



TIME TO RISE

2018-19 PHOENIX SUNS MEDIA GUIDE



PRESENTED BY
CASINO ARIZONA
TALKING STICK RESORT.



2018-19 SUNS SCHEDULE

PRESENTED BY  CASINO ARIZONA
TALKING STICK RESORT

OCTOBER

2018

SUN	MON	TUE	WED	THU	FRI	SAT
	1 SAC 7:00 PM PRESEASON	2	3 NZB 7:30 PM PRESEASON	4	5 POR 7:00 PM PRESEASON	6
7	8 GSW 7:00 PM PRESEASON	9	10 POR 7:00 PM PRESEASON	11	12	13
14	15	16	17 DAL 7:30 PM ESPN	18	19	20 DEN 6:00 PM
21	22 GSW 7:30 PM	23	24 LAL 7:00 PM	25	26	27 MEM 5:00 PM
28 OKC 4:00 PM	29	30	31 SAS 7:30 PM ESPN			

JANUARY

2019

SUN	MON	TUE	WED	THU	FRI	SAT
		1	2 PHI 7:00 PM	3	4 LAC 7:00 PM	5
6 CHA 6:00 PM	7	8 SAC 7:00 PM	9 DAL 6:30 PM	10	11	12 DEN 7:00 PM
13	14	15 IND 5:00 PM	16	17 TOR 5:30 PM	18	19 CHA 3:00 PM
20 MIN 5:00 PM	21	22 MIN 7:00 PM	23	24 POR 7:00 PM	25 DEN 7:00 PM	26
27 LAL 7:30 PM	28	29 SAS 6:30 PM	30	31		

NOVEMBER

2018

SUN	MON	TUE	WED	THU	FRI	SAT
				1	2 TOR 7:00 PM	3
4 MEM 6:00 PM	5	6 BKN 7:00 PM	7	8 BOS 7:00 PM	9	10 NOP 5:00 PM
11	12 OKC 6:00 PM	13	14 SAS 7:00 PM	15	16	17 OKC 7:00 PM
18	19 PHI 5:00 PM	20	21 CHI 6:00 PM	22	23 MIL 6:30 PM	24
25 DET 2:00 PM	26	27 IND 7:00 PM	28 LAC 8:30 PM	29	30 ORL 7:00 PM	

FEBRUARY

2019

SUN	MON	TUE	WED	THU	FRI	SAT
					1	2 ATL 7:00 PM
3	4 HOU 7:00 PM	5	6 UTA 7:00 PM	7	8 GSW 7:00 PM	9
10 SAC 4:00 PM	11	12	13 LAC 8:30 PM	14	15	16
17	18	19	20	21 CLE 5:00 PM	22	23 ATL 5:00 PM
24	25 MIA 5:30 PM	26	27	28		

DECEMBER

2018

SUN	MON	TUE	WED	THU	FRI	SAT
						1
2 LAL 1:30 PM	3	4 SAC 7:00 PM	5	6 POR 8:00 PM	7 MIA 7:00 PM	8
9	10 LAC 7:00 PM	11 SAS 6:30 PM	12	13 DAL 8:30 PM TNT	14	15 MIN 7:00 PM
16	17 NYK 5:30 PM	18	19 BOS 5:30 PM	20	21	22 WAS 5:00 PM
23 BKN 4:00 PM	24	25	26 ORL 5:00 PM	27	28 OKC 7:00 PM	29 DEN 7:00 PM
30	31 GSW 7:00 PM					

MARCH

2019

SUN	MON	TUE	WED	THU	FRI	SAT
					1 NOP 7:00 PM	2 LAL 7:00 PM
3	4 MIL 7:00 PM	5	6 NYK 7:00 PM	7	8	9 POR 8:00 PM
10 GSW 5:30 PM	11	12	13 UTA 7:00 PM	14	15 HOU 5:00 PM	16 NOP 4:00 PM
17	18 CHI 7:00 PM	19	20	21 DET 7:00 PM	22	23 SAC 7:00 PM
24	25 UTA 6:00 PM	26	27 WAS 7:00 PM	28	29	30 MEM 7:00 PM
31						

 HOME  AWAY  NBA ALL-STAR WEEKEND

ALL TIMES LISTED ARE LOCAL PHOENIX TIMES | SCHEDULES, DATES, AND TIMES ARE
SUBJECT TO CHANGE | VISIT SUNS.COM FOR UP-TO-DATE SCHEDULE INFORMATION.

TIME TO RISE

SUNS.COM/TICKETS | 602.379.SUNS

APRIL

2019

SUN	MON	TUE	WED	THU	FRI	SAT
	1 CLE 7:00 PM	2	3 UTA 7:00 PM	4	5 NOP 7:00 PM	6
7 HOU 4:00 PM	8	9 DAL 5:30 PM	10	11	12	13

Table of Contents

MEDIA

- 2 Media Information
- 3 Media Directory
- 4 NBA 2018-19 Key Dates

PERSONNEL

- 6-7 Team Directory
- 8-9 Robert Sarver
- 10 Sam Garvin
- 11 Jason Rowley
- 12-14 Executive Team/Communications VPs
- 15-23 Front Office Staff
- 24 The Gorilla/Suns Dancers
- 25-29 Suns Broadcasting
- 30-31 Basketball Operations Staff
- 32 Igor Kokoškov
- 33-37 Coaching/Sports Medicine Staff

PLAYERS

- 40 Roster/Pronunciation Guide
- 41-80 Player Bios
- 81-84 Ring of Honor

2017-18 IN REVIEW

- 86 NBA Standings/Playoff Results
- 87 NBA Team Statistics
- 88 NBA Award Winners
- 89 Suns Final Statistics
- 90-91 Suns Game-by-Game Results
- 92-93 Key Dates
- 94-95 Suns Miscellaneous Statistics
- 95 Games Missed Due to Injury
- 96 Team Highs and Lows

RECORDS

- 98-100 Suns Individual Records
- 100-102 Suns Team Records – Highs
- 102-103 Suns Team Records – Lows

RECORDS (continued)

- 104 Suns Top Nights
- 105-106 Opponents Individual Records
- 107-108 Opponents Team Records – Highs
- 109 Opponents Team Records – Lows
- 110 Opponents Top Nights
- 111-118 Phoenix Arena Records
- 119 Regular Season Records
- 120 Career Regular Season Leaders
- 121-123 Year-by-Year Leaders
- 124-127 Record Breakdowns
- 128-129 Streaks and Extremes
- 130-131 Suns Honor Roll
- 132 Coaches Records
- 133-134 Attendance Records

HISTORY

- 136-137 A Fantastic Story
- 138-237 Year-by-Year Results
- 238-277 All-Time Roster
- 278-290 Year-by-Year Transactions
- 291-295 Draft History

PLAYOFFS

- 298-304 All-Time Playoff Results
- 305 Suns Career Playoff Leaders
- 306-307 Suns Playoff Records
- 308-309 Opponent Playoff Records
- 310 All-Time Playoff Breakdown

OPPONENTS

- 312 NBA Offices
- 313 NBA G League/Northern Arizona Suns
- 314-371 NBA Teams

COMMUNITY RELATIONS/TSR ARENA

- 372-373 Suns Community Relations
- 374 NBA Cares/NBA Official Staff
- 375-376 Talking Stick Resort Arena

Executive Editor: Julie Fie

Editor: Cole Mickelson

Associate Editors: DC Headley, Palmer Black

Printing by Prisma Graphic

Layout by Page One Productions, Inc.

Photography by Barry Gossage, Anthony Gonzales, NBA Photos and file photos

Special thanks to: Bob Sertich, Tyler Sumrok, Chris Grasha, Leo Freeman, Elias Sports Bureau

All NBA and team insignia depicted in this publication are the property of NBA Properties, Inc. and the respective teams of the NBA and may not be reproduced for commercial purposes without the prior written consent of NBA Properties, Inc. The information contained in this publication was compiled by the Phoenix Suns and is provided as a courtesy to our fans and the press and may be used only for personal or editorial purposes. Any commercial use of this information is prohibited without the prior written consent of the Phoenix Suns.



***In loving memory of longtime
Phoenix Suns beat writers
Joe Gilmartin (1929-2018) and
Mike Tulumello (1955-2018)***



Media Information

As the Phoenix Suns welcome the beginning of their 51st NBA season, the 2018-19 campaign is sure to provide many exciting moments. Entering the club's 27th season of basketball action at Talking Stick Resort Arena, the venue remains one of the most accessible in the league. In an effort to continue the Suns tradition of providing the best professional working environment, please note the following guidelines.

Media credentials are issued to working media only. All season and single-game credential holders should enter through the northeast entrance off 3rd Street and Jefferson. Media will call opens two and one-half hours prior to the game. All credentials are non-transferable, and any unauthorized use will subject bearer to ejection from Talking Stick Resort Arena and confiscation of the pass. **A photo identification will be required to pick up your credential.**

Individual game credentials should be requested through the Suns' Basketball Communications department (phone: (602) 379-7960 or email: dcheadley@suns.com) a minimum of 36 hours prior to game time or by noon Friday for all Saturday, Sunday and Monday contests. Passes will not be issued on game day. Only requests confirmed via phone or e-mail by the Basketball Communications department will be honored.

Credentials are good for admittance to the arena, media room and both locker rooms. Both the Suns and visiting locker rooms will be open 75 minutes before tip-off until 45 minutes before the game and then again 15 minutes after the game. Coach Kokoškov's post-game press conference starts approximately 10 minutes after the game in the Pacific Room. Your cooperation is asked in maintaining a working atmosphere. Absolutely NO autographs allowed during media access periods.

Photo credentials should be requested a minimum of 72 hours in advance of the requested game and are now subject to approval by the NBA league office. It is club and NBA policy NOT to allow freelance photographers access. No ENG cameras except live television cameras, NBAE cameras, in-arena cameras and the team videographer will be permitted on the baselines. ALL photographers that are permitted floor access must have a black vest to wear while on the floor. The vests can be obtained in the media workroom.

Several communal telephones will be provided, but if you should need a designated phone for your own use, it should be ordered through Kevin Pires at Talking Stick Resort Arena (602) 379-2094. The Suns provide wireless service both courtside and in the working press room with hard lines also available. A password to access the wireless service should be obtained from our game night staff in the working press room.

It is our sincere hope that this outline of procedures and guidelines will assist you in your coverage of the National Basketball Association at Talking Stick Resort Arena. Please call the Basketball Communications department if you need additional assistance.

Julie Fie
Vice President
(602) 379-7916
jfie@suns.com

Cole Mickelson
Sr. Manager
(602) 379-7662
cmickelson@suns.com

DC Headley
Manager
(602) 379-7960
dcheadley@suns.com

Palmer Black
Assistant to VP
(602) 379-7920
pblack@suns.com

Media Directory



Duane Rankin
Arizona Republic



Gina Mizell
The Athletic

NEWSPAPERS

The Arizona Republic/AZ Central Sports

200 E. Van Buren, Phoenix, AZ 85004
(602) 444-8641, FAX (602) 444-8686
Duane Rankin (beat)
Katherine Fitzgerald (back-up beat)
Greg Moore, Kent Somers (columnists)
Mark Faller (sports director)
Matt Wilhalme (NBA editor)

The Athletic (Arizona)

<http://theathletic.com/arizona>
Gina Mizell (beat)
C.J. Holmes, Scott Bordow, Bob Young (writers)
Jay Dieffenbach (sports editor)

Arizona Daily Star

4850 S. Park Ave., Tucson, AZ 85719
(520) 573-4145, FAX (520) 573-4149
Bruce Pascoe, Justin Spears (writer)
Greg Hansen (columnist)
Ryan Finley (sports editor)

WIRE SERVICES

Associated Press

1850 N. Central Ave., #640, Phoenix, AZ 85004
(602) 258-8934, FAX (602) 254-9573
Bob Baum, John Marshall,
Jonathan Dalton, Jose Romero (writers)

WEBSITES

Arizona Sports 98.7 FM – Website

Kellan Olson, Kevin Zimmerman (reporters)
Dan Bickley (columnist)

BrightSideoftheSun.com/SB Nation

Dave King (managing editor)
Evan Sidery, Brendon Kleen (writers)

ESPN Insider/TrueHoop TV

Amin Elhassan (analyst)

FoxSports.com/Arizona

Saul Bookman (editor)
Chris Gabel (reporter)

HoopsHabit

Gerald Bourguet (lead reporter/editor)

Sports360AZ

Brad Cesmat (host/reporter)
Jared Cohen (writer/videographer)

TEAM BROADCASTERS

Arizona Sports 98.7 FM – Flagship

201 E. Jefferson St., Phoenix, AZ 85004
(602) 379-7900
Al McCoy (play-by-play)
Tim Kempton (color)
Jim Bloom (pre/postgame host)

FOX Sports Arizona Television

201 E. Jefferson St., Phoenix, AZ 85004
(602) 257-8911
Kevin Ray (play-by-play)
Eddie Johnson, Ann Meyers Drysdale (color)
Lindsey Smith (sideline reporter)
Tom Chambers, Tom Leander (studio hosts)
Dan Siekmann (VP, Broadcasting)
Bob Adlhoeh (executive producer)
David Hughes (senior producer)
Marc Goldberg, Paden Wigness (pregame producers)

KSUN 1400 AM (Spanish)

714 N. 3rd St., Phoenix, AZ 85004
(602) 252-0030
Arturo Ochoa (play-by-play)
Jorge Moreno (color)
(Select games will be televised in Spanish on FOX Sports Arizona Plus)

RADIO

Arizona Sports 98.7 FM

7740 N. 16th St., Phoenix, AZ 85020
(602) 274-6200
Ryan Hatch (program director)
Dan Bickley, Dave Burns,
Paul Calvisi, Doug Franz, John Gambadoro,
Luke Lapinski, Vince Marotta, Ron Wolfley
(show hosts)
Rod Lakin (Asst. Program Director)
Jordan Byrd, Jarrett Carlen, Andy Greenberg,
Erin Maloney (producers)

Fox Sports 910 AM KGME

4686 E. Van Buren St., Phoenix, AZ 85008
(602) 374-6000
Neil Larrimore (program director)
Jody Oehler, Crash Gladys, Kenny Sargent
(show hosts)
Bo Brack, Stann Findelle (producers)

NBC Sports 1060 AM KDUS

1100 N. 52nd St., Phoenix, AZ 85008
(602) 629-8660
Kayla Mortellaro (program director)
Bob Kemp, Dale Hellestrae,
Dave Bierstein (show hosts)
Aaron Decker (reporter)

The Fanatic 1580 AM/99.3 FM KQFN

8145 E. Evans Rd., Ste. #8, Phoenix, AZ 85008
(602) 714-5253
Mike Bauer, Craig Fouhy, Shawn Crespin,
Dan Manucci, Mike Muraco (show hosts)
Stann Findelle, Chris Schubert (producer)

ARIZONA NEWS RADIO NETWORK

14605 N. Airport Dr., Ste. 365
Scottsdale, AZ 85260
(480) 998-2037
George Tanner, Jeff Scott (reporters)

TELEVISION

FOX Sports Arizona

455 N. 3rd St., #290, Phoenix, AZ 85004
(602) 257-9500, FAX (602) 251-8997
Jody Jackson, Todd Walsh (reporters)
Josh Kelman, Tom Elsner (producers)
Saul Bookman, Chris Gabel (web reporters)

KNXV-TV (ABC, Ch. 15)

515 N. 44th St., Phoenix, AZ 85008
(602) 273-1500, FAX (602) 685-6363
Craig Fouhy (director/anchor)
Shane Dale (web reporter)

Arizona's Family

KTVU-TV (Ch. 3), KPHO-TV (CBS, Ch. 5)
5555 N. 7th Ave., Phoenix, AZ 85013
CBS 5: (602) 650-0775, FAX (602) 650-0761
3TV: (602) 207-3476, FAX (602) 207-3415
Tim Ring (director/anchor)
Mark McClune, Joe Pequeno (anchors/reporters)
Joe Farris (producer)

KPNX-TV (NBC, Ch. 12)

200 E. Van Buren St., Phoenix, AZ 85004
(602) 444-1230, FAX (602) 444-8686
Jeff Schneider (executive producer)
Bruce Cooper, Cameron Cox, Tresa Tudrick
(anchors/reporters)
Matt Johnson (producer)
Chris Peterson (producer/photographer)

KSAT-TV (FOX, Ch. 10)

511 W. Adams, Phoenix, AZ 85003
(602) 262-5124, FAX (602) 262-0435
Chris Katsaras (executive producer)
Jude LaCava (director/anchor)
Richard Saenz (reporter)
Jeff Lake, Mark Malerich (producers)

TELEMUNDO, KTAZ, TV 39

4625 S. 33rd Pl., Phoenix, AZ 85040
(602) 648-3902
Mariano Arribas (anchor)
Nancy Arreola, Ivan Valenzuela (reporters)

UNIVISION, KTVW, TV 33

6006 S. 30th St., Phoenix, AZ 85042
(602) 232-3500
Felipe Corral (director/reporter)

TUCSON TELEVISION

KGUN-TV (ABC, Ch. 9)

7280 Rosewood St., Tucson, AZ 85710
(520) 722-5486, FAX (520) 733-7062
Jason Barr (director/reporter)

KOLD-TV (CBS, Ch. 13)

7831 N. Business Park Dr., Tucson, AZ 85743
(520) 744-6397, FAX (520) 744-5235
Damien Alameda (director)
David Kelly (reporter)

KVOA-TV (NBC, Ch. 4)

209 W. Elm, Tucson, AZ 85743
(520) 624-2477, FAX (520) 884-4644
Paul Cicala (director)

NBA 2018-19 Key Dates

September 7	Naismith Memorial Basketball Hall of Fame Enshrinement (Springfield, MA)
September 21	First allowable date for players participating in preseason NBA Global Games to report to their teams (no earlier than 11 a.m. local time)
September 22	Training Camps open for all teams participating in preseason NBA Global Games
September 24	First allowable date for all other veteran players to report to their teams (no earlier than 11 a.m. local time)
September 25	Training Camps open for all other teams
September 28	NBA Preseason games begin
September 29	NBA Canada Series 2018, Portland Trail Blazers vs. Toronto Raptors (Vancouver)
October 5	NBA China Games 2018, Dallas Mavericks vs. Philadelphia 76ers (Shanghai)
October 8	NBA China Games 2018, Dallas Mavericks vs. Philadelphia 76ers (Shenzhen)
October 10	NBA Canada Series 2018, Brooklyn Nets vs. Toronto Raptors (Montreal)
October 12	NBA Preseason ends
October 15	Rosters set for NBA Opening Day (5 p.m. ET)
October 16	Start of the 2018-19 NBA Regular Season (NBA Tip-Off 2018)
December 13	NBA Mexico City Games 2018, Orlando Magic vs. Chicago Bulls (Mexico City)
December 15	NBA Mexico City Games 2018, Orlando Magic vs. Utah Jazz (Mexico City)
January 5	10-day contracts may now be signed
January 10	All contracts are guaranteed for the remainder of the season
January 15	Last day to sign NBA Two-Way contracts
January 17	NBA London Game 2019, New York Knicks vs. Washington Wizards (London)
February 7	NBA Trade Deadline (3 p.m. ET)
February 15-17	NBA All-Star 2019 (Charlotte, NC)
March 1	Playoff Eligibility Waiver Deadline
April 10-13	Portsmouth Invitational Tournament (Portsmouth, VA)
April 10	Regular Season ends
April 12	Rosters set for NBA Playoffs 2019 (3 p.m. ET)
April 13	NBA Playoffs 2019 begin
April 21	NBA Early Entry Eligibility Deadline (11:59 p.m. ET)
April 29/April 30	Conference Semifinals begin (possible move up to April 27-28)
May 14	NBA Draft Lottery 2019 (Chicago)
May 14-15	Conference Finals begin (possible move up to May 12-13)
May 14-19	NBA Draft Combine 2019 (Chicago)
May 30	NBA Finals 2019 begin
June 10	NBA Draft Early Entry Entrant Withdrawal Deadline (5 p.m. ET)
June 16	The Finals 2019 latest possible date
June 20	NBA Draft 2019



PERSONNEL

Team Directory

OWNERSHIP

Managing Partner: Robert Sarver
Vice Chairman: Andrew Kohlberg
Vice Chairman: Jahm Najafi
Vice Chairman: Sam Garvin

EXECUTIVE TEAM

President & Chief Executive Officer: Jason Rowley
Executive Vice President & Chief Financial Officer: Jim Pitman
General Manager, Sports & Entertainment Services & Sr. Vice President, Ticket Operations: Ralph Marchetta
Chief Revenue Officer & Sr. Vice President, Business Innovation: Dan Costello
Chief Marketing Officer: Matt Wright
Sr. Vice President & General Counsel: Melissa Goldenberg
Sr. Vice President, Public Affairs: Maria Baier
Sr. Vice President, Marketing Partnerships: Carlissa Henry
Sr. Vice President, People Experience: Karen Rausch
Vice President, Marketing & Brand Strategy: Brooke Campbell
Vice President, Communications & Content: Casey Taggatz
Vice President, Ticket Sales & Service: Kyle Pottinger
Vice President, Finance & Business Intelligence/Analytics: Aaron Jerz

ADMINISTRATIVE STAFF/EXECUTIVE STAFF

Executive Assistant to the Managing Partner & General Manager: Jacque Alonzo
Executive Assistant to the Vice Chairman, President & CEO and Sr. VP, Public Affairs: Hope Dimberg
Administrative Assistant: Nicole Iwinski
Suns Receptionists: Ceola Coaston, Jan Forshee
Staff Assistant: Jay Shelley

BASKETBALL COMMUNICATIONS

Vice President, Basketball Communications: Julie Fie
Sr. Manager, Basketball Communications: Cole Mickelson
Manager, Basketball Communications: DC Headley
Administrative Assistant to VP of Basketball Communications: Palmer Black

BASKETBALL OPERATIONS

FRONT OFFICE

Vice President, Basketball Operations: James Jones
Assistant General Manager: Trevor Bukstein
Vice President, Alumni Relations: Mark West
Manager, Team Operations & Player Development: Ali Mitchell
Basketball Strategy Analyst: Ryan Resch
Basketball Operations Assistant: Yale Kim

COACHING STAFF

Head Coach: Igor Kokoškov
Assistant Coaches: Joe Prunty, Cortliss Williamson, Jamelle McMillan, Jason Staudt
Director, Player Development: Cody Toppert
Player Development Coaches: Lourawls Nairn, Devin Smith
Head Video Coordinator: Alex Zampier
Assistant Video Coordinators: Jim McDonnell, Brandon Rosenthal, Akeem Williams

SPORTS MEDICINE

Sr. VP, Athlete Health & Performance/Head Athletic Trainer: Aaron Nelson
Director, Performance: Daniel Bove
Head Strength & Conditioning Coach/Assistant Athletic Trainer: Brady Howe
Assistant Athletic Trainer/Rehabilitation Coordinator: Tom Maystadt
Asst. Athletic Trainer/Asst. Strength & Conditioning Coach: Stanford Williams
Assistant Athletic Trainers: Geoffrey Staton, Devin Skinner

EQUIPMENT

Head Equipment Manager: Jay Gaspar
Assistant Equipment Manager: Denise Romero

SECURITY

Director, Team Security: Max Cayard
Team Security Assistants: Anthony Neely, Mark Spencer

SCOUTING

Director, Player Personnel: Bubba Burrage
Scouts: John Shumate, Ronnie Price
Advance Scout: Jason Hervey
International Scout: Kevin Anstett

ANALYTICS

Director, Basketball Analytics & Technology: Jake Loos
Manager, Basketball Analytics: Anthony So
Analyst, Basketball Operations: Sergio Santamaria

BASKETBALL MEDICAL STAFF

Head Team Physician (Orthopedist): Dr. Tom Carter
Team Physician (Internal Medicine): Dr. Tom Fiel
Cardiologist: Dr. Tim Byrne
Chiropractor: Dr. Monte Hessler
Dentist: Dr. John Badolato
Ophthalmologist: Dr. Jay Schwartz
Otolaryngology (ENT): Dr. Ryan Rehl
Podiatrist: Dr. Ryan Golub
General Surgeon: Dr. V "Bob" Evani

BUSINESS ANALYTICS

Sr. Director, Business Intelligence and Analytics: Edward Kendall
Manager, Business Intelligence and Innovation: Alex Hardman
Sr. Analyst, Business Intelligence: Kelsey Pavesci
Business Intelligence Manager, CRM: Brandon Moyer
Sr. Business Intelligence Analyst, CRM: Alexandria Forbes
Business Intelligence Analyst, CRM: Melissa Koop

BUSINESS COMMUNICATIONS

Director, Business Communications: Carlos Manzanillo
Business Communications Coordinators: Sean Gale, Mychael Ramirez

COMMUNITY RELATIONS

Sr. Community Relations Coordinator: Shaquinn Albrow
Community Relations Coordinator: Holly Mercier
Community Relations Assistant: Joshua Clark
Program Director, Jr. Suns/Jr. Mercury: Mark Greter
Community Ambassador: Steven Hunter

CREATIVE CONTENT

Sr. Manager, Creative Content Operations: Jake Knapp
Sr. Manager, Creative Content Production: Nick Williams
Sr. Multimedia Content Designer: Kevin Bonham
Sr. Creative Content Producer: Shawn Deloney
Creative Content Producer: Isaac Easley, Chris Price
Content Videographer/Producer: Robert Weinerth
Digital Host: Lindsey Smith
Social Media Manager: Allison Harris
Social Media Specialists: Cody Cunningham, Tana Hughes

CREATIVE SERVICES

Creative Lead: Chris Grasha
Sr. Graphic Designers: Leo Freeman, Alecia Barrett
Graphic Designer: Alex Cohen
Jr. Graphic Designers: Meagan Curran, Alana Woods

DIGITAL SERVICES

Director, Digital Growth, Engagement, & Strategy: Keith Detwiler
Digital Creative Specialist & Photo Editor: Ryan Wolf
Digital Specialist: Johnny Soto
Sr. Digital Web Developer: Arvind Navaratnasingham
Digital Web Developer: Sam Harvey
Email & Database Coordinator: Guy Hudson
Email Marketing Specialist: Vic Nunez
Digital Consultant: Dan Hilton

FINANCE

Vice President, Finance and Business Intelligence/Analytics: Aaron Jerz
Sr. Director, Payroll Services: Sheila Yammer
Controller: Andrew Anthony
Accounts Payable Manager: Christi Shurwin
Accounts Receivable Manager: Sandra Vega
Payroll Accounting Coordinator: Anna Heffron
Payroll Specialists: Teri Galloway, Will McFarland
Accounting Manager, Small Properties: Jed Richmond
Payroll Accounting and Tax Analyst: Lisa Leung
Sr. Accountant: Kerby Schmidt
Staff Accountant: Elizabeth Maxwell, Jennifer Scott

GAME PRESENTATION

Vice President, Game Presentation: Cassidy Lien
Game Presentation Sr. Manager: Brett Samet
Game Presentation Manager: Jeraldine Salais
Entertainment Sr. Manager: Sumer Meyer
Game Production Director: Gregory Ralbovsky
Game Production Manager: Steven Mitchell
Game Presentation Producer: Chris Mead
Mascot Coordinators: Bob Woolf, Justin Bailey
Entertainment Coordinator: Isabel Guerra

HUMAN RESOURCES

Sr. Vice President, People Experience: Karen Rausch
Human Resources Manager: Yolanda Mendez
Talent Acquisition Manager: Jo-Marie Garber
Sr. Human Resources Coordinator: Jennifer Degasis
Human Resources Assistant: Jessarra Harrington
Guest Experience Program Director: Kami Testa

INFORMATION TECHNOLOGY

Vice President and Chief Information Officer: Steve Reese
 Director, Information Technology: Paul Scott
 Database Administrator: Rick Garcia
 Business Systems Analyst: Aaron Prestwood
 Network and Systems Administrators: James Armstrong, A.J. Grande
 Help Desk Manager/Administrative Support: Michelle Cassata
 User Support Technician: Kevin Pires
 Desktop Support Specialist: Joseph Salas

LEGAL

Sr. Vice President & General Counsel: Melissa Goldenberg
 Paralegal: Pierrette Idoyaga

MARKETING

Vice President, Marketing & Brand Strategy: Brooke Campbell
 Sr. Manager, Marketing: Blake Lewkowitz
 Sr. Marketing Coordinator: Ryan Powers
 Marketing Coordinator: Gerry Mildenberger
 Marketing Coordinator: Jaime Olabarria

MARKETING PARTNERSHIPS

Chief Commercial Officer & Sr. Vice President, Business Innovation: Dan Costello
 Chief Marketing Officer: Matt Wright
 Sr. Vice President, Marketing Partnerships: Carlissa Henry
 Vice President of Activation: Doug Chisholm
 Sr. Executive Vice President: Harvey Shank
 Sr. Sales Manager: Mike Akers
 Account Executives: Ed Durkin, Sean Fullam
 Sr. Marketing Partnerships & Events Lead: Courtney Parks
 Broadcast Traffic Manager: Benicia Thompson
 Business Coordinator: Adnan Gumel
 Operations & Research Manager: Drew Fuemmeler
 CRM & Sales Coordinator: Matt Sullivan
 Sr. Activation Managers: Alyssa Dooyema, Stephanie Lovingood, Nicole Strunks
 Activation Managers: Kara Galloway, Betsy Hechtner, Taylor Popish
 Activation Coordinators: Gabby Munoz, Jessica Zura
 Promotions Manager: Taryn Thalheimer
 Activation Assistants: Nikki Gonzales, Marc Garcia
 Administrative Assistant: Trina Sims

PHOENIX SUNS CHARITIES

Executive Director, Phoenix Suns Charities: Sarah Krahenbuhl
 Manager, Phoenix Suns Charities: Jennie Patel
 Coordinator, Phoenix Suns Charities: Maggie Cortez

SALES & SERVICE

Vice President, Ticket Sales & Service: Kyle Pottinger
 Sr. Sales & Marketing Events Lead: Courtney Giovanni
 Sr. Sales & Innovation Coordinator: Jamie Thomasian
 Sr. Premium Experience Manager: Melissa Deaney
 Manager, Business Development: Spencer Cherney
 Manager, Premium Experience & Strategy: Marc Kulbersh
 Sr. Account Manager, Premium Experience: Michael Pettit
 Account Executives, Premium Sales: Emily Dumas, Kait Jones, Billy Lavelle, Bobby Phelps
 Director, Business Development: Matt Salata
 Account Executives, Membership Sales: Angel Almendares, Alberto Caballero, Greg Damschroder, Courtney Hayes, Duncan Jensen, Aaron Kelly, Kamal Logue, Ari Richman, Wesley Rouse
 Sr. Director, Tickets Sales, Service and Operations: Eric Little
 Membership Experience Team Lead: Chris Moran
 Sr. Account Executive, Membership Experience: Lucy Grimm
 Account Executives, Membership Experience: Kayla Lawson, Scott McAllister, Anne Mueller, Jennifer Pearson
 Director of Group Sales: Cara Leis
 Group Sales Coordinator: Brittany Boeke
 Team Lead, Group Sales: Brianna Eason
 Manager, Group Sales and Youth Sports: Matt Audibert
 Account Executives, Group Sales: Brock Brenneman, Clay Cardenas, Greg Hyman, Marc Lopez, Lynsay Saunders, Connor Slabach, Stuart Sokoloff, Christopher Sutton, Jessica Teesdale
 Managers, New Business Team: Jentry Mullins, Blake Pallansch
 Sales Consultants, New Business Team: Jason Barth, Andy Brannin, Logan Brown, Will Evans, Hallie Grinstead, Brandon Kocmoud, Dustin King, Adrienne Markham, Max Mazur, Derek McMonagle, Madeline Menzie, Mitch Nagel, Brandon Otis, Rohan Reddy, Matt Rees, Elijah Robertson, Karl Sanford, Ben Sitzberger, Hudson Spedding, Connor Sprague, Savannah Stehman
 Manager, Arena Sports Group: Adam Metzendorf
 Account Executives, Arena Sports Group: Steven Frey, Maisey Gillies, Donald Grady, Aaron Hall, JT Holloway, Jacob Roszman, Zach Wendel, Michael White

BROADCAST PRODUCTIONS

Vice President, Broadcast Productions: Dan Siekman
 Executive Producer: Bob Adlhoth
 Chief Technical Engineer: Alan Mickel
 Sr. Producers: Marc Goldberg, David Hughes
 Pre-Game Show Producer: Paden Wigness
 Sr. Videographer: David Grapentine
 Sr. Editor: Tommy Arguelles
 Production Assistant: Ryan Bafaloukos

TELEVISION

Play-by-Play: Kevin Ray
 Studio Hosts: Tom Chambers, Tom Leander
 Color Analysts: Eddie Johnson, Ann Meyers Drysdale
 Sideline Reporter: Lindsey Smith

RADIO

Arizona Sports 98.7 FM, Play-by-Play: Al McCoy
 Color Analyst: Tim Kempton
 Studio Host: Jon Bloom
 KSUN 1400 AM (Spanish), Play-by-Play: Arturo Ochoa
 Color Analyst: Jorge Moreno

Talking Stick Resort Arena

ARENA OPERATIONS

General Manager, Sports & Entertainment Services & Sr. Vice President, Ticket Operations: Ralph Marchetta
 Vice President, Facility Management: Alvan Adams
 Director, Event Booking & Production: Sarah Schock
 Manager, Administrative Services: Gerri Sandy
 Director, Engineering: Jerry Medina
 Lead Engineer: Johnnie Crow
 Facility Management Coordinator: Ruth Stamp-Shepard
 Sr. Audio/Video Engineer: Ryan Cowan
 Audio/Video Engineer: Rob Hart
 Chief Technical Engineer: Alan Mickel
 Sr. Manager, Conversion Crew: Anthony Lee
 Director of Event Operations: Brian Polokoff
 Event Managers: Megan Duffy, Mario McKinley, Ashley Moore
 Events & Booking Coordinator: Kevin Lynch
 Manager, Facility Services: Rene Gonzales
 Disability Services Manager: Nanette Bowles-Odell
 Suite Services Manager: Trent Dutry
 Director, Security: Marcus Williams
 Safety Manager/K-9 Handler: Jon Bloom
 Security Manager: Paul Schonaerts
 Safety & Security Administrator: Francoise Chisholm
 Director, Traffic Support Services: Norwood "Woody" Browder
 Assistant Director, Traffic Support Services: JD Hanna
 Traffic Support Coordinator: Veronica Aguilera
 Traffic Support Operations Coordinator: Andrew "Drew" Enos
 Mail/Receiving Department Manager: David Case
 Mail/Receiving Technicians: Jimmie Barr, Alex Dangmuk, Jesse Echavarría

GAME NIGHT PERSONNEL, ASSISTANTS & STATISTICAL CREW

NBA Photos: Barry Gossage
 NBA Photos Assistant: Anthony Gonzales
 Official Scorer: Jerry Heck
 Clock & Scoreboard Operators: Jim Heck, Mike Lange, Mike Orcutt, Jim Poquette, Barry Ringel, Rick Shouers, Dana Smith
 Statistics Crew: Brian Hill, Floyd Agosta, Tyler Barton, Ron Amstutz, Drew Raskin, Keith Zaborski
 PA Announcer: Vince Marotta
 Broadcast Statisticians: Michael Brenner, Jim Brewer, Eric Hodgson, Jeff Stanlis
 Press Room Host: Marcy Cookman
 Game Night Assistants: Mariah Bates, Lori Cook, Emily Ducker, Olivia Kuby, Nick Mendoza, Keaton Rausch, Brad Sherman

TICKET OPERATIONS

Vice President, Ticket Operations: Daren Mitch
 Assistant Director, Ticket Operations: Jason Sanchez
 Assistant Director, Suns Ticketing: Jeff Marcussen
 Assistant Director, Sports Ticketing: Adam Somers
 Assistant Director, Arena Ticketing: Sean Stilwell
 Sr. Ticket Manager: Jason Chey
 Ticket Manager: Kaitlyn Heber
 Season Ticket Account Manager: Esther Wojtulewicz
 Ticket Office Coordinator: Bob Rodriguez
 Assistant Ticket Managers: Wende Barry, Stephanie Ostos, Daniel Serna
 Ticket Office Accounting Supervisor: Paulene Tullie
 Accounting Clerk, Ticket Office: Julieta Serna

OTHER INFORMATION

Home Court: Talking Stick Resort Arena (18,055), opened 1992
 Address: 201 E. Jefferson Street, Phoenix, AZ 85004
 Game Times: 7 p.m. Mon. - Sat., 6 p.m. Sun.
 Team Colors: Purple, Orange, Black, Gray & Yellow
 Ticket Office: (602) 379-7867
 Executive Office: (602) 379-7900
 Executive Office FAX: (602) 379-7990
 Basketball Communications: (602) 379-7920
 Basketball Communications FAX: (602) 379-7908
 Business Communications: (602) 379-7915
 Talking Stick Resort Arena Executive Office: (602) 379-2000
 Internet E-Mail Addresses: (first initial, last name@suns.com)

Robert Sarver

Managing Partner



Robert Sarver is the managing partner of Arizona's original sports franchise. In addition, the Arizona native and Valley resident is a successful businessman and a committed philanthropist, husband and father with a lifelong passion for basketball, the Suns, the state of Arizona, and—above all—winning.

THE OWNER

As an 8-year-old boy, Robert Sarver attended his first Phoenix Suns basketball game after receiving tickets as a birthday gift from Donald Diamond, one of the franchise's original owners. Thirty-five years later in 2004, Sarver became the majority owner of one of the NBA's model franchises, assembling a group of investors that purchased the Suns, the WNBA's Phoenix Mercury, and the operating rights to US Airways Center, since renamed Talking Stick Resort Arena. In 2016, the Suns purchased their NBA G League affiliate and relocated the team to Prescott Valley to operate as the Northern Arizona Suns.

In 14 years under Sarver's leadership, the Suns have enjoyed great success on the court. His tenure includes three appearances in the Western Conference Finals and two of the three 60-win seasons in the franchise's 50-year history. Phoenix owns the 12th-best record in the NBA since the start of the 2004-05 season (585-547, .517).

Sarver's passion for winning extends beyond the men's game. His commitment to the WNBA in Phoenix has resulted in the Mercury winning three league championships, in 2007, 2009 and 2014, with the team winning a WNBA-record 29 games in the 2014 regular season. Regular contenders for the title, the Mercury have made 10 appearances in the league semifinals in the past 12 seasons. Over the last 14 seasons through 2018, the Mercury's record of 259-217 ranks it fourth in the WNBA in wins.

Guided by his stated mission, the Suns and Mercury organizations are industry leaders in business innovation and community outreach and involvement. Sarver is a member of the NBA's Board of Governors, Advisory Finance Committee, and Audit and Compensation Committee.

In addition to his commitments in basketball, Sarver owns a controlling share of RCD Mallorca, a Spanish soccer club.

THE BUSINESSMAN

Sarver is the Executive Chairman of Western Alliance Bancorporation (NYSE: WAL), one of the country's top-performing banking companies and ranked No. 2 on the Forbes 2018 "Best Banks in America" list. He has been the Executive Chairman of Western Alliance Bank since April 1, 2018, prior to which Sarver served as Chairman and CEO beginning in December 2002. He also served as the President from December 2002 to April 2010.

Alliance Bank of Arizona, a division of Western Alliance Bank, is the largest locally-headquartered bank in Arizona and is ranked No. 4 in deposits in the state. The bank continues to be one of the most active business lenders in Arizona and, in 2017, Sarver was voted Banking CEO of the Year by International Banker magazine, a noted resource for analysis on global banking. Sarver is also the co-founder of Southwest Value Partners, a 27-year-old real estate investment fund.

On January 1, 2018, Sarver began his second one-year term representing the 12th District on the Federal Advisory Council, meeting multiple times a year with the Board of Governors of the Federal Reserve System in Washington, D.C., to discuss economic and banking matters. Members of the FAC customarily serve three one-year terms.

THE PHILANTHROPIST

Sarver's philanthropic efforts focus not simply on worthy causes but also giving back to Arizona and its local communities, both through Phoenix Suns Charities and his and his wife's own personal contributions. In 2016, Sarver was presented with the Greater Phoenix Economic Council Distinguished Service Award for his economic and philanthropic leadership and contributions to the Phoenix area.

Under Sarver's leadership, Phoenix Suns Charities has granted more than \$20 million to Arizona non-profits. Phoenix Suns Charities focuses on enhancing the lives of Arizona children and families in need, specifically in the areas of education, healthcare and sports. Most notably, Sarver has spearheaded a successful program called "SunsCentral," through which the team's 'adoption' of a Phoenix high school has dramatically increased the graduation rate from 68 percent to 83 percent. To celebrate the Suns' 50th season in 2017-18, Sarver and the Phoenix Suns Charities Board of Directors completed a \$1 million project to renovate 50 basketball courts throughout Arizona.

Among his proudest accomplishments, Sarver helped to build the Sarver Heart Center at the University of Arizona in memory of his late father, who was among the first to undergo heart bypass surgery. The center is composed of more than 150 physicians and scientists and aims to prevent and cure cardiovascular diseases through the three pillars of research, education and patient care. Pioneering doctors at the center have spearheaded the development of the SynCardia temporary Total Artificial Heart, an award-winning project that became the world's first and only total artificial heart to win FDA approval as a bridge to human heart transplant in patients near death from heart failure.

Doctors and researchers at the center also developed a hands-only CPR method called Continuous Chest Compression CPR that more than doubles a person's chance of surviving cardiac arrest. This method was adopted by the American Heart Association and is now internationally recognized. In addition to a focus on resuscitation science, the center focuses on stroke research, heart disease in women, sudden cardiac death, minority-specific cardiovascular problems, and electrophysiology.

The Sarvers were also instrumental in helping to build the Children's Museum of Phoenix, located in downtown Phoenix. A \$1 million donation from the Penny and Robert Sarver Charitable Foundation aided in the completion of the 70,000-square-foot facility.

Sarver is on the board of directors for the Weil Foundation, established by Dr. Andrew Weil, an internationally recognized leader in integrative medicine.

THE PERSON

Sarver is a 1979 graduate of Sabino High School in Tucson and a 1982 graduate of the University of Arizona. Sarver earned his bachelor's degree in business administration and became a certified public accountant in 1983.

Sarver and wife, Penny, have three sons, Max, Jake and Zach. On their first date, Robert invited Penny to watch the NCAA Men's Basketball Tournament at his house. Sarver enjoys watching basketball and soccer at all levels alongside his family.

Sam Garvin

Vice Chairman



Sam Garvin, who launched his own mail-in rebate and consumer promotions company at age 25, is in his 15th season as vice chairman of the Suns after purchasing interest in the club in June 2004.

The self-made entrepreneur founded Scottsdale-based Continental Promotion Group in 1989 and its business grew to over \$1 billion in annual gross revenues and attracted over 500 blue-chip marketers worldwide. As chairman and chief executive officer from 1989-2005, he managed over 1,200 associates, and organized and executed consumer and trade promotions for Dell, Nestle, Henkel, Costco, BT (British Telecom), HP, Motorola, Disney and Eli Lilly on a global scale.

Garvin, who sold CPG in June 2005, took on additional responsibilities with the Suns shortly thereafter. A Suns fan since 1989, Garvin purchased single-game tickets in the upper bowl when the team played at Veterans Memorial Coliseum and has attended Suns games for the last 25 years. In July 2007, he was appointed an alternate NBA Governor to represent the organization.

Prior to CPG, Garvin served in the Ronald Reagan administration as a staff assistant on the Presidential Commission for the German-American Tri-Centennial. He then went to work for Heinz U.S.A. as a sales merchandiser where he learned the marketing of packaged goods from the ground up. In 1988, he graduated from Thunderbird, one of the top business schools in the country, with a masters of international management specializing in marketing. In 2003, he was awarded a doctor of international law degree, *honoris causa*, from Thunderbird.

In 1998, Garvin was recognized by the Phoenix Business Journal as one of Arizona's "Top 40 under 40" most influential business leaders. In 1999, he was recognized by then Arizona Governor Jane Hull with the "Governor's Spirit of Success" award. He was twice nominated for Ernst and Young's "Entrepreneur of the Year" award.

An acknowledged philanthropic leader he has served on many non-profit Boards including: Thunderbird (AGSIM), PCDS (Phoenix Country Day School) Max in Motion, Whispering Hope Ranch, Phoenix Suns Charities and many others.

Garvin's for-profit Board service includes Engaged Media, Direct Brands, Innovative Brands, Expert Negotiator, Intelladerm LLC and many others. He is the founder of Garvin Promotion Group, an international strategic promotion marketing firm headquartered in Scottsdale with operation in Canada and the European Union. GPG's current clients include Pirelli, Sumitomo USA, Henkel USA, Seagram's and over 100 others. Garvin is active in real estate and private equity investing through Garvin Holdings, LLC. He is also an owner of Real Mallorca, a Spanish football club.

Born and raised in Pittsburgh, Pennsylvania, Garvin completed his Bachelor of Arts degree with a dual major in political science and German studies at the University of Pittsburgh in three years. He resides in Paradise Valley with his wife, Rita, and three children.

Jason Rowley President & CEO



Jason Rowley is in his seventh season as the Suns' President, adding Chief Executive Officer to his title in 2017. This is his 12th season overall with the team. As President and CEO, Rowley is responsible for managing all business operations of the Suns and oversees the club's interests in the management of Talking Stick Resort Arena, the WNBA Phoenix Mercury, the NBA G League Northern Arizona Suns, the Legends Entertainment District, and affiliated entities. Rowley previously served as the team's Chief Operating Officer, as well as its Senior Vice President and General Counsel.

Rowley began his career in 2001 with the law firm of Snell & Wilmer in Phoenix, and while there he represented the Suns' current ownership group in their acquisition of the club in 2004. At Snell, his practice included private and public mergers and acquisitions, complex real estate transactions, securities regulation, entity formation, commercial contracts and general business law.

Rowley earned his bachelor's degree in 1994 from the University of Arizona. After graduation, Rowley joined the United States Navy, an experience he considers one of the proudest and most formative of his life. He worked as an intelligence analyst with the Commander 3rd Fleet Intelligence Division until his honorable discharge in 1998. He then returned to the University of Arizona to pursue his law degree, graduating in 2001.

Rowley is involved in a number of charitable and civic organizations. He serves on Greater Phoenix Leadership, the ASU Walter Cronkite School of Journalism Endowment Board, the Thunderbirds, the Board of Phoenix Suns Charities, and the Board of Downtown Phoenix Inc. He also served as the 2015 American Heart Association Phoenix Heart Walk Chairman, and was named the 2011 Phoenix Father of the Year by the Phoenix Father's Day Council.

**Jim Pitman****Executive Vice President, Finance and Administration**

Jim Pitman oversees all accounting, finance, forecasting and insurance aspects of the organization and is in his 20th season as executive vice president. The Suns' NBA finance chief also assists with salary cap and player contract management.

In addition, Pitman oversees all financial aspects of Talking Stick Resort Arena and the WNBA's Phoenix Mercury. Pitman serves as treasurer of Phoenix Suns Charities and is a board member of Special Olympics Arizona and the Valley of the Sun YMCA. He also serves on the

Finance Committee for the Valley of the Sun United Way.

Pitman was named general manager of the Phoenix Mercury in October 2013, and in his first season guided the team to their third WNBA championship in 2014 and a league record for most regular season wins as the club went 29-5. The Mercury have been contenders in each of Pitman's five seasons as general manager, advancing to the league semifinals each season from 2015 through 2018, in addition to winning the title in 2014. In Pitman's five seasons as general manager, the team has totaled 103 wins—the winningest five-year stretch in franchise history.

Coming to the Suns in 1992 as assistant controller, he moved up to corporate controller and vice president of finance before his most recent promotion. Prior to the Suns, he spent nearly five years in the audit division of the Phoenix office of Arthur Andersen with client responsibility in the professional sports, hospitality, and wholesale distribution industries.

A native of Rio, Ill., Pitman is a 1987 graduate of the University of Illinois where he earned a degree in accountancy.

Pitman and his wife Linda live in Phoenix. He has two children, Amy and Kyle, and lists basketball and golf as his favorite out-of-office activities.

**Dan Costello****Chief Revenue Officer/Senior Vice President, Business Innovation**

Dan Costello is in his 13th season with the Phoenix Suns. As Chief Revenue Officer and Senior Vice President of Business Innovation, Costello oversees all revenue generation departments including Ticket Sales and Service and Marketing Partnerships. Costello also oversees the organizations strategies involving innovation and Information Technology, as well as Suns Legacy Partners' interest in the Legends Entertainment District. Prior to becoming Chief Revenue Officer & Senior Vice President of Business Innovation, Costello was Chief Commercial Officer.

Costello began his career in television advertising with Cox Media, and while there he had successful years as a local account executive focusing on local business, national sales manager focusing on bringing national ad sales dollars to the state of Arizona, and national Hispanic sales manager.

Costello currently serves on the Phoenix Suns Charities Board of Directors, Great Hearts America Board of Directors, the Steward Health Care Board of Trustees and is a Honorary Commander at Luke Air Force Base. A graduate of the University of Nevada Las Vegas, he is married to Melissa (an attorney with Bryan Cave) and has two children, Logan and Dylan.

**Matt Wright****Chief Marketing Officer**

Matt Wright is in his 17th season with the Phoenix Suns organization in which he currently oversees Marketing, Digital, Creative, Content and Broadcast. During his tenure with the team, Wright has held executive leadership positions as Senior Vice President of Media, Senior Vice President of Marketing Partnerships and Senior Vice President of Strategy and Operations.

Prior to starting his career with the Suns during the 2002-03 season, Wright worked for both ESPN Radio and FOX Sports Arizona where his passion for sport and marketing led to success in sales. A graduate of Arizona State University, Wright interned for the Fiesta Bowl during College Football's 1999 inaugural BCS National Championship Game.

Originally, from Minnesota, Wright has spent a majority of his life in Arizona and currently resides with his wife, Carlissa, in Phoenix.



Melissa Goldenberg

Senior Vice President & General Counsel

Melissa Goldenberg oversees all legal aspects of the Phoenix Suns, the Phoenix Mercury and the Talking Stick Resort Arena and is in her fifth season as General Counsel.

Before joining the Suns, Goldenberg spent three years working as Corporate Counsel for Western Alliance Bancorporation, a publicly-traded bank holding company based in Phoenix. Prior to joining the corporate world, she spent almost 10 years in private practice handling complex finance, real estate and business transactions, as well as providing general representation related to business and commercial law.

Goldenberg serves on the Board of Directors for Phoenix Suns Charities. She has a dual degree in Political Science and Communication from the University of Illinois and a law degree from the Chicago-Kent College of Law.

Goldenberg and her husband, Jason, are the proud parents of two children and thoroughly enjoy cheering on the sidelines of their soccer games.



Maria Baier

Senior Vice President, Public Affairs

Maria Baier is in her fifth season as Senior Vice President of Public Affairs with the Phoenix Suns, joining the franchise after 13 years working in communications and public policy for Arizona's Governors and Attorney General. In addition, Baier served as the Commissioner of the Arizona State Land Department, where she oversaw the management of 9.5 million acres of real estate in order to add revenue to Arizona's \$4 billion trust that funds education and other vital public institutions.

Baier was also elected to, and served on, the Phoenix City Council and has been CEO of three non-profit organizations. She has had extensive experience in the private sector as well, including running her 41-year-old family business and consulting for a subsidiary of Pinnacle West. She serves on the board of The Arizona Sports and Tourism Board, which oversees the State Farm Stadium, and serves on the boards of several other civic and charitable organizations.

Baier earned a Bachelor of Arts from Arizona State University and a Juris Doctor from the University of Arizona. Her two daughters attend college in Arizona.



Carlissa Henry

Senior Vice President, Marketing Partnerships

Carlissa Henry is in her 15th season with the Phoenix Suns, serving as Senior Vice President of Marketing Partnerships. She leads the sales, research and activation team members in the generation and retention of marketing partners for the Phoenix Suns, Phoenix Mercury and Legends Entertainment District through the sale of TV/radio, signage, promotions, digital/social media, community relations, appearances and hospitality.

Henry excels in cultivating new corporate partner relationships that complement each brand's objectives and maximize return on investment/objective in conjunction with the veteran activation team. She assists in managing policy/training, research/strategy and overall operational areas of Marketing Partnerships. Prior to joining Marketing Partnerships in 2005, Henry's experience included positions in the ticket sales department of the Suns.

A graduate of the University of Tampa, Henry received a degree in business management and finished her college career with a paid internship at Enterprise Rent-A-Car, which was named by Business Week as the one of the top "50 Best Places to Launch a Career."

Born in Poughkeepsie, New York, Henry moved to Arizona in 2004 and resides in Phoenix with her husband, Matt.



Karen Rausch

Senior Vice President, People Experience

Karen Rausch is in her 25th season with the Phoenix Suns, overseeing Human Resources and Guest Experience for the Suns as well as for the Phoenix Mercury and Sports & Entertainment Services. In her position, she focuses on creating an exceptional experience for both employees and arena guests alike.

Rausch joined the organization one year after the Suns moved into Talking Stick Resort Arena and has been instrumental in the growth and organizational development of the team's business and arena operations. Under her leadership, the human resources team is responsible for employment branding, recruitment, benefits administration, training and development, employee relations and diversity and inclusion initiatives supporting approximately 1,000 employees across all entities.

Rausch began her career in human resource management with America West Airlines (American Airlines) where she spent five years managing airport and inflight employees.

She serves on advisory boards for the Valley of the Sun YMCA and the Boys & Girls Club of Greater Phoenix. In addition, she is a founding leader and Vice President of the Women in Sports and Events (WISE) chapter of Arizona.

A Phoenix native, Rausch is a graduate of Arizona State University and in 1997 was awarded the designation of Professional in Human Resources (PHR). She and her husband, Chris have two adult children, Harrison and Keaton. Her favorite out-of-office activities include traveling and taking cooking classes.



Casey Taggatz

Vice President, Communications & Content

Now in his third season as Vice President of Communications & Content, Taggatz enters his 13th season overall with the Suns, having started with the team as a game-night media relations assistant in 2005. In his role, Taggatz oversees all communications efforts for the Phoenix Suns and Mercury, as well as a Creative Content team designed to produce digital, social media and broadcast content in support of both teams, Talking Stick Resort Arena and Phoenix Suns Charities.

During his time with the club, Taggatz played an integral role in the Suns' season-long celebration of their 50th season in 2017-18, in addition to leading the Ring of Honor inductions of "The Voice of the Suns" Al McCoy (2017), two-time MVP Steve Nash (2015) and former Suns head coach, John MacLeod (2012), as well as major announcements including the most recent venue naming rights agreement, multiple Suns brand campaigns, and the Suns' purchase and relocation of the club's NBA G League affiliate, the Northern Arizona Suns. Taggatz's involvement in the Valley sports scene also includes work with the NFL during Super Bowl XLIX in Glendale, two years on the Fiesta Bowl Committee, and currently as a board member with Positive Coaching Alliance.

A 2004 graduate of the University of Wisconsin — La Crosse, Taggatz played four years of collegiate basketball for the Eagles. The Stevens Point, Wisconsin native and his wife, Rachel, reside in Phoenix.



Julie Fie

Vice President, Basketball Communications

Julie Fie, a senior member of the NBA's public relations community, serves as the club's primary liaison between the media and the team's players and management for all basketball communications. Fie and her staff are responsible for media interviews and requests and the dissemination of information locally, nationally and internationally. This includes news conferences, press releases, game night press accommodations and credentialing, the production of media guides, game notes, and statistics.

A former member of the NBA Public Relations Advisory Board, Fie joined the Suns in 1992. In 2007, she and her staff won the inaugural Professional Basketball Writers Association Media Relations Staff of the Year award (now known as the Brian McIntyre Award), and have been finalists for the honor on multiple occasions including each of the past four seasons. Fie, now in her 27th season with the Suns, was promoted to her current position in July 1998.

Fie has worked with some of the game's biggest personalities, including former NBA MVPs and Hall of Famers Charles Barkley, Steve Nash, Shaquille O'Neal, Bill Russell, Grant Hill, Jason Kidd, Mitch Richmond, Ralph Sampson, Jerry Colangelo and Rick Welts.

Originally joining the NBA with the Kansas City Kings as assistant public relations director, Fie was elevated to director the following season and remained with the club as the franchise relocated to Sacramento. She remained there until joining the Suns.

A communications graduate from Iowa State University, Fie spent two years as an undergraduate with the ISU sports information department. She is a native of Jefferson, Iowa.

Phoenix Suns Front Office Staff

Administrative/Executive Staff



Jacquie Alonzo
Exec. Asst. to the
Managing
Partner & GM



Hope Dimberg
Exec. Asst. to the
Vice Chairman,
President & CEO and
Sr. VP, Public Affairs



Nicole Iwinski
Administrative
Assistant



Ceola Coaston
Suns Receptionist



Jan Forshee
Suns Receptionist



Jay Shelley
Staff Assistant

Basketball Communications



Cole Mickelson
Sr. Manager, Basketball
Communications



DC Headley
Manager, Basketball
Communications



Palmer Black
Administrative Assistant
to VP of Basketball
Communications



Edward Kendralla
Sr. Director,
Business Intelligence
and Analytics




Alex Hardman
Manager,
Business Intelligence
and Innovation



Kelsey Pavesic
Sr. Analyst, Business
Intelligence

Business Analytics



Brandon Moyer
Business Intelligence
Manager, CRM



Alexandria Forbes
Sr. Business
Intelligence Analyst,
CRM



Melissa Koop
Business Intelligence
Analyst, CRM



Carlos Manzanillo
Director, Business
Communications



Sean Gale
Business
Communications
Coordinator



Mychael Ramirez
Business
Communications
Coordinator

Business Communications

Community Relations



Shaquin Albrow
Sr. Community
Relations Coordinator



Holly Mercier
Community Relations
Coordinator



Joshua Clark
Community Relations
Assistant



Mark Gretter
Program Director,
Jr. Suns/Jr. Mercury



Steven Hunter
Community
Ambassador



Jake Knapp
Sr. Manager, Creative
Content Operations

Creative Content



Nick Williams
Sr. Manager, Creative
Content Production



Kevin Bonham
Sr. Multimedia
Content Designer



Shawn Deloney
Sr. Creative Content
Producer



Isaac Easley
Creative Content
Producer



Chris Price
Creative Content
Producer



Robert Weinerth
Content Videographer/
Producer

Phoenix Suns Front Office Staff



Allison Harissis
Social Media Manager



Cody Cunningham
Social Media Specialist



Tana Hughes
Social Media Specialist

Creative Services



Chris Grasha
Creative Lead



Leo Freeman
Sr. Graphic Designer



Alecia Barrett
Sr. Graphic Designer



Alex Cohen
Graphic Designer



Meagan Curran
Jr. Graphic Designer



Alana Woods
Jr. Graphic Designer

Digital Services



Keith Detwiler
Director, Digital Growth,
Engagement & Strategy



Ryan Wolf
Digital Creative
Specialist &
Photo Editor



Johnny Soto
Digital Specialist



Arvind Navaratnasingham
Sr. Digital
Web Developer



Sam Harvey
Digital Web Developer



Guy Hudson
Email & Database
Coordinator



Vic Nunez
Email Marketing
Specialist



Dan Hilton
Digital Consultant

Finance



Aaron Jerz
Vice President,
Finance and Business
Intelligence/Analytics



Sheila Yammer
Sr. Director,
Payroll Services



Andrew Anthony
Controller



Christi Shurwin
Accounts Payable
Manager




Sandra Vega
Accounts Receivable
Manager



Anna Heffron
Payroll Accounting
Coordinator



Teri Galloway
Payroll Specialist



Will McFarland
Payroll Specialist



Jed Richmond
Accounting Manager,
Small Properties



Lisa Leung
Payroll Accounting
and Tax Analyst



Kerby Schmidt
Sr. Accountant



Elizabeth Maxwell
Staff Accountant



Jennifer Scott
Staff Accountant

Phoenix Suns Front Office Staff

Game Presentation



Cassidy Lien
Vice President,
Game Presentation



Brett Samet
Game Presentation
Sr. Manager



Jeraldine Salais
Game Presentation
Manager



Sumer Meyer
Entertainment
Sr. Manager



Gregory Ralbovsky
Game Production
Director



Steven Mitchell
Game Production
Manager

Personnel



Chris Mead
Game Presentation
Producer



Bob Woolf
Mascot Coordinator



Justin Bailey
Mascot Coordinator



Isabel Guerra
Entertainment
Coordinator



Yolanda Mendez
Human Resources
Manager



Jo-Marie Garber
Talent Acquisition
Manager

Human Resources



Jennifer Degasis
Sr. Human Resources
Coordinator



Jessarra Harrington
Human Resources
Assistant



Kami Testa
Guest Experience
Program Director

Information Technology




Steve Reese
Vice President and Chief
Information Officer



Paul Scott
Director, Information
Technology



Rick Garcia
Database Administrator



Aaron Prestwood
Business Systems
Analyst



James Armstrong
Network and Systems
Administrator



A.J. Grande
Network and Systems
Administrator



Michelle Cassata
Help Desk Manager/
Administrative Support



Kevin Pires
User Support
Technician



Joseph Salas
Desktop Support
Specialist

Legal



Pierrette Idoyaga
Paralegal

Marketing



Brooke Campbell
Vice President,
Marketing &
Brand Strategy



Blake Lewkowicz
Sr. Manager,
Marketing



Ryan Powers
Sr. Marketing
Coordinator



Gerry Mildenberger
Marketing Coordinator



Jaime Olabarria
Marketing Coordinator

Phoenix Suns Front Office Staff

Personnel

Marketing Partnerships



Doug Chisholm
Vice President
of Activation



Harvey Shank
Sr. Executive
Vice President



Mike Akers
Sr. Sales Manager



Ed Durkin
Account Executive



Sean Fullam
Account Executive



Courtney Parks
Sr. Marketing
Partnerships
& Events Lead



Benicia Thompson
Broadcast
Traffic Manager



Adnan Gumel
Business Coordinator



Drew Fuemmel
Operations &
Research Manager



Matt Sullivan
CRM & Sales
Coordinator



Alyssa Dooyema
Sr. Activation Manager



Stephanie Lovingood
Sr. Activation Manager



Nicole Strunks
Sr. Activation Manager



Kara Galloway
Activation Manager



Betsy Hechtner
Activation Manager




Taylor Popish
Activation Manager



Gabby Munoz
Activation Coordinator



Taryn Thalheimer
Promotions Manager



Nikki Gonzales
Activation Assistant



Marc Garcia
Activation Assistant



Trina Sims
Administrative
Assistant

Phoenix Suns Charities



Sarah Krahenbuhl
Executive Director,
Phoenix Suns Charities



Jennie Patel
Manager,
Phoenix Suns Charities



Maggie Cortez
Coordinator,
Phoenix Suns Charities

Sales and Service



Kyle Pottinger
Vice President, Ticket
Sales & Service



Courtney Giovannini
Sr. Sales & Marketing
Events Lead



Jamie Thomasian
Sr. Sales & Innovation
Coordinator



Melissa Fender
Sr. Premium Experience
Manager



Spencer Cherney
Manager, Business
Development



Marc Kulbersh
Manager, Premium
Experience & Strategy

Phoenix Suns Front Office Staff



Michael Pettit
Sr. Account Manager,
Premium Experience



Emily Dumas
Account Executive,
Premium Sales



Kgai Jones
Account Executive,
Premium Sales



Billy Lavelle
Account Executive,
Premium Sales



Bobby Phelps
Account Executive,
Premium Sales



Matt Salata
Director, Business
Development



Angel Almendares
Account Executive,
Membership Sales



Alberto Caballero
Account Executive,
Membership Sales



Greg Damschroder
Account Executive,
Membership Sales



Courtney Hayes
Account Executive,
Membership Sales



Duncan Jensen
Account Executive,
Membership Sales



Aaron Kelly
Account Executive,
Membership Sales



Kamal Logue
Account Executive,
Membership Sales



Ari Richman
Account Executive,
Membership Sales



Wesley Rouse
Account Executive,
Membership Sales



Eric Little
Sr. Director, Ticket
Sales, Service
& Operations



Chris Moran
Membership Experience
Team Lead



Lucy Grimm
Sr. Account Executive,
Membership Experience



Kayla Lawson
Account Executive,
Membership Experience



Scott McAllister
Account Executive,
Membership Experience



Anne Mueller
Account Executive,
Membership Experience



Jennifer Pearson
Account Executive,
Membership Experience



Cara Leis
Director of Group Sales



Brittany Boeke
Group Sales
Coordinator



Brianna Eason
Team Lead, Group Sales



Matt Audibert
Manager, Group Sales
and Youth Sports



Brock Brenneman
Account Executive,
Group Sales



Clay Cardenas
Account Executive,
Group Sales



Greg Hyman
Account Executive,
Group Sales



Marc Lopez
Account Executive,
Group Sales

Phoenix Suns Front Office Staff



Lynsay Saunders
Account Executive,
Group Sales



Connor Slabach
Account Executive,
Group Sales



Stuart Sokoloff
Account Executive,
Group Sales



Christopher Sutton
Account Executive,
Group Sales



Jessica Teesdale
Account Executive,
Group Sales



Jentry Mullins
Manager,
New Business Team



Blake Pallansch
Manager,
New Business Team



Jason Barth
Sales Consultant,
New Business Team



Andy Branin
Sales Consultant,
New Business Team



Logan Brown
Sales Consultant,
New Business Team



Will Evans
Sales Consultant,
New Business Team



Hallie Grinstead
Sales Consultant,
New Business Team



Brandon Kocmoud
Sales Consultant,
New Business Team



Dustin King
Sales Consultant,
New Business Team



Adrienne Markham
Sales Consultant,
New Business Team




Max Mazur
Sales Consultant,
New Business Team



Derek McMonagle
Sales Consultant,
New Business Team



Madeline Menzie
Sales Consultant,
New Business Team



Mitch Nagel
Sales Consultant,
New Business Team



Branden Otis
Sales Consultant,
New Business Team



Rohan Reddy
Sales Consultant,
New Business Team



Matt Reynolds
Sales Consultant,
New Business Team



Elijah Robertson
Sales Consultant,
New Business Team



Karli Sanford
Sales Consultant,
New Business Team

Phoenix Suns Front Office Staff



Ben Sitzberger
Sales Consultant,
New Business Team



Hudson Spedding
Sales Consultant,
New Business Team



Connor Sprague
Sales Consultant,
New Business Team



Savannah Stehman
Sales Consultant,
New Business Team



Adam Metzendorf
Manager, Arena
Sports Group



Steven Frey
Account Executive,
Arena Sports Group



Maisey Gillies
Account Executive,
Arena Sports Group



Donald Grady
Account Executive,
Arena Sports Group



Aaron Hall
Account Executive,
Arena Sports Group



JT Holloway
Account Executive,
Arena Sports Group



Jacob Roszman
Account Executive,
Arena Sports Group



Zach Wendel
Account Executive,
Arena Sports Group



Michael White
Account Executive,
Arena Sports Group

Broadcast Productions



Dan Siekmann
Vice President,
Broadcast Productions



Bob Adlhoch
Executive Producer



Alan Mickel
Chief Technical
Engineer



Marc Goldberg
Sr. Producer



David Hughes
Sr. Producer



Paden Wigness
Pre-Game Show
Producer



David Grapentine
Sr. Videographer



Tommy Arguelles
Sr. Editor



Ryan Bafaloukos
Production Assistant

Talking Stick Resort Arena Staff



Ralph Marchetta
General Manager, Sports
& Entertainment Services
& Sr. VP, Ticket Operations



Alvan Adams
Vice President,
Facility Management



Sarah Schock
Director, Event Booking
& Production



Gerri Sandy
Manager,
Administrative Services



Jerry Medina
Director, Engineering



Johnnie Crow
Lead Engineer



Ruth Stamp-Shepard
Facility Management
Coordinator



Ryan Cowan
Sr. Audio/Video
Technician



Rob Hart
Audio/Video Engineer



Anthony Lee
Sr. Manager,
Conversion Crew



Brian Polokoff
Director of Event
Operations



Megan Duffy
Event Manager



Marlo McKinley
Event Manager



Ashley Moore
Event Manager



Kevin Lynch
Events & Booking
Coordinator



Rene Gonzales
Manager, Facility Events



Nanette Bowles-Odell
Disability Services
Manager



Trent Dutry
Suite Services Manager



Marcus Williams
Director, Security



Jon Bloom
Safety Manager/
K-9 Handler



Paul Schonaerts
Security Manager



Francoise Chisholm
Safety & Security
Administrator



Woodie Browder
Director, Traffic
Support Services



JD Hanna
Assistant Director,
Traffic Support Services

TIME TORISE

Talking Stick Resort Arena Staff



Veronica Aguilera
Traffic Support
Coordinator



Drew Enos
Traffic Support
Operations Coordinator



David Case
Mail/Receiving
Department Manager



Jimmie Barr
Mail/Receiving
Technician



Alex Dangmuk
Mail/Receiving
Technician



Jesse Echavarria
Mail/Receiving
Technician

Team Photographers



Barry Gossage
NBA Photos
Team Photographer



Anthony Gonzales
NBA Photos
Assistant

Ticket Operations



Daren Mitch
Vice President,
Ticket Operations



Jason Sanchez
Assistant Director,
Ticket Operations



Jeff Marcussen
Assistant Director,
Suns Ticketing




Adam Somers
Assistant Director,
Sports Ticketing



Sean Stilwell
Assistant Director,
Arena Ticketing



Jason Chey
Sr. Ticket Manager



Kaitlyn Heber
Ticket Manager



Esther Wojtulewicz
Season Ticket
Account Manager




Bob Rodriguez
Ticket Office
Coordinator



Wende Barr
Assistant Ticket
Manager




Stephanie Ostos
Assistant Ticket
Manager



Daniel Serna
Assistant Ticket
Manager



Paulene Tullie
Ticket Office Accounting
Supervisor



Julieta Serna
Accounting Clerk,
Ticket Office

Personnel

The Gorilla

Position: C. G. O. (Chief Gorilla Officer)
Height: 5' Ape"
Weight: 350 (All muscle)
Years Pro: 38 (Gorilla years - 76)
High School: Hairy Truman
 (Mon-Key West, FL)
College: Fur-man University '80
Acquired: Signed as a flea agent in 1980



Affectionately nicknamed "Go" and towering at a whopping five-foot "ape," The Gorilla is the Phoenix Suns favorite primate. Most notably, fans are familiar with The Gorilla for his on the court antics where he raises the Phoenix Suns flag in the name of team-pride, performs notorious slam dunk routines and fires up the crowd.

From his early days in the Banana Republic to his education at Fur-man University, The Gorilla has always had a passion for basketball. Before his debut with the Phoenix Suns, The Gorilla delivered singing telegrams. However, in 1980 The Gorilla's fate changed when he stepped onto the court during a game and surprised unsuspecting players and fans. His antics became an instant hit and The Gorilla has been a member of the Phoenix Suns ever since.

These days, the king of the jungle now rules as the dean of NBA mascots after his 2005 induction into the Mascot Hall of Fame.

The Gorilla makes over 350 appearances a year with charities, schools, hospitals and local businesses. In addition to attending Phoenix Suns home games, Go has also become a world-traveler making appearances in Argentina, Australia, Canada, China, Denmark, Finland, France, Germany, Hong Kong, Italy, Mexico, the Netherlands, Norway, Singapore, Spain, Switzerland and the United Kingdom. He can also be found around the United States at various sporting events. When The Gorilla is not working he enjoys long walks on the court, high flying slam dunks and eating bananas.

Suns Dancers



Top Row:

Maren, Taylor Pr.,
 Jenna, Taylor Pe.,
 Jordyn S.

Third Row:

Tisa, Rachel,
 Bayley, Brenna

Second Row:

Jordynn R.,
 Kayla, Elan,
 Ashley, Olivia

Front Row:

Tori, Cassie,
 Kami, Brandi

Suns Broadcasting



Al McCoy

Arizona Sports Radio Play-by-Play

Al McCoy has been called the dean of NBA play-by-play announcers and is in his 47th memorable season as "The Voice of the Suns," nearly the length of the franchise's existence. At halftime of the game on March 3, 2017, McCoy earned the team's highest honor as he became the 15th person inducted into the Phoenix Suns Ring of Honor.

McCoy first hit the air during a preseason game on September 27, 1972, and has been synonymous with Suns basketball ever since. From "Shazam" to "Zing Go the Strings" to "Heartbreak Hotel," McCoy has cultivated an unparalleled style.

McCoy will forever be remembered for his call in the 1976 Suns-Celtics NBA Finals at Boston Garden when he had to fling an inebriated fan off his lap as he was describing "The Shot Heard 'Round The World" by Garfield Heard that sent the game into the third of three overtimes.

The 2018-19 season marks his 47th as he calls play-by-play action on Arizona Sports Radio and the Suns radio network. McCoy's tenure with the Suns is the longest consecutive run with one team among NBA broadcasters in league history. His many contributions to the sport were recognized when he received the 18th Annual Curt Gowdy Media Award from the Naismith Memorial Basketball Hall of Fame during Enshrinement Weekend in September 2007 in Springfield, Mass. The Suns honored him with the Al McCoy Media Center, dedicated in October 2007.

In 2018, the readers of Phoenix Magazine named McCoy the best play-by-play announcer in their annual "Best of the Valley" issue for the 20th consecutive year. He's the only broadcaster to win the award since it debuted in 1999. McCoy was honored with a Silver Circle Award from the Arizona chapter of the National Academy of Television Arts & Sciences and a Lifetime Achievement Award from the House of Broadcasting (a radio and television museum). He also became the first play-by-play announcer to be inducted into the Arizona Broadcasters Association Hall of Fame on Oct. 19, 2004.

McCoy's broadcasting career began in 1951 at KJFJ Radio in Webster City, Iowa when he was a freshman at Drake University. In 1958, he arrived in Arizona to do play-by-play for the Triple-A Phoenix Giants baseball club. He has also covered Phoenix Roadrunners hockey, Arizona State football and basketball and filled in as a backup for the Arizona Diamondbacks. McCoy added a call of the Phoenix Mercury to his distinguished resume, providing play-by-play on NBA TV for a playoff game on the Mercury's run to the 2014 WNBA title.

A native of Williams, Iowa, a tiny farming community, McCoy was a member of his high school basketball team and was influenced by legendary broadcasters Harry Caray, Bert Wilson and Jack Brickhouse. He received his degree in drama-speech from Drake University and performed graduate work at the University of Iowa. In 1994, McCoy received Drake's Alumni Achievement Award and in 2015, he was included in an interactive exhibit at the Iowa Hall of Pride.

He and his beloved wife Georgia, a Valley artist who passed away in 2012, have three sons: Mike, and twins Jay and Jerry. A culinary critic, he is the club's expert on gourmet restaurants around the league. McCoy is an accomplished jazz pianist.

**Tim Kempton****Arizona Sports Radio Color Analyst**

Tim Kempton, a former role player on the 1992-93 Suns team that won a franchise-record 62 games and advanced to the 1993 NBA Finals, will provide color analysis for Arizona Sports Radio for the 16th consecutive year alongside play-by-play announcer Al McCoy.

The University of Notre Dame graduate was selected in the sixth round of the 1986 NBA Draft by the Los Angeles Clippers and averaged 4.5 points and 2.8 rebounds in 280 career games in eight seasons with the Clippers, Charlotte Hornets, Denver Nuggets, Suns, Cleveland Cavaliers,

Atlanta Hawks, San Antonio Spurs and Toronto Raptors.

Kempton, who played his last season in the NBA in 1997-98, previously served as color analyst covering the Phoenix Mercury and Arizona State University's men's basketball. Kempton also remains active in youth sports.

He and wife, Suzanne, have three sons and one daughter: Timothy, Michael, Matthew and Catherine. Timothy had a distinguished basketball career at Lehigh University and now plays professionally in Spain, Michael plays basketball at Williams College in Massachusetts, Matthew is a tight end on the football team at Northern Arizona University and Catherine is a rising senior at Xavier Preparatory in Phoenix and has started a modeling career.

**Jon Bloom****Arizona Sports Radio Host**

Jon Bloom has been a voice of Arizona sports for the last 15 years and is in his 12th year as the Suns radio host and backup radio play-by-play announcer. He is frequently heard as a sports talk radio host on Arizona Sports 98.7 FM. In addition, Bloom is the first play-by-play broadcaster in Northern Arizona Suns history as he is in his third season as the voice of the Suns' NBA G League affiliate.

In addition to his work with the Suns, Bloom spent nine seasons as a radio host, public address announcer and play-by-play broadcaster for the Arizona Cardinals. Bloom has also been involved in golf broadcasting for 20 years including work for CBS Sports' coverage of The Masters and PGA Championship among other events.

Bloom graduated from the Newhouse School of Communications at Syracuse University with a bachelors in broadcast journalism in 1997 as the winner of the Bob Costas Award. He then started his career on the radio and television in Detroit and spent six years as an anchor, host and reporter for Sports Radio 1130 WDFN The Fan. While in Detroit, he also served as the radio play-by-play broadcaster for Oakland University athletics, helping establish the first ever internet-exclusive flagship network in Division I. Additionally, Bloom called football games for Wayne State University and co-hosted a syndicated radio & television show called Michigan Golf Live.

Bloom was born and raised on the Peninsula in the San Francisco Bay Area, but became a die-hard Suns fan at the age of 13. He currently lives in Phoenix with his wife and two daughters.

**Kevin Ray****FOX Sports Arizona Play-By-Play**

A Valley veteran broadcaster and a part of Phoenix Suns telecasts for the past 16 years, Kevin Ray is in his second season as the play-by-play announcer for Suns broadcasts on FOX Sports Arizona. Ray served as the Suns pre and postgame host then as the team's sideline reporter on FOX Sports Arizona before transitioning to his current role as television play-by-play announcer.

Ray has also served as the television play-by-play voice of the Phoenix Mercury and Arizona Rattlers. A versatile talent, he has covered multiple Super Bowls, NBA Finals, college football national championships and has worked nationally for Turner Sports as a sideline reporter for the NBA Playoffs and NBA Summer League. In addition, Ray is in his sixth season as the national radio play-by-play voice of the Dallas Cowboys and top 25 college basketball on Compass Media Networks.

A fixture of the Valley sports landscape, Ray began his local broadcasting career on KTAR-AM 620 where he served in several roles including producer, reporter, anchor, program director and sports director over a decorated 14 years at the station.

A graduate of Pittsburg State, Ray resides in the Phoenix area and has three children, Devon, Zachary and Alexandra.



Eddie Johnson

FOX Sports Arizona Color Analyst

A familiar face and voice to Phoenix Suns fans, Eddie Johnson is in his 19th season as a color analyst for the team's television broadcasts. He will share color analyst duties with Ann Meyers Drysdale.

In addition to working Suns games for FOX Sports Arizona, Johnson co-hosts "NBA Today" on SiriusXM NBA Radio along with Justin Termine. The national radio show breaks down the latest stories in the NBA on weekday afternoons.

Previously, Johnson served as the color analyst on the Phoenix Mercury television broadcasts for the first two seasons of the team in 1997 and 1998. He also provided analysis for ESPN Radio during the WNBA playoffs, including the Mercury's run to the WNBA Finals in 1998. Johnson was a guest analyst for NBA Showtime on NBC during the 2000 NBA Playoffs after serving as color analyst for Arizona State men's basketball broadcasts on Fox Sports Net during the 1999-2000 season.

Johnson has the distinction of being the NBA's all-time leading scorer among players with no All-Star appearances with 19,202 points, an average of 16.0 points per game. One of the NBA's best pure jump shooters, "E.J." shot 47.2 percent from the field and 84.0 percent from the foul line while playing for Kansas City/Sacramento, Phoenix, Seattle, Charlotte, Indiana, Denver and Houston.

Originally a second-round pick (No. 29 overall) by the Kansas City Kings in 1981, Johnson spent six years in the Kings organization before he was traded to Phoenix on June 21, 1987, for Ed Pinckney and a second-round pick. The University of Illinois graduate played three-plus seasons for the Suns from 1987-90. In the 1988-89 campaign he helped Phoenix improve to a 55-27 record from 28-54 the previous season and was named the NBA's Sixth Man of the Year.

The Chicago native has maintained a Phoenix residence since his Suns playing days. Johnson penned his first book, an athlete's guide to a successful career entitled "You Big Dummy," that was released in 2013. He and his wife, Joy, have a son, Justin, and daughter, Jade.



Ann Meyers Drysdale

FOX Sports Arizona Color Analyst

One of the true pioneers in women's basketball, Hall of Famer and award-winning broadcaster Ann Meyers Drysdale is in her seventh season with the Suns television broadcast team as an analyst on FOX Sports Arizona. In 2014, Phoenix Magazine named Meyers Drysdale the "Most Entertaining Commentator" in their annual "Best of the Valley" edition.

Meyers Drysdale, a Vice President of both the Phoenix Mercury and the Phoenix Suns, served five successful seasons as General Manager of the Mercury where she constructed the franchise's first two WNBA championship teams in 2007 and 2009, in addition to her role as Vice President for the team's 2014 title.

Enshrined in the Naismith Basketball Hall of Fame in Springfield, Mass. as a player in 1993, Meyers Drysdale's basketball career enters its fifth decade after becoming the first-high school player to make a United States National Team in 1974. Meyers Drysdale would become the first woman to receive a full athletic scholarship from UCLA, the first four-time Kodak All-American, male or female, and the first woman to be named in the school's athletics Hall of Fame. She led the Bruins to a basketball national championship in 1978 and a track national championship in 1975.

A 1976 silver medalist at the Olympics Games in Montreal, Meyers Drysdale remains the only female player ever to sign a free-agent contract with an NBA team after signing with the Indiana Pacers in 1979. After being released by the Pacers, she served as a color commentator for Pacers broadcasts and was the first woman to broadcast an NBA game. In 1999, Meyers Drysdale was inducted into the Women's Basketball Hall of Fame's inaugural class and in 2017, she was presented the Naismith Outstanding Contributor to Women's Basketball award by the Atlanta Tipoff Club.

Meyers Drysdale has established herself as an expert analyst on ESPN, NBC, ABC, FOX Sports, and CBS and has done commentary for men's and women's basketball, softball, tennis, volleyball, and baseball since 1979. Her illustrious broadcasting resume includes the 1984, 2000, 2004, 2008, 2012 and 2016 Summer Olympics. In 2006, she was honored with the United States Sports Academy's (USSA) Ronald Reagan Media Award. In 2012, the U.S. Basketball Writers Association renamed its Women's National Player of the Year Award, the Ann Meyers Drysdale National Player of the Year Award, in honor of her impact in the sport.

In 1986, Ann married former Los Angeles Dodgers Hall of Famer pitcher Don Drysdale. It was the first time that a married couple was members of their respective sports' Hall of Fame. The Southern California native and Drysdale, who passed away in 1993, have three children: sons Don, Jr. (D.J.) and Darren, and daughter Drew. Meyers Drysdale's brother, the late Dave Meyers, won two NCAA Championships playing for Coach John Wooden at UCLA and was the second overall pick of the 1975 NBA Draft by the Los Angeles Lakers before being traded to the Milwaukee Bucks, where he played five years, in the deal that brought Kareem Abdul-Jabbar to L.A.

**Lindsey Smith****FOX Sports Arizona Sideline Reporter/Digital & Content Host**

Lindsey Smith is in second season as sideline reporter for Suns games on FOX Sports Arizona, adding those duties to her role as digital and content host on the RISE Network on Suns.com and the team's social media channels. In addition to serving as the primary voice for digital content across the Suns' many channels, Smith makes special appearances on in-arena videos during home games at Talking Stick Resort Arena and regularly appears on the pre and postgame shows on FOX Sports Arizona.

Smith joined the Suns in 2016 after over five years of experience as a digital reporter, in-game host, sideline reporter and social media correspondent for a number of teams throughout the Valley sports scene, including the Arizona Cardinals, Arizona Coyotes and Arizona Rattlers. In 2012, Smith earned a bachelor's degree in Broadcast Journalism from the Walter Cronkite School of Journalism and Mass Communication at Arizona State University.

A native of Sierra Vista, Arizona, Smith now resides in Phoenix. In her free time, she enjoys traveling, being outdoors and spending time with family.

**Tom Leander****FOX Sports Arizona Studio Host**

Once a ballboy for the Phoenix Suns (1976-78), Tom Leander has been a fixture on the local sports broadcasting scene for over two decades. After filling a slew of different positions in the club's broadcast department, Leander resumes his role as host of the Suns' pregame, halftime and postgame shows on FOX Sports Arizona.

Beginning in 1993, Leander served as studio host/producer of the Suns Gametime and Suns Halftime Shows for KUTP 45; he held those same pregame and halftime responsibilities on Cox 9 broadcasts from 2000-03, and also hosted the franchise's weekly magazine show, Suns Jam Session, on KUTP 45 for one season (2002-03). After moving from the studio to the broadcast booth in 2003, Leander served nine seasons as a Suns' play-by-play television broadcaster. In 2016, Leander earned a Rocky Mountain Emmy Award in the Topical Documentary category for his work in producing "Sunderella Suns," a one-hour feature on the 1975-76 Suns team that reached the NBA Finals.

In addition to his studio work, Leander has television play-by-play experience that includes 11 seasons with the WNBA's Phoenix Mercury, nine seasons with the Arena Football League's Arizona Rattlers, two seasons with the Continental Indoor Soccer League's Arizona Sandsharks and six seasons of backup duties for Suns games on Cox 9. In 2009, he added play-by-play duties on FOX Sports Arizona for Arizona State University football to his resume, a role he held for three seasons.

Leander began his broadcasting career at his alma mater, Loyola Marymount University in Los Angeles, where he did three seasons of radio play-by-play for the school's men's basketball team. Leander's broadcast experience also includes stints as a sportscaster for KMST-TV in Monterey, Calif. (1986-88) and KOLD-TV in Tucson (1988-91) as well as KTSP-TV and KNXV-TV of Phoenix.

A graduate of Brophy College Preparatory in Phoenix, Leander and his wife, Sandy, have three children: Lauren, Keaton and Bryson.



Tom Chambers

FOX Sports Arizona Studio Host

A member of the Suns Ring of Honor, and one of the best players in the history of the franchise, Tom Chambers is in his 17th season as host of the Suns' pregame, halftime and postgame shows on FOX Sports Arizona. Since retiring from the NBA in 1997, Chambers has also spent time with the Suns' front office as a community relations representative.

Chambers played five seasons (1988-93) with the Suns, averaging 20.6 points. After signing with the club as the first unrestricted free agent in league history on July 8, 1988, he made three-straight All-Star appearances from 1989 to 1991. Chambers was a two-time All-NBA Second Team selection (1989, 1990) and he poured in an all-time franchise-record 2,201 points (27.2 average) during the 1989-90 campaign. On March 24, 1990, Chambers erupted for a then franchise-record 60 points in a win against Seattle, a mark that stood for 27 years.

In his 15-year career, Chambers made four All-Star appearances, and was named the MVP of the mid-season classic in 1987. Among the many memorable highlights of his standout career, Chambers' two-handed dunk over the Knicks' Mark Jackson in a 1989 game has been replayed countless times and is considered to be one of the best dunks in NBA history. Totaling 20,049 career points, Chambers holds the distinction of most points scored by a Hall of Fame eligible player not to be enshrined. He entered the Suns Ring of Honor on April 18, 1999.

Chambers was originally a first-round pick (eighth overall) of the San Diego Clippers in 1981. He played two years in San Diego, and was then acquired by Seattle in 1983 where he played five seasons. After his stint with the Suns, Chambers played two seasons with the Utah Jazz, and then played one full year in Israel. His last full season in the NBA was 1996-97 with Charlotte.

A native of Ogden, Utah, Chambers graduated from the University of Utah in 1981. He has seven children: Erika, Skyler, Megan, twins, Dakota and Colton, Tommy and Brock. Chambers is also a proud grandfather of eight grandchildren.




Arturo Ochoa

KSUN 1400 AM Spanish Radio Play-by-Play Announcer

Arturo Ochoa, a native of Cananea, Sonora, Mexico is in his 16th season overall, and 15th consecutive, calling Phoenix Suns home games on KSUN 1400 AM Spanish Radio.

The Northern Interamericana University graduate made his broadcasting debut for KSUN radio covering the Phoenix Suns in 2000-01. Additionally, he called professional sports as part of KSUN's Arizona Diamondbacks Spanish radio broadcasts from 2006-08. Ochoa remains host of the Punto Deportivo Sports Show on KSUN.

Ochoa makes his home in Phoenix.



Jorge Moreno

KSUN 1400 AM Spanish Radio Color Commentator

A radio personality in the Phoenix Spanish market since 2010, Jorge Moreno is in his fourth full season as color commentator with the Suns broadcast team on KSUN 1400 AM Spanish Radio after joining Arturo Ochoa full-time during the 2014-15 season.

A native of Cuauhtemoc, Chihuahua, Mexico, Moreno made the transition to sports in 2012, joining the Punto Deportivo Sports Show on KSUN. Moreno began filling in on a part-time basis broadcasting Suns games on KSUN in 2012 and also remains highly involved in events with the

Arizona Diamondbacks.

Sports are Moreno's passion and he enjoys free time with his family, traveling and learning about cultural arts.

Basketball Operations



James Jones

Vice President, Basketball Operations

James Jones is in his second season as vice president of basketball operations with the Phoenix Suns, currently handling general manager duties of managing basketball operations including oversight of coaches, players and staff. A three-time NBA Champion and 14-year NBA veteran as a player, Jones was one of the league's most respected players by his teammates and peers, serving as Secretary-Treasurer for the National Basketball Players Association prior to joining the Suns' front office.

Two of Jones' 14 NBA seasons were spent with the Suns and they were two of the most successful in franchise history as he was a member of the 2005-06 team that won 54 games and advanced to the Western Conference Finals, as well as the 2006-07 team that won 61 games and advanced to the Western Conference Semifinals. He contributed to two Pacific Division titles in his two seasons in Phoenix, averaging 7.8 points and 2.8 rebounds in 151 regular-season games with the team while shooting 38.2 percent from behind the arc.

In each of his final seven seasons as a player, Jones reached the NBA Finals to join his teammate for all seven LeBron James and six Boston Celtics Hall of Famers from the 1950s and 1960s as the only players in NBA history to do so in at least seven consecutive seasons. Nicknamed "Champ," he captured three NBA titles, winning rings with the Miami Heat in 2012 and 2013, and with the Cleveland Cavaliers in 2016.

Overall, the 2011 Three-Point Shootout winner at NBA All-Star averaged 5.2 points and 1.8 rebounds in 15.7 minutes while shooting 40.1 percent from three-point range in 709 career regular-season games over 14 seasons with five NBA teams. Jones never played for a team that finished below .500 and only once missed the playoffs as he appeared in 148 career playoff games. In addition to his two seasons with the Suns, Jones played two seasons with the Indiana Pacers (2003-05), one season with the Portland Trail Blazers (2007-08), six seasons with the Heat (2008-14) and three seasons with the Cavaliers (2014-17).

A native of Miami, Jones is a member of the University of Miami Sports Hall of Fame as he starred collegiately for the Hurricanes and graduated with a degree in finance before being selected by the Pacers with the 49th overall pick in the 2003 NBA Draft.

In 2009, Jones and his wife, Destiny, founded the James Jones Legacy Foundation with a mission to make a difference in the lives of children who do not have access to positive role models. He and Destiny have one son, James Dylan ("J.D."), and two daughters, Jadyynn and Jodie.



Trevor Bukstein

Assistant General Manager

Trevor Bukstein is in his sixth season as assistant general manager, a role in which he combines his impeccable knowledge in the interpretation and application of the league's Collective Bargaining Agreement, salary cap management and trade and contract negotiations with his proficiency as a talent evaluator. He is also currently responsible for general manager duties as the primary contact for player transactions.

Prior to becoming assistant general manager, Bukstein spent the previous three seasons as the Suns' director of basketball administration. Bukstein joined the Suns after six years as an athlete representation specialist at Williams and Connolly, LLP, where he assisted the sports law practice with its NBA, WNBA and MLB clients.

A Madison, Wisconsin native, Bukstein earned his law degree from the Georgetown University Law Center following his undergraduate work at the University of Michigan. Bukstein has three brothers, including a twin who is a professor at the University of Central Florida.



Mark West

Vice President, Alumni Relations

One of the most popular Suns on the court and in the community, Mark West has been a mainstay in the organization for 26 years, including eight seasons as a player, 16 in the front office, and two as an assistant coach. West is in his fourth season since returning to the front office, now serving as vice president of alumni relations. In this position, he represents the organization in its relationships with former Suns players.

West, who originally joined the Suns' executive staff as assistant general manager in 2001, also served as the team's vice president of player programs from 2006 to 2013 and vice president of player

continued...

Mark West... continued

relations from 2015 to 2018, responsible for player relations and development, business of basketball training, and community representation. For two seasons from 2013 to 2015, West was an assistant coach with the organization.

West's 17-year NBA career saw him play 543 games over eight seasons (1988-94, 1999-00) in a Phoenix uniform. Originally acquired along with Kevin Johnson from the Cleveland Cavaliers on Feb. 25, 1988, in one of the biggest trades in franchise history, West averaged 6.9 points and 6.0 rebounds in a Phoenix uniform and started all 106 games (82 regular season, 24 playoff) in the Suns' 1992-93 Western Conference Championship season. In addition to his tenure in Phoenix, he played for Dallas, Milwaukee, Cleveland, Detroit, Indiana and Atlanta.

West remains the Suns' all-time leader in field goal percentage (.613) and ranks sixth in the category in NBA history (.580) behind only DeAndre Jordan (.677), Artis Gilmore (.599), Suns center Tyson Chandler (.594), Dwight Howard (.585) and former Sun Shaquille O'Neal (.582). West led the NBA in shooting in 1989-90 when he shot 62.5 percent from the field.

A native of Petersburg, Va., he is a 1983 graduate of Old Dominion with a degree in business administration and owns a master's degree in business administration from the University of Phoenix. In 1988, he was inducted into the ODU Sports Hall of Fame.

Mark and his wife, Elaina, have two sons, Markus and Markyle.



Bubba Burrage

Director, Player Personnel

Bubba Burrage is in his fourth season as director of player personnel with the Phoenix Suns and eighth season overall. Burrage possesses 25 years of experience in the NBA, including four seasons as the Suns' head pro personnel scout before his promotion to his current position.

Burrage also spent three seasons as general manager of the Suns' NBA G League affiliate, now the Northern Arizona Suns. In his first season as general manager of the Suns' G League affiliate in 2014-15, Burrage helped build a Bakersfield Jam team that went 34-16 and advanced to the Western Conference Semifinals. In addition, the Jam had three players receive call-ups to the NBA and four players earn end-of-season honors. In 2015-16, the Jam went 22-28 and had two players earn call-ups to the NBA before helping the transition as the Phoenix's affiliate moved to Prescott Valley with the creation of the Northern Arizona Suns to play their inaugural season in 2016-17. In the NAZ Suns' inaugural season, the team posted a 22-28 record with two players earning NBA call-ups.

Prior to joining the Suns, Burrage spent 17 seasons with the Sacramento Kings in several positions, including five as an assistant coach. He also spent time as video coordinator and primary advance scout while with the Kings.

The Oxnard, Calif., native is a graduate of Cal Poly San Luis Obispo where he received a degree in journalism and public relations, and was a starting forward for the Mustangs basketball team. Burrage and his wife, Keilani, have been married for 20 years and have three children.



Jake Loos

Director, Basketball Analytics & Technology

Jake Loos is in his fifth season with the Phoenix Suns, third as director of basketball analytics and technology. In this role, he oversees all basketball analytics initiatives throughout Basketball Operations. Loos' role has expanded over the past year to include increased involvement in talent evaluation, strategic planning, and contract negotiations.

Prior to joining the Suns, Loos worked as a financial and statistical consultant in Chicago for four years. In order to tailor his professional background to his passion for basketball, Loos was accepted into the MIT Sloan School of Management where he managed the content team for the MIT Sloan Sports Analytics Conference during his second year. In the summer of 2013 between his first and second year at MIT Sloan, Loos worked as the Suns' first basketball analytics intern.

In addition to his MBA from MIT Sloan, the small town Wisconsin native is a graduate of Northwestern University where he received degrees in mathematics and economics. When not watching basketball, Loos never misses a Green Bay Packers or Northwestern football game and likes to take advantage of the vast selection of Phoenix-area golf courses, hikes and restaurants.



Basketball Operations

Ali Mitchell
Manager, Team
Operations & Player
Development



Ryan Resch
Basketball Strategy
Analyst




Yale Kim
Basketball Operations
Assistant



Basketball Analytics

Anthony So
Manager, Basketball
Analytics



Sergio Santamaria
Analyst, Basketball
Operations

Igor Kokoškov

Head Coach



A pioneer throughout his basketball career, Igor Kokoškov (kuh-KOSH-kov) continues to blaze a trail in his first season as the 19th head coach of the Phoenix Suns. Named to the position on May 2, 2018, he is the first head coach born and raised outside North America in NBA history which follows 18 seasons as an assistant coach in the league after becoming the first full-time, non-American assistant coach in NBA history in 2000. Kokoškov possesses a track record of success as an NBA assistant and national team head coach, including NBA Finals and FIBA EuroBasket titles, with teams that have had a player development focus and creative style of play on both ends of the floor.

Kokoškov, 46, returns to Phoenix where he was an assistant coach from 2008-2013 and was on the bench for the team's run to the 2010 Western Conference Finals. Most recently, he spent three seasons as an assistant coach with the Jazz (2015-2018), serving as the lead assistant for his final two seasons and helping Utah reach the Western Conference Semifinals in each. In addition to his time as an assistant with the Suns and the Jazz, he has worked as an assistant coach with the Los Angeles Clippers (2000-2003), Detroit Pistons (2003-2008), Cleveland Cavaliers (2013-14) and Orlando Magic (2015). He has been on the coaching staff of seven teams to reach the Conference Finals, two teams to reach the NBA Finals and won an NBA title as an assistant coach with the Pistons in 2004 on the staff of Hall of Famer Larry Brown, becoming the first non-American assistant coach to be an NBA Champion. In 2006, Kokoškov became the first non-American assistant to serve on an NBA All-Star Game coaching staff as a member of Flip Saunders' Detroit bench.

A native of Belgrade, Serbia, Kokoškov owns extensive coaching experience in international competition, most notably serving as head coach of the Slovenian national team from 2016-2017 where he guided the team to a gold-medal finish at FIBA EuroBasket 2017. He led Slovenia on a 9-0 run through the tournament, culminating in a 93-85 victory over Serbia in the EuroBasket 2017 Final to give Slovenia its first-ever European Championship and first-ever medal at any international competition. In addition to his time with Slovenia, he was head coach of the Georgian national team from 2008-2015, qualifying for EuroBasket three times, something the nation had never done previously. In 2011, his work with the national team earned him the Order of Honor from the Georgian president, one of Georgia's highest state awards. Kokoškov was also an assistant coach with the Serbian national team at the 2004 Athens Olympics and 2005 FIBA EuroBasket under renowned European coach Željko Obradović.

During the 1999-00 season, Kokoškov earned the distinction of being the first European coach to hold a full-time assistant position with an NCAA Division I basketball program when he worked at the University of Missouri under head coach Quin Snyder, whose staff Kokoškov would later be a member of with the Jazz, and alongside associate head coach John Hammond, now the general manager of the Orlando Magic. Kokoškov and Snyder met while Snyder was an assistant coach at Duke University and Kokoškov was on a tour of American schools; when Snyder became Missouri's head coach, Kokoškov was one of his first hires.

Prior to his move to the United States, Kokoškov instructed the former Yugoslavia's top amateur and professional players for eight years, including a stint as an assistant coach for the nation's junior national team. A promising player as a teenager, a serious car accident and its resulting injuries ruined his aspirations of playing professionally. However, his passion for the game empowered him to overcome this setback and begin charting his path that led to him becoming the first head coach born and raised outside North America in NBA history. Kokoškov has participated in the NBA's Basketball Without Borders program and administered other clinics throughout Africa and Europe, and is regularly a guest speaker at several international coaching clinics throughout Europe.

On June 18, 2010, while an assistant coach in Phoenix, Kokoškov became a U.S. citizen in a special ceremony on the Suns' court at Talking Stick Resort Arena. He and his wife, Patricia, were married in the summer of 2009 and the couple has two children: a son, Luka, and daughter, Elina-Grace. Kokoškov and his family have maintained a residence in the Valley since his first tenure with the Suns.

Coaching Staff



Joe Prunty

Assistant Coach

Joe Prunty is in his first season as an assistant coach with the Suns, bringing 22 years of experience in the NBA to Phoenix. He joined the Suns after most recently working as interim head coach of the Milwaukee Bucks where he went 21-16 over the final 37 games of the 2017-18 season before pushing the Boston Celtics to seven games in the first round of the playoffs. Prunty began 2017-18 as an assistant coach, his fourth season with Milwaukee which also included 17 games (8-9) as interim head coach in 2015-16.

Prior to his time with the Bucks, Prunty served as an assistant coach with the Brooklyn Nets (2013-14), Cleveland Cavaliers (2010-2013), Portland Trail Blazers (2008-2010), Dallas Mavericks (2005-2008) and San Antonio Spurs (2000-2005). He began his NBA career as assistant video coordinator with San Antonio in 1996 and held multiple positions with the Spurs over the next nine years. Prunty's teams have qualified for the playoffs 17 times in his 22 NBA seasons and he has won three NBA Championships (1999, 2003, 2005) on the staff of the Spurs, in addition to advancing to the NBA Finals with the Mavericks in 2006. In 2005, Prunty and Suns Head Coach Igor Kokoškov were on opposite benches in the NBA Finals when Kokoškov was on the Detroit Pistons' coaching staff.

Prunty spent five summers as head coach of Great Britain's national team from 2013-2017, qualifying for EuroBasket in 2013 and 2017.

Before his start in the NBA, Prunty coached on the high school and collegiate levels for four years. He began coaching in 1992 at the University of San Diego High School and later at St. Augustine High School. While at USDHS, he coached former NBA player and current Los Angeles Lakers head coach Luke Walton and former Chicago Cubs pitcher Mark Prior.

The Sunnyvale, California, native played collegiately at De Anza College and is a graduate of Cal Poly San Luis Obispo. He and his wife, Laura, were married in 2002 and have a son, Luke, and daughter, Emma.



Corliss Williamson

Assistant Coach

Corliss Williamson is in his first season as an assistant coach with the Phoenix Suns. He brings to Phoenix five years of experience as an NBA assistant coach and 12 years as an NBA player, in addition to six years coaching on the collegiate level.

Most recently before joining the Suns, Williamson spent two seasons as an assistant coach with the Orlando Magic (2016-2018) which followed three seasons as an assistant with the Sacramento Kings (2013-2016). Before joining the NBA coaching ranks, Williamson was head coach at the University of Central Arkansas for three seasons from 2010-2013. His coaching career began with three years at

Arkansas Baptist College, the first two as an assistant before serving as head coach for the 2009-10 season.

A 12-year NBA veteran as a player, "Big Nasty" averaged 11.1 points on 49.0 percent shooting plus 3.9 rebounds in 822 career games with Sacramento (1995-2000; 2005-2007), the Toronto Raptors (2000-01), Detroit Pistons (2001-2004) and Philadelphia 76ers (2004-05). In 2003-04, Suns Head Coach Igor Kokoškov was an assistant coach on Hall of Famer Larry Brown's coaching staff in Detroit while Williamson averaged 9.5 points on 50.5 percent shooting to help the Pistons win the 2004 NBA Championship. Over the 12 seasons that comprised Williamson's career, no NBA player totaled more points when coming off the bench and he won the NBA's Sixth Man of the Year Award with the Pistons in 2001-02.

Prior to being selected with the 13th overall pick by the Kings in 1995, Williamson had a legendary three-year career at the University of Arkansas, who have since retired his No. 34. The Most Outstanding Player of the 1994 Final Four after leading the Razorbacks to their only NCAA basketball title, Williamson also led Arkansas to an NCAA tournament runner-up finish in 1995 and was a three-time First Team All-SEC selection and two-time SEC Player of the Year.

A native of Russellville, Arkansas, Williamson was the 1992 Gatorade National Boys Basketball Player of the Year as a senior at Russellville High School.

Williamson and his wife, Michelle, have three sons, Chasen, Creed and Corliss Jr.



Jamelle McMillan

Assistant Coach

Jamelle McMillan is in his first season as an assistant coach with the Phoenix Suns. The 29-year-old former Arizona State Sun Devil is one of the NBA's youngest assistant coaches.

He joined the Suns following six seasons with the New Orleans Pelicans (2012-2018), serving as an assistant coach in his final two seasons with the Pelicans. McMillan began with the Pelicans (then the Hornets) as a coaching intern in 2012 before working as a player development coach with the team for three seasons from 2013-2016. While a member of Alvin Gentry's coaching staff, McMillan served as the Pelicans' head coach at NBA Summer League 2017 in Las Vegas.

A graduate of ASU, McMillan played four seasons for the Sun Devils from 2007-2011 and his 80 wins remain tied for the most by any four-year player in program history. A floor leader all four years and member of Arizona State's 2009 NCAA tournament team, he averaged 5.1 points and 2.6 assists for his career, including bests of 7.2 points and 3.9 assists as a senior captain in 2010-11 when his 2.68 assist-to-turnover ratio led the Pac-10. Following his time at ASU where he received a degree in communications, McMillan spent one season at Drake University (2011-12) as director of basketball operations before moving to New Orleans in 2012.

Born and raised in Seattle, McMillan is the son of current Indiana Pacers head coach and former Seattle SuperSonics point guard Nate McMillan. In 2008, the younger McMillan spent 16 days in China with his father, who was serving as an assistant coach for the 2008 U.S. Men's Olympic Team that went 8-0 to win gold in Beijing.



Jason Staudt

Assistant Coach

Jason Staudt is in his first season as an assistant coach with the Phoenix Suns. He brings nearly 20 years of experience in various positions with five different NBA teams.

Staudt joined the Suns after most recently spending the 2017-18 season as the Orlando Magic's pro personnel scout. Prior to his most recent tenure with the Magic, Staudt served as advance scout for the Portland Trail Blazers (2016-17) and Houston Rockets (2012-2016). He spent seven seasons as video coordinator for the Milwaukee Bucks from 2005-2012, which followed a brief stretch as an advance scout for Cleveland. Staudt began his NBA career as an intern with the Magic in 2001, elevating to video coordinator and advance scout in three seasons during his first tenure with Orlando before spending one season as an assistant coach with the Idaho Stampede (2004-05), then of the CBA.

In addition to his NBA experience, Staudt served as an assistant coach on Suns Head Coach Igor Kokoškov's staff with Georgia's national team from 2008-2015. With Staudt working alongside Kokoškov on the Georgian bench, the nation qualified for EuroBasket three times, something Georgia had never accomplished previously.

A native of Lamesa, Texas, Staudt is a graduate of Texas Tech University. While at Texas Tech he was a manager for the basketball team and was part of the 1995-96 Red Raiders squad that went a school record 30-2 and advanced to the Sweet 16 of the NCAA tournament.

Staudt's wife, Katy, is an executive recruiter in the sports industry.



Cody Toppert

Director, Player Development

Cody Toppert is in his first season as director of player development for the Phoenix Suns and second season with the Suns organization after spending the 2017-18 season as head coach of the team's G-League affiliate, the Northern Arizona Suns. Under Toppert, the NAZ Suns led the G-League with five GATORADE Call-Ups to the NBA, in addition to leading the league in three-pointers made, ranking second in scoring and winning a team-record 23 games.

Prior to becoming NAZ's head coach, Toppert spent two seasons as an assistant coach with the Houston Rockets G-League affiliate, the Rio Grande Valley Vipers (2015-2017). While with RGV the team won a G-League best 67 games, on its way to the 2017 Western Conference Championship, as the team led the league in scoring and field goal percentage with Toppert at the head of the offense. Toppert also aided the Rockets in player development and on scouting projects, while serving as an assistant coach for the Rockets at the 2015 and 2016 NBA Summer League in Las Vegas.

Prior to joining the Rockets organization, Toppert worked closely with prospects preparing for the NBA Draft. Eighteen of these players were drafted, highlighted by Suns guard Devin Booker, as well as Boston's Terry Rozier.

A native of Albuquerque, Toppert played collegiately at Cornell University where he left in 2005 ranked sixth on the Big Red's all-time scoring list and first in three-pointers made. After playing one season in the NBA D-League and helping his hometown Albuquerque Thunderbirds win the 2006 NBA D-League Championship, Toppert spent seven years playing internationally with clubs in New Zealand, Portugal, Germany, Italy and Spain.

Toppert is married to his wife of nine years, the former Brittany Cooper, an Arizona State University soccer standout from 2002-2005 who went on to play professionally throughout Europe. The couple have two daughters, Kinsley age 3 and Riley age 1.



Devin Smith

Player Development Coach


Devin Smith is in his first season as a player development coach for the Phoenix Suns, joining the coaching ranks following a decorated playing career overseas.

As a player, Smith spent his final six seasons with Israel's Maccabi Tel Aviv where he played a key role in the club's 2014 EuroLeague Championship. An All-EuroLeague Second Team selection in 2014-15, he helped Maccabi to two Israeli League titles, six Israeli Cups and the 2012 Adriatic League crown, in addition to the 2014 EuroLeague title. Smith retired in 2017, leaving Maccabi ranked ninth in club history in scoring in European competitions with 1,539 points, and he was inducted into Maccabi's Hall of Fame in 2018. Smith was a teammate of Suns forward Dragan Bender with Maccabi for the 2015-16 season.

After not being selected in the 2005 NBA Draft, Smith began his professional career with San Sebastián Gipuzkoa in Spain (2005-2007), and then played with Scandone Avellino in Italy (2007-08), Fenerbahçe Istanbul in Turkey (2008-09), Panellinios Athens in Greece (2009-10) and Benetton Treviso in Italy (2010-11) before signing with Maccabi Tel Aviv in 2011. He was named to the 2009-10 All-EuroCup First Team after leading Panellinios to the semifinals and repeated as an All-EuroCup First Team selection with Benetton in 2010-11. In 2008, he helped Avellino capture the Italian Cup.

A native of New Castle, Delaware, Smith began his collegiate playing career at Coffeyville Community College before transferring to the University of Virginia where he played three seasons.

Smith and his wife, Danielle, have three daughters Sidney, Sloane and Parker.



Lourawls Nairn Jr.

Player Development Coach

Lourawls Nairn Jr., nicknamed "Tum Tum," is in his first season as a player development coach for the Phoenix Suns. Nairn joined the Suns following a four-year playing career at Michigan State University where he displayed such rare leadership qualities that he spent three seasons as a Spartan captain.

At Michigan State, Nairn appeared in 137 games over four seasons from 2014-2018, starting 66 while averaging 2.5 points and 3.0 assists in 19.5 minutes. He was a member of the Spartans' 2015 Final Four team, in addition to winning a Big Ten Conference Tournament title in 2016 and a Big Ten regular season title in 2018. A selfless leader and great ambassador for Michigan State athletics, Nairn was praised by his head coach, Hall of Famer Tom Izzo, as "maybe the greatest teammate ever."

In the summer of 2018, Nairn represented his home country by playing for the Bahamas national team in San Juan, Puerto Rico at the Americas Qualifiers for FIBA Basketball World Cup 2019. On the Bahamian national team, he joined Sacramento Kings guard Buddy Hield, a close friend and former high school teammate at Sunrise Christian Academy in Wichita, Kansas.

A native of Nassau, Bahamas, Nairn moved to the United States from the Bahamas at age 13. Given his father's name, Lourawls Nairn Sr. was named for rhythm and blues singer Lou Rawls. The younger Nairn's nickname, "Tum Tum," comes from a character in the 1992 movie "3 Ninjas."



Aaron Nelson

Senior VP, Athlete Health and Performance/Head Athletic Trainer

Among the most well-regarded head athletic trainers in all of professional sports, Aaron Nelson serves as the Suns' Senior Vice President of Athlete Health and Performance in his 19th season as the Suns' head athletic trainer, only the second in team history. Nelson, who was the second-youngest head athletic trainer in the NBA when he was promoted, was originally hired as the Suns' assistant athletic trainer in 1993. He and his staff have built the Suns into an industry-leader with a reputation for prolonging the careers of some of the game's best.


Included in his role are the prevention, treatment and rehabilitation of injuries, athlete performance enhancement and recovery, and assisting in the travel operation of the team.

Nelson, who was named the Joe O'Toole NBA Athletic Trainer of the Year by the National Basketball Athletic Trainers Association for 2009, is certified and licensed as an athletic trainer, performance enhancement specialist (PES) and corrective exercise specialist (CES). He is a member of the National Athletic Trainers Association (NATA), Arizona Athletic Trainers Association (AZATA) and National Basketball Athletic Trainers Association (NBATA). In the Spring of 2010, Nelson was appointed by Arizona's Governor Jan Brewer to serve on the Arizona Board of Athletic Training, where he served as chairman before completing his five-year term on the board in 2015. Currently, he is a member of the SMAC (Sports Medicine Advisory Committee) for the AIA (Arizona Interscholastic Association). Nelson served as the athletic trainer for the USA Basketball Men's Select Team that helped prepare the 2007 USA Senior National Team for the FIBA Americas Championship in Las Vegas.

Following graduation from Iowa State University in December 1992, Nelson spent the spring 1993 semester as a graduate assistant at Arizona State University. While an undergraduate, he was a student athletic trainer for four years under NATA Hall of Famer Frank Randall. He earned a Bachelor of Science degree in Physical Education with an emphasis on Athletic Training and a minor in Health. Nelson, who is a member of the Advisory Board for Fusionetics, received his Master of Science degree in Exercise Science from California University at Pennsylvania.

In the summer of 2004, Nelson completed a two-week volunteer internship with the United States Olympic Committee (USOC) in the sports medicine department at the Olympic training facility in Chula Vista, Calif.

The Manning, Iowa native is the brother-in-law of former Suns player and head coach Jeff Hornacek. He and wife Jessica have two sons, Andrew and Logan, and a daughter, Emma.


**Daniel Bove****Director, Performance**

Daniel Bove is in his first season as director of performance with the Phoenix Suns. In his role, Bove oversees the physical preparation, athlete recovery, and sports science initiatives.

Bove comes to the Suns following two seasons with the Atlanta Hawks as the team's sports scientist/assistant strength and conditioning coach. Prior to joining the Hawks, Bove was a graduate assistant and performance laboratory supervisor at the University of South Florida from 2014-2016. He has also worked as head weightlifting coach at Horsepower Athletics in Tampa, Florida, and as a coach at Liberty Barbell in Philadelphia, Pennsylvania.

A graduate of Pennsylvania State University with a Bachelor's in kinesiology, Bove also holds a Master's in exercise science from South Florida. He is a certified strength and conditioning specialist (CSCS) and corrective exercise specialist (CES).

The Philadelphia, Pennsylvania native resides in Phoenix with his wife, Krista, son, Tanner, and Labrador retriever, Stella.

**Brady Howe****Head Strength & Conditioning Coach/Assistant Athletic Trainer**

Brady Howe is in his first season with the Phoenix Suns, serving as head strength and conditioning coach and assistant athletic trainer. In his new role, Howe's responsibilities include designing and implementing each player's individually tailored workout program. Other responsibilities include overseeing the team's strength/conditioning training and nutritional programs.

Howe joins the Suns following one season as assistant athletic trainer with the Atlanta Hawks. Prior to joining Atlanta, Howe spent three seasons with the G League affiliate of the Utah Jazz, serving as director of athletic performance for the Salt Lake City Stars in 2016-17 and head athletic trainer/strength and conditioning coach for the Idaho Stampede from 2014-2016. He also has experience as the athletic trainer for the NBA D-League Select Team at NBA Summer League, as well as with the D-League's Utah Flash and Weber State University.

A graduate of Weber State with a Bachelor's in athletic training, Howe also holds a Master's in sports conditioning and performance from Southern Utah University. He is a certified strength and conditioning specialist (CSCS), certified athletic trainer (ATC), corrective exercise specialist (CES) and performance enhancement specialist (PES). Howe is currently working on his Doctorate degree in Athletic Training from AT Stillwater University.


The Ogden, Utah native resides in Chandler with his wife, Emily, and daughter, Maci.

**Tom Maystadt****Assistant Athletic Trainer /Rehabilitation Coordinator**

Tom Maystadt is in his 10th year as part of the Suns' highly regarded training staff where he serves as assistant athletic trainer and rehabilitation coordinator. In his role, Maystadt helps oversee the day-to-day function of the training room, does daily table work with the players, manages staff and player orthotics, arranges player massages with massage therapist, does inventory and ordering of training room supplies and coordinates necessary rehabilitation at home and when on the road.

Maystadt, who joined the Suns full-time in the 2009-10 season, is a certified athletic trainer (ATC), and a member of the National Athletic Trainers Association (NATA). He also is a corrective exercise specialist (CES) and performance enhancement specialist (PES) from the National Academy of Sports Medicine (NASM). He received his Bachelor of Science degree from Iowa State University in 1992 and received a Master of Science degree in exercise science and health promotion, with concentration in rehabilitation sciences from California University of Pennsylvania.

The Carroll, Iowa native and his wife, Jennifer Tiefenthaler Maystadt, are both graduates of Carroll Kuemper High School and reside in Chandler with their daughters, Grace age 17 and Lily age 13.

**Stanford Williams****Assistant Athletic Trainer/Assistant Strength & Conditioning Coach**

Stanford Williams is in his second season as a member of the Suns' renowned athletic training staff, serving as an assistant athletic trainer and assistant strength and conditioning coach. In his role, Williams assists in treatment and rehabilitation of injuries and strength and conditioning workouts, as well as movement efficiency screening for injury prevention.

Williams studied at Indiana University, where he received awards such as the Frank Family Scholarship for Sports Medicine and the NATA Hall of Famer Walter "Kip" Smith Commitment to Excellence Award. He received his Bachelor of Science degree in athletic training with a minor in exercise science in 2017. While in Bloomington, he worked as an athletic training student with the field hockey, volleyball and women's tennis teams, in addition to the men's and women's basketball teams.

In the summer of 2018, he served as athletic trainer at the NBA Africa Game 2018 in Pretoria, South Africa.

Williams is a certified athletic trainer (ATC), a member of the National Athletic Trainers' Association (NATA), Arizona Athletic Trainers' Association (AzATA), and National Basketball Athletic Trainers' Association (NBATA). He is a corrective exercise specialist (CES) and performance enhancement specialist (PES) from the National Academy of Sports Medicine (NASM).

The Cincinnati, Ohio native resides in Phoenix.



Geoffrey Staton

Assistant Athletic Trainer

Geoffrey Staton is in his first season with the Phoenix Suns as assistant athletic trainer. In his role, Staton assists with daily athletic training room treatments, movement and injury prevention screening assessments, corrective exercises, injury maintenance programs, and post-practice and game recovery.

Staton comes to the Suns after most recently serving as the senior associate athletic trainer for the men's basketball program at the University of South Florida. With over a decade of athletic training experience, Staton has provided healthcare for various nationally-ranked sports teams at the University of North Carolina (2014-2017), High Point University (2010-2014) and the University of Kentucky (2008-2010). In 2017, Staton was named athletic trainer for USA Basketball's U19 National Team coached by Kentucky's John Calipari that won bronze at the 2017 FIBA U19 World Cup in Cairo, Egypt. Staton also has previous exposure to the NBA having served as an athletic training intern with the Charlotte Bobcats in the summer of 2007.

A 2007 graduate of the University of North Carolina at Chapel Hill with a Bachelor's in exercise and sport science with concentration in athletic training, Staton also holds a Master's degree in athletic training from the University of Kentucky. Staton is a certified athletic trainer (ATC), and also a member of the National Athletic Trainers' Association (NATA), the Arizona Athletic Trainers' Association (AZATA) and the National Basketball Athletic Trainers Association (NBATA).

A native of Greensboro, North Carolina, Staton resides in Phoenix.



Devin Skinner

Assistant Athletic Trainer

Devin Skinner is in his first season with the Phoenix Suns as assistant athletic trainer. In his role, Skinner assists Head Athletic Trainer Aaron Nelson in daily training room treatments and maintenance including daily manual therapy treatments, post practice and game recovery for players and Fusionetics movement efficiency testing, as well as traveling with roster players for G-League assignments and rehab.

Skinner comes to the Suns after serving as a performance healthcare athletic trainer for Baylor Scott & White Medical Center, working out of the Sports Performance Center at The Star in Frisco, Texas. He had previously been an assistant athletic trainer at Allegheny College, head athletic trainer at Clarion Area High School and graduate assistant athletic trainer at Clarion University. Since 2014, Skinner has worked as a consulting performance healthcare practitioner for Fusionetics, implementing movement analysis through the Fusionetics Performance Health System to MLB and NFL athletes.


A graduate of Slippery Rock University with a Bachelor's in athletic training, Skinner also holds a Master's in rehabilitation sciences from California University of Pennsylvania. He is a certified athletic trainer (ATC), corrective exercise specialist (CES) and performance enhancement specialist (PES).

Skinner is the son of Mike and Cathy Skinner and is the youngest of three siblings. The Blacksburg, Virginia native currently resides in Scottsdale with his dog, Merlin.

Team Physicians



Dr. Tom Carter
Head Team Physician
(Orthopedist)



Dr. Tom Fiel
Team Physician
(Internal Medicine)

Video Coordinators



Alex Zampier
Head Video Coordinator



Jim McDonnell
Assistant Video Coordinator



Brandon Rosenthal
Assistant Video Coordinator



Akeem Williams
Assistant Video Coordinator

Equipment Staff



Jay Gaspar
Equipment Manager



Denise Romero
Assistant Equipment Manager


Scouting



John Shumate
Scout



Ronnie Price
Scout



Jason Herve
Advance Scout



Kevin Anstett
International Scout



CATCH EVERY
GAME



AL MCCOY | HALL OF FAME BROADCASTER

TIME
TO **RISE**



PLAYERS

2018-19 Roster

Players

No.	Player	Pos.	Ht.	Wt.	Birthdate	Prior to NBA/Home Country	Yrs Played
15	Ryan Anderson	F	6-10	240	05/06/88	California/USA	10
3	Trevor Ariza	F	6-8	215	06/30/85	UCLA/USA	14
22	Deandre Ayton	C	7-1	250	07/23/98	Arizona/Bahamas	R
35	Dragan Bender	F	7-1	225	11/17/97	Maccabi Tel Aviv/Croatia	2
1	Devin Booker	G	6-6	210	10/30/96	Kentucky/USA	3
25	Mikal Bridges	F	6-7	210	08/30/96	Villanova/USA	R
0	Isaiah Canaan	G	6-0	200	05/21/91	Murray State/USA	5
4	Tyson Chandler	C	7-1	240	10/02/82	Dominguez H.S. (Compton, CA)/USA	17
11	Jamal Crawford	G	6-5	185	03/20/80	Michigan	18
30	Troy Daniels	G	6-4	205	07/15/91	VCU/USA	5
21	Richaun Holmes	F/C	6-10	235	10/15/93	Bowling Green/USA	3
20	Josh Jackson	F	6-8	200	02/10/97	Kansas/USA	1
8	George King	F	6-6	220	01/15/94	Colorado/USA	R
14	DeAnthony Melton	G	6-4	200	05/28/98	USC/USA	R
2	Elie Okobo	G	6-2	180	10/23/97	Pau-Lacq-Orthez/France	R
12	T.J. Warren	F	6-8	215	09/05/93	North Carolina State/USA	4

HEAD COACH: Igor Kokoškov (Belgrade)

ASSISTANT COACHES: Joe Prunty (Cal Poly San Luis Obispo), Corliss Williamson (Arkansas),
Jamelie McMillan (Arizona State), Jason Staudt (Texas Tech)

HEAD ATHLETIC TRAINER: Aaron Nelson (Iowa State)

Numerical Roster

0 Isaiah Canaan	14 DeAnthony Melton
1 Devin Booker	15 Ryan Anderson
2 Elie Okobo	20 Josh Jackson
3 Trevor Ariza	21 Richaun Holmes
4 Tyson Chandler	22 Deandre Ayton
8 George King	25 Mikal Bridges
11 Jamal Crawford	30 Troy Daniels
12 T.J. Warren	35 Dragan Bender

Pronunciation Guide

Trevor Ariza	(A-Ree-Zah)
Dragan Bender	(DRAHG-an)
Mikal Bridges	(Mick-EL)
Isaiah Canaan	(KAY-nin)
Richaun Holmes	(ri-SHAWN)
Elie Okobo	(EL-ee oh-KO-bo)
Igor Kokoškov	(kuh-KOSH-kov)

Ryan Anderson #15



Forward **6-10** **240** **Current NBA Season: 11**

Born: 5/6/88, Sacramento, CA **College: California**

**Acquired: From Houston with DeAnthony Melton on Aug. 31, 2018,
for Marquese Chriss and Brandon Knight**

2017-18

In 66 games with 51 starts for Houston, averaged 9.3 points and 5.0 rebounds in 26.1 minutes while shooting 43.1% FG%, 38.6% 3FG% and 77.4% FT% while helping Rockets to franchise record 65 wins... Averaged 11.2 points on 46.3 FG% and 42.2 3FG% on the road compared to 7.8 points on 39.6 FG% and 34.6 3FG% at home... Over his final 23 games played, shot 44.1 3FG% after shooting 36.6 3FG% in his first 43 games played... Scored 10+ points in 28 games, 15+ points 12 times (Rockets 11-1 in those games) and 20+ seven times (Rockets 6-1)... Recorded two double-doubles and five games with 10+ rebounds... Rockets were 18-1 when he hit 3+ three-pointers and 6-1 in the seven games he made 5+ triples... Scored his season high of 24 points at Phoenix on Nov. 16, making 6-of-10 3FG... Made season-high seven three-pointers (on 11 attempts) at Memphis on Oct. 28... Grabbed season-high 13 rebounds vs. Golden State on Jan. 20... Missed one game due to illness (Nov. 22), one game with a right ankle sprain (Feb. 7), nine games with left hip soreness (Feb. 26-March 15), one game due to rest (March 25) and four games with a left ankle sprain (April 5-11)... **PLAYOFFS:** Appeared in 11 games during Houston's run to the Western Conference Finals, averaging 1.7 points and 1.2 rebounds in 8.6 minutes... Scored 12 points (4-6 3FG) at Minnesota in Game 3 of First Round... Missed two games with a left ankle sprain (April 15-18).

Awards and Recognition

2011-12 NBA Most Improved Player award winner... NBA leader with 166 three-point makes in 2011-12... Participated in Foot Locker Three-Point Contest at NBA All-Star 2012 in Orlando and NBA All-Star 2013 in Houston... Member of the 2012 USA Men's Select Team that helped prepare the National Team for the 2012 Olympics... Also invited to the 2013 Team USA mini-camp.

Career Notes

One of the best three-point shooting big men in NBA history, has made 1,315 career three-pointers, third-most in NBA history by a player 6-10 or taller behind only Dirk Nowitzki and Rashard Lewis... Holds career averages of 12.8 points (42.3 FG%, 38.2 3FG%), 5.4 rebounds and 2.1 three-point makes in 26.4 minutes in 622 games (281 starts) over 10 seasons with New Jersey (2008-09), Orlando (2009-2012), New Orleans (2012-2016) and Houston (2016-2018)... Since entering the league in 2008-09, his 1,315 three-pointers are 10th most in the NBA... One of two NBA players along with only Stephen Curry to average at least 2.0 three-point makes per game in each of the last eight seasons... One of seven players in NBA history to hold a career average of at least 2.1 three-pointers per game while shooting at least 38.0 3FG% along with Curry, Klay Thompson, Ray Allen, Peja Stojakovic, Bradley Beal and Wesley Matthews... His career Turnover Percentage of 7.73% (an estimate of turnovers per 100 plays) is the best in the NBA since 1977, as far back as Basketball-Reference tracks the stat... Has 389 career games with 10+ points, 118 with 20+ and 14 with 30+ points... Has 62 career games with 10+ rebounds and 54 double-doubles... Has appeared in 46 career playoff games (14 starts) over six postseasons, averaging 5.7 points and 3.7 rebounds... **TRANSACTIONS:** Selected by New Jersey in the first round (21st overall) of the 2008 NBA Draft... Traded by New Jersey to Orlando along with Vince Carter in exchange for Rafer Alston, Tony Battie and Courtney Lee on June 25, 2009... Acquired by New Orleans via trade with Orlando in exchange for Gustavo Ayon on July 11, 2012... Signed as a free agent with Houston on July 9, 2016... Traded from Houston to Phoenix along with DeAnthony Melton in exchange for Marquese Chriss and Brandon Knight on Aug. 31, 2018... **2016-17:** In 72 games (all starts) for Houston, averaged 13.6 points and 4.6 rebounds in 29.4 minutes while shooting 41.8 FG%, 40.3 3FG% and 86.0 FT%... Ranked ninth in the NBA in 3-pointers made with 204... Averaged 16.2 points (46.0 FG%, 46.5 3FG%) on the road compared to 11.0 points (37.0 FG%, 33.2 3FG%) at home... Scored 10+ points in 53 games... Rockets were 22-6 when he scored 15+ points, including 12-2 when he scored 20+... Recorded two double-doubles and two games with 10+ rebounds... Had 4+ three-pointers in five straight games from Nov. 1-9, marking the longest streak of his career... Scored season-high 29 points at Golden State on Dec. 1... Made season-high seven three-pointers twice: At Minnesota on Dec. 17 and at Memphis on Dec. 23... Grabbed season-high 12 rebounds vs. Dallas on Oct. 30... Missed three games with the flu (Jan. 17-18, Jan. 21), one game due to back spasms (March 8) and six games (March 26-April 5) with a right ankle sprain... Rockets were 5-5 in games that he missed... **PLAYOFFS:** Appeared in all 11 games with nine starts during Houston's run to the Western Conference Semifinals, averaging 9.4 points and 5.2 rebounds in 30.5 minutes... Had 12 rebounds in Game 1 of the First Round series vs. Oklahoma City... Hit 3+ three-pointers four times... **2015-16:** In 66 games with

continued...

Ryan Anderson... continued

seven starts for New Orleans, averaged 17.0 points, 6.0 rebounds and 1.1 assists in 30.4 minutes per game while shooting 42.7 FG%, 36.6 3FG% and 87.3 FT%... Finished sixth in voting for NBA Sixth Man Award... Scored 10+ points 52 times, 20+ points 22 times, including a career-high six games with 30+ points... Tied career high with 36 points vs. Sacramento on Jan. 28... Recorded eight double-doubles, including 31 points and 14 rebounds vs. Minnesota on 2/27/16... Missed two games due to illness (Dec. 11-12), five games with left groin injury (March 20-28) and nine games with hernia (March 30-April 13)... **2014-15:** In 61 games with five starts for New Orleans, averaged 13.7 points and 4.8 rebounds in 27.5 minutes while shooting 39.9 FG%, 34.0 3FG% and 85.4 FT%... Scored 10+ points 42 times, 20+ points 12 times, including 30+ twice (both against Cleveland: 32 points on Nov. 10, 30 on Dec. 12)... Recorded three double-doubles... Tied career high with eight three-pointers twice, both times against Cleveland (Nov. 10 and Dec. 12)... Suffered a MCL sprain at the L.A. Lakers on April 1 and missed the next 18 games... Missed one game (Jan. 23) due to a bilateral ankle inflammation and two games (Feb. 9-11) with right elbow soreness... **PLAYOFFS:** Appeared in all four games of New Orleans' First Round series vs. Golden State, averaging 10.8 points, 4.3 rebounds and 2.3 assists in 23.8 minutes while shooting 44.4 FG%, 41.7 3FG% and 6-of-6 from the line... Had 26 points on 10-of-14 shooting in Game 3... **2013-14:** In 22 games with 14 starts for New Orleans, averaged career-high 19.8 points and 6.5 rebounds in 36.1 minutes while shooting 43.8 FG%, 40.9 3FG% and 95.2 FT%... Shot 59-of-62 from the foul line for the season... Scored in double figures in single-season career-long 16 straight games from Nov. 16-Dec. 21... Scored 10+ points 21 times, 20+ points nine times, including 30+ twice... Recorded four double-doubles... Established career high with 36 points at Chicago on Dec. 2... Missed the first nine games of the season with a broken toe... Also missed the final 50 games after suffering a herniated disc after a collision with Boston's Gerald Wallace on Jan. 3... **2012-13:** Ranked second in the NBA in three-point makes (213)... In 81 games with 22 starts for New Orleans, averaged 16.2 points, 6.4 rebounds and 1.2 assists in 30.9 minutes while shooting 42.3 FG%, 38.2 3FG% and 84.4 FT%... Tied career high with eight three-point makes at Phoenix on Nov. 23; made seven three-pointers in the second half which remains tied for the Suns opposing player record and tied for the Talking Stick Resort Arena record... Also had then career-high 34 points plus 11 rebounds at Phoenix... Scored 10+ points a career-high 67 times, including 20+ points 20 times and 30+ three times... Grabbed 10+ rebounds 12 times and recorded 11 double-doubles... Missed one game with illness... **2011-12:** Named NBA's Most Improved Player and led NBA with 166 three-point makes... In 61 games (all starts) for Orlando, averaged 16.1 points and 7.7 rebounds in 32.2 while shooting 43.9 FG%, 39.3 3FG% and 87.7 FT%... Scored 10+ points 50 times, 20+ points 21 times and 30 points once (at New York on Jan. 16)... Grabbed 10+ rebounds 16 times and recorded a career-high 14 double-doubles... Had career-high 20 rebounds at Philadelphia on Jan. 30... Missed one game with a left calf contusion (Jan. 27) and three games with a sprained right ankle (April 3-7)... **PLAYOFFS:** Started all five games of Orlando's First Round series against Indiana, averaging 9.6 points and 4.6 rebounds in 34.4 minutes while shooting 40.0 3FG% and 85.7 FT%... **2010-11:** In 64 games with 14 starts for Orlando, averaged 10.6 points and 5.5 rebounds in 22.3 minutes while shooting 43.0 FG%, 39.3 3FG% and 81.2 FT%... Scored 10+ points 38 times and 20+ points five times... Grabbed 10+ rebounds seven times and recorded six double-doubles... Missed nine games with a sprained right mid-foot (Dec. 4-21)... **PLAYOFFS:** Appeared in all six games of Orlando's First Round series vs. Atlanta averaging 4.7 points and 4.5 rebounds in 24.5 minutes... **2009-10:** In 63 games with six starts for Orlando, averaged 7.7 points and 3.2 rebounds in 14.5 minutes while shooting 43.6 FG%, 37.0 3FG% and 86.6 FT%... Scored 10+ points 22 times and 20+ points twice... Had one double-double... **PLAYOFFS:** Appeared in nine games for Orlando during its run to the Eastern Conference Finals, averaging 2.6 points and 3.4 rebounds in 9.9 minutes... **2008-09:** As rookie with New Jersey, in 66 games with 30 starts, averaged 7.4 points and 4.7 rebounds in 19.9 minutes while shooting 39.3 FG%, 36.5 3FG% and 84.5 FT%... Scored in double figures 17 times including 20+ points twice... Grabbed 10+ rebounds four times, including four double-doubles... Made NBA debut on Oct. 29 at Washington.



College

Played two seasons at the University of California, Berkeley... In two seasons with the Golden Bears from 2006-2008, averaged 18.7 points and 9.0 rebounds in 66 games while shooting 48.4 FG%, 39.6 3FG% and 84.1 FT%... Started every game he played... Named Second Team All-America by The Sporting News and earned First Team All-Pac-10 honors as a sophomore in 2007-08... Averaged 21.1 points and 9.9 rebounds while shooting 49.0 FG% and 41.0 3FG%... Led the Pac-10 in scoring (21.1 ppg) and ranked third in rebounding (9.9 rpg)... Became first player in school history to record at least 600 points and 300 rebounds in a single season... As a freshman in 2006-07, led the Golden Bears in scoring and rebounding with 16.3 points per game and 8.2 rebounds per game... Was named Honorable Mention All-Pac-10 in 2006-07... **HIGH SCHOOL:** Attended Oak Ridge in El Dorado Hills, California... As a senior, was the third-leading scorer in the state with 28.9 points per game in addition to 10.9 rebounds and 3.9 blocks as he was voted the Sacramento Bee Player of the Year... In the opening round of the playoffs as a senior, scored 50 points against Pitman High School, outdueling Colin Kaepernick who scored 34 for Pitman... As a junior in 2004-05, led Oak Ridge to the state Division II championship.

Personal

Born May 6, 1988 in Sacramento, California... Parents are Jack and Sue Anderson... Has an older sister, Rachel... Was given the nickname "Rhino" while in college... Lists golf as his favorite hobby... In 2012, traveled to China on behalf of the NBA and visited Dalian, Beijing and Guangzhou while participating in NBA FIT clinics... From ages of 14-16, would go once a year with church group to help improve impoverished areas of Mexico.

NBA Regular Season Statistics

YEAR	TEAM	G	FIELD GOALS			3-POINT		FREE THROWS		REBOUNDS		AST	STL	BLK	PTS	- AVERAGES -		
			MIN	FGM-FGA	PCT	FGM-FGA	PCT	FTM-FTA	PCT	OFF-DEF	TOT					RPG	APG	PPG
08-09	New Jersey	66	1312	160-407	.393	69-189	.365	98-116	.845	104-207	311	52	44	20	487	4.7	0.8	7.4
09-10	Orlando	63	911	169-388	.436	78-211	.370	71-82	.866	70-132	202	37	25	14	487	3.2	0.6	7.7
10-11	Orlando	64	1424	226-525	.430	134-341	.393	95-117	.812	129-226	355	52	30	38	681	5.5	0.8	10.6
11-12	Orlando	61	1964	332-757	.439	166-422	.393	150-171	.877	224-247	471	54	50	26	980	7.7	0.9	16.1
12-13	New Orleans	81	2503	472-1115	.423	213-557	.382	152-180	.844	191-328	519	97	42	31	1309	6.4	1.2	16.2
13-14	New Orleans	22	795	155-354	.438	67-164	.409	59-62	.952	66-76	142	17	10	7	436	6.5	0.8	19.8
14-15	New Orleans	61	1675	291-729	.399	122-359	.340	129-151	.854	108-187	295	55	33	20	833	4.8	0.9	13.7
15-16	New Orleans	66	2008	397-929	.427	131-358	.366	199-228	.873	131-265	396	73	38	25	1124	6.0	1.1	17.0
16-17	Houston	72	2116	323-773	.418	204-506	.403	129-150	.860	112-218	330	68	31	14	979	4.6	0.9	13.6
17-18	Houston	66	1725	207-480	.431	131-339	.386	72-93	.774	94-237	331	60	24	21	617	5.0	0.9	9.3
TOTALS		622	16433	2732-6457	.423	1315-3446	.382	1154-1350	.855	1229-2123	3352	565	327	216	7933	5.4	0.9	12.8

NBA Playoff Statistics

YEAR	TEAM	G	MIN	FIELD GOALS		3-POINT		FREE THROWS		REBOUNDS		AST	STL	BLK	PTS	- AVERAGES -		
				FGM-FGA	PCT	FGM-FGA	PCT	FTM-FTA	PCT	OFF-DEF	TOT					RPG	APG	PPG
09-10	Orlando	9	89	9-29	.310	4-14	.286	1-1	1.000	8-23	31	3	2	2	23	3.4	0.3	2.6
10-11	Orlando	6	147	8-30	.267	6-20	.300	6-6	1.000	10-17	27	3	5	1	28	4.5	0.5	4.7
11-12	Orlando	5	172	15-44	.341	12-30	.400	6-7	.857	9-14	23	4	3	2	48	4.6	0.8	9.6
14-15	New Orleans	4	95	16-36	.444	5-12	.417	6-6	1.000	7-10	17	9	0	2	43	4.3	2.3	10.8
16-17	Houston	11	336	36-92	.391	17-60	.283	14-16	.875	15-42	57	7	4	2	103	5.2	0.6	9.4
17-18	Houston	11	95	7-20	.350	5-15	.333	0-0	—	4-9	13	6	3	1	19	1.2	0.5	1.7
TOTALS		46	934	91-251	.363	49-151	.325	33-36	.917	53-115	168	32	17	10	264	3.7	0.7	5.7

Career Highs

POINTS - 36 (2 times, last 1/28/16, New Orleans vs. Sacramento)

REBOUNDS - 20 (1/30/12, Orlando at Philadelphia)

ASSISTS - 5 (3 times, last 1/30/16, New Orleans vs. Brooklyn)

BLOCKS - 3 (1/24/11, Orlando vs. Detroit)

STEALS - 5 (3/3/12, Orlando vs. Milwaukee)

FGM - 13 (4 times, last 1/28/16, New Orleans vs. Sacramento)

FGA - 25 (2 times, last 1/28/16, New Orleans vs. Sacramento)

3-PT FGM - 8 (4 times, last 12/12/14, New Orleans vs. Cleveland)

3-PT FGA - 16 (12/17/16, Houston at Minnesota)

FTM - 13 (12/16/15, New Orleans at Utah)

FTA - 13 (12/16/15, New Orleans at Utah)

MINUTES - 57 (12/2/13, New Orleans at Chicago)

Trevor Ariza

#3


Forward **6-8** **215** **Current NBA Season: 15**
Born: 6/30/85, Miami, FL **College: UCLA**
Acquired: Signed as a free agent on July 6, 2018

2017-18

In 67 games (all starts) with Houston, averaged 11.7 points (41.2 FG%, 36.8 3FG%, 85.4 FT%), 4.4 rebounds, 1.6 assists and 1.46 steals in 33.9 minutes to help Rockets win franchise record 65 games... Made a career-high 2.5 three-pointers per game... 71.0% of his shot attempts were 3-pointers... Shot a career-best 85.4 FT%; had shot 71.7 FT% for his career prior... Had 98 steals with 52 turnovers to rank first the NBA in steal-to-turnover ratio (1.88)... Scored 10+ points 42 times including 20+ points seven times... Had one game with 10+ rebounds and one double-double (Dec. 20 vs. L.A. Lakers)... Hit 3+ three-pointers in a career-high six straight games from Feb. 23-March 6... Scored season-high 26 points vs. L.A. Lakers on Dec. 31... Missed two games with a left midfoot sprain (Oct. 25-27), two games due to a league suspension (Jan. 18-20), nine games with a left hamstring strain (Jan. 30-Feb. 13) and one game with a sore right hamstring (April 11)... **PLAYOFFS:** Started all 17 games during Houston's run to the Western Conference Finals, averaging 8.8 points, 3.8 rebounds and 1.1 steals in 34.2 minutes... Scored 18 points and had six assists in win over Golden State in Game 2 of Western Conference Finals.

Awards and Recognition

NBA Champion in 2009 with L.A. Lakers.

Career Notes

Veteran leader and proven winner who possesses nine years and 102 games of playoff experience in his 14 NBA seasons... Ideal '3-and-D' wing known for his shooting ability and defensive versatility... Owns career averages of 12.2 points, 4.8 rebounds and 1.5 steals while shooting 35.3 3FG% in 942 games with New York (2004-2006), Orlando (2006-2007), L.A. Lakers (2007-2009), Houston (2009-10; 2014-2018), New Orleans (2010-2012) and Washington (2012-2014)... Ranks 42nd in NBA history with 1,313 career three-pointers made and 52nd with 1,424 career steals... Over the past 10 seasons has 1,304 three-pointers and 30.5 Defensive Win Shares (estimate of number of wins contributed by a player due to his defense)—the only other players with at least 1,000 three-pointers and 30 Defensive Win Shares over this span are LeBron James and Kevin Durant... Has averaged at least 2.0 three-pointers and 1.5 steals in each of the past five seasons—the only other players to have done so in each of the past five seasons are Stephen Curry and James Harden... Dating back to 2008-09, has the third-most steals (1,207) in the NBA behind only Chris Paul and Russell Westbrook... For his career, has more steals (1,424) than turnovers (1,279)... Over the past five seasons, joins James Harden and Russell Westbrook as the only players with at least 4,000 points, 2,000 rebounds, 800 assists and 600 steals... Has the sixth-most three-point makes (920) of any player dating back to 2013-14... Has 507 career games with 10+ points, 74 with 20+ and five with 30+ including a career-high 40 points with Washington at Philadelphia on March 1, 2014... Has 36 double-doubles for his career, one triple-double (April 14, 2010 vs. New Orleans), 45 games with 10+ rebounds and two games with 10+ assists... Has 48 career games with 5+ three-pointers and 17 with 5+ steals... Holds career averages of 10.3 points, 5.0 rebounds and 1.4 steals while shooting 36.7 3FG% in 102 career playoff appearances (90 starts) over nine postseasons... Member of four teams that have reached the Conference Finals and won a combined 13 playoff series, twice reaching the NBA Finals with the Lakers including a title in 2009... Ranks tied for 27th in NBA history with 162 career three-pointers in the playoffs... In 10 career NBA Finals games has averaged 6.8 points, 3.9 rebounds and 1.00 steals while shooting 11-of-27 (40.7%) from three-point range... **TRANSACTIONS:** Selected by New York with the 43rd overall pick in the 2004 NBA Draft... Traded by New York to Orlando along with Anfernee Hardaway in exchange for Steve Francis on Feb. 22, 2006... Re-signed as a free agent with the Magic on July 27, 2006... Traded by Orlando to the L.A. Lakers in exchange for Brian Cook and Maurice Evans on Nov. 20, 2007... Signed by Houston as a free agent on July 8, 2009... Traded by Houston to New Orleans as part of a four-team trade which also involved Indiana and New Jersey on Aug. 11, 2010... Traded by New Orleans to Washington along with Emeka Okafor in exchange for Rashard Lewis and the 46th pick in the 2012 NBA Draft on June 20, 2012... Traded by Washington to Houston as part of a three-time trade also involving New Orleans on July 14, 2014... Signed with Phoenix on July 6, 2018... **2016-17:** In 80 games (all starts) for Houston, averaged 11.7 points, 5.7 rebounds, 2.2 assists and 1.84 steals in 34.7 minutes while shooting 40.9 FG%, 34.4 3FG% and 73.8 FT%... Ranked third in NBA in steals (147), sixth in the NBA in steals per game (1.84) and second in steal-to-turnover ratio (2.01)... Ranked 14th in the NBA in 3-pointers made with 191... Averaged 12.6 points (43.7 FG%, 38.5 3FG%) in wins compared to 9.9 points (35.3 FG%, 26.5 3FG%) in losses... Recorded 3+ three-pointers and 3+ steals 11 times, which tied for the second-highest total in the

NBA... Had 3+ steals in five consecutive games twice, tied for the longest streak by a Rocket since a 7-game span by Hakeem Olajuwon in 1988... Scored 10+ points 51 times and 20+ six times... Grabbed 10+ rebounds five times after doing so once in 2015-16 and had three double-doubles... Rockets were 21-4 when he scored 15+ points... Missed one game due to personal reasons (April 2) and one game for rest (April 9)... **PLAYOFFS:** Started all 11 games for Houston during its run to the Western Conference Semifinals, averaging 10.7 points, 5.1 rebounds, 2.1 assists and 1.27 steals in 37.5 minutes while shooting 42.3 FG%, 37.7 3FG% and 92.9 FT%... Scored 20+ points twice... Hit 3+ three-pointers five times, including 5+ three times... **2015-16:** In 81 games (all starts) for Houston, averaged 12.7 points, 4.5 rebounds, 2.3 assists and career-high 1.98 steals (sixth in NBA) in 35.3 minutes while shooting 41.6 FG%, 37.1 3FG% and 78.3 FT%... Ranked fourth in the NBA with 160 steals and fourth in steal-to-turnover ratio (1.42)... Ranked 12th in three-point makes with 185... Ranked fourth in the NBA with 2,859 minutes played... Averaged 14.1 points on 46.2 FG% in wins and 11.3 points on 37.0 FG% in losses... Had 53 games with 10+ points, eight with 20+ points and a season-high 31 points at New Orleans on Jan. 25... Had one game with 10+ rebounds, one game with 10+ assists and one double-double... Dished out career-high 11 assists at Milwaukee on Feb. 29, also scoring 26 points... Hit 5+ three-pointers in three straight games from Jan. 22-25... Had 2+ steals in 15 straight games from Feb. 4-March 12... Missed the game at Washington on 12/9 with a bruised lower back, snapping his 172 consecutive games played streak... **PLAYOFFS:** Started all five games of the First Round series vs. Golden State, averaging 6.6 points, 4.2 rebounds and 2.60 steals in 36.2 minutes... **2014-15:** Started all 82 games for Houston, averaging 12.8 points, 5.6 rebounds, 2.5 assists and 1.9 steals (tied for 7th in NBA) in 35.7 minutes while shooting 40.2 FG%, 35.0 3FG% and 85.3 FT%... One of 11 players in the league to start all 82 games... Ranked seventh in the NBA in three-point makes with 194... Ranked third in NBA with 2,930 minutes played... Scored 20+ points seven times (Rockets 7-0 mark); Rockets were also 19-3 when he scored 17+ points... Had 58 games with 10+ points... Grabbed 10+ rebounds five times and recorded three double-doubles... Recorded a career-high tying 6 steals vs. Miami on Jan. 3... Hit a season-high tying six three-pointers three times including each of his two times scoring a season-high 24 points (Nov. 3 at Philadelphia and Feb. 6 vs. Milwaukee)... **PLAYOFFS:** Started all 17 games during the run to the Western Conference Finals, averaging 13.2 points, 6.4 rebounds, 2.6 assists and 1.8 steals in 38.5 minutes while shooting 42.6 FG%, 37.5 3FG% and 90.5 FT%... Scored 20+ points three times... Grabbed 10+ rebounds three times and recorded two double-doubles... **2013-14:** In 77 games (all starts) for Washington, averaged career-high 14.4 points, career-high 6.2 rebounds, 2.5 assists and 1.6 steals in 35.4 minutes while shooting 45.6 FG%, career-high 40.7 3FG%

continued...

NBA Regular Season Statistics

YEAR	TEAM	G	MIN	FIELD GOALS		3-POINT		FREE THROWS		REBOUNDS		AST	STL	BLK	PTS	-AVERAGES-		
				FGM-FGA	PCT	FGM-FGA	PCT	FTM-FTA	PCT	OFF-DEF	TOT					RPG	APG	PPG
04-05	New York	80	1382	172-389	.442	3-13	.231	121-174	.695	89-153	242	85	70	18	468	3.0	1.1	5.9
05-06	NYK/Orl	57	999	93-226	.412	1-5	.200	77-127	.606	78-140	218	61	57	11	264	3.8	1.1	4.6
06-07	Orlando	57	1278	200-371	.539	0-7	.000	106-171	.620	98-151	249	65	59	19	506	4.4	1.1	8.9
07-08	Orl/LAL	35	546	69-136	.507	5-18	.278	49-75	.653	30-78	108	44	31	11	192	3.1	1.3	5.5
08-09	LA Lakers	82	1999	274-596	.460	61-191	.319	120-169	.710	111-241	352	145	137	24	729	4.3	1.8	8.9
09-10	Houston	72	2629	394-999	.394	136-407	.334	148-228	.649	78-325	403	276	126	40	1072	5.6	3.8	14.9
10-11	New Orleans	75	2600	303-762	.398	82-271	.303	138-197	.701	61-347	408	162	120	31	826	5.4	2.2	11.0
11-12	New Orleans	41	1350	168-403	.417	29-87	.333	79-102	.775	41-174	215	135	69	25	444	5.2	3.3	10.8
12-13	Washington	56	1471	188-451	.417	76-209	.364	78-95	.821	44-222	266	113	72	20	530	4.8	2.0	9.5
13-14	Washington	77	2723	389-853	.456	180-442	.407	149-193	.772	99-376	475	191	126	20	1107	6.2	2.5	14.4
14-15	Houston	82	2930	366-910	.402	194-555	.350	122-143	.853	77-382	459	209	152	17	1048	5.6	2.5	12.8
15-16	Houston	81	2859	357-859	.416	185-499	.371	126-161	.783	67-299	366	188	160	26	1025	4.5	2.3	12.7
16-17	Houston	80	2773	326-798	.409	191-555	.344	93-126	.738	54-404	458	175	147	20	936	5.7	2.2	11.7
17-18	Houston	67	2269	268-651	.412	170-462	.368	76-89	.854	33-261	294	105	98	13	782	4.4	1.6	11.7
TOTALS		942	27808	3567-8404	.424	1313-3721	.353	1482-2050	.723	960-3553	4513	1954	1424	295	9929	4.8	2.1	10.5

NBA Playoff Statistics

YEAR	TEAM	G	FIELD GOALS				3-POINT		FREE THROWS		REBOUNDS		AST	STL	BLK	PTS	-AVERAGES-		
			MIN	FGM-FGA	PCT	PCT	FGM-FGA	PCT	FTM-FTA	PCT	OFF-DEF	TOT					RPG	APG	PPG
06-07	Orlando	4	47	5-16	.313	0-0	—	1-4	.250	5-4	9	5	1	0	11	2.3	1.3	2.8	
07-08	LA Lakers	8	45	7-12	.583	1-4	.250	2-4	.500	3-8	11	1	1	1	17	1.4	0.1	2.1	
08-09	LA Lakers	23	722	92-185	.497	40-84	.476	36-64	.563	22-75	97	54	36	10	260	4.2	2.3	11.3	
10-11	New Orleans	6	241	35-85	.412	7-21	.333	16-22	.727	7-32	39	20	8	3	93	6.5	3.3	15.5	
13-14	Washington	11	407	52-108	.481	25-56	.446	21-27	.778	21-77	98	19	17	4	150	8.9	1.7	13.6	
14-15	Houston	17	655	75-176	.426	36-96	.375	38-42	.905	18-91	109	44	30	2	224	6.4	2.6	13.2	
15-16	Houston	5	181	13-51	.255	4-28	.143	3-4	.750	7-14	21	4	13	1	33	4.2	0.8	6.6	
16-17	Houston	11	413	41-97	.423	23-61	.377	13-14	.929	8-48	56	23	14	2	118	5.1	2.1	10.7	
17-18	Houston	17	582	50-139	.360	26-91	.286	23-31	.742	9-56	65	22	19	2	149	3.8	1.3	8.8	
TOTALS		102	3293	370-869	.426	162-441	.367	153-212	.722	100-405	505	192	139	25	1055	5.0	1.9	10.3	

Career Highs

POINTS – 40 (3/1/14, Washington at Philadelphia)

REBOUNDS – 15 (11/21/12, Washington at Atlanta)

ASSISTS – 11 (2/29/16, Houston at Milwaukee)

BLOCKS – 4 (3/17/10, Houston vs. Memphis)

STEALS – 6 (6 times, last 3/30/17, Houston at Portland)

FGM – 14 (3/1/14, Washington at Philadelphia)

FGA – 23 (2 times, last 3/1/14, Washington at Philadelphia)

3-PT FGM – 10 (2/12/14, Washington at Houston)

3-PT FGA – 14 (4 times, last 1/24/18, Houston at Dallas)

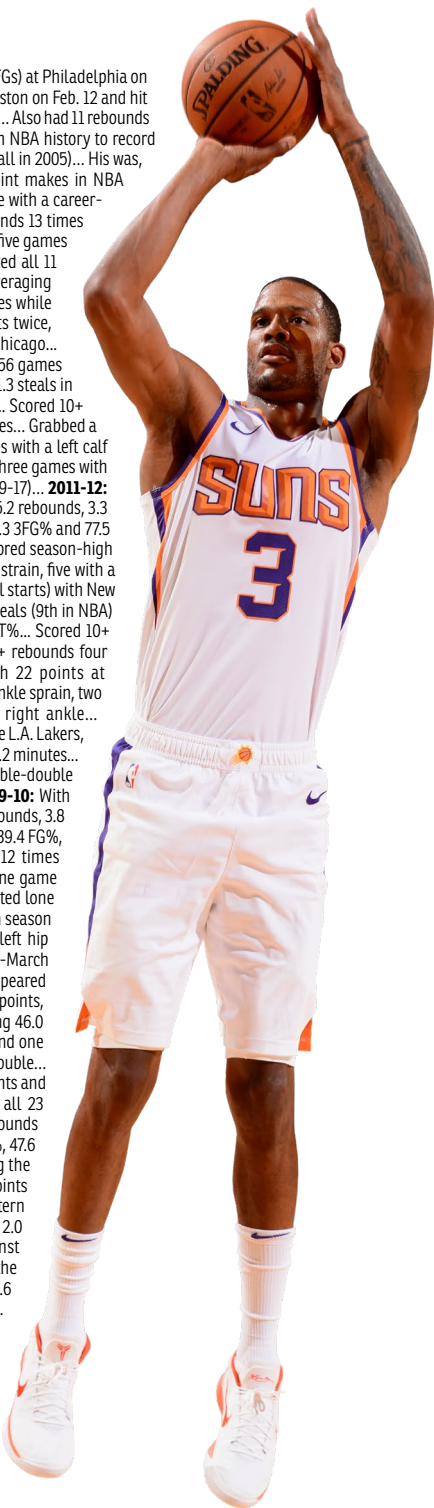
FTM – 10 (2/25/07, Orlando vs. Houston)

FTA – 12 (2 times, last 2/25/07, Orlando vs. Houston)

MINUTES – 57 (1/13/10, Houston vs. Minnesota)

Trevor Ariza... continued

and 77.2 FT%... Scored a career-high 40 points (14-23 FGs, 8-12 3FGs) at Philadelphia on March 11... Hit a Wizards franchise-high 10 three-pointers at Houston on Feb. 12 and hit eight consecutive 3-pointers (including 7-of-7 in the third quarter)... Also had 11 rebounds in that game against the Rockets, becoming the second player in NBA history to record at least 10 triples and 10 boards in a single game (Donyell Marshall in 2005)... His was, at the time, just the 19th performance of at least 10 three-point makes in NBA history... Scored 10+ points 58 times, 20+ 18 times, and 30+ twice with a career-high 40 points on March 11 at Philadelphia... Grabbed 10+ rebounds 13 times and posted 11 double-doubles... Had 3+ steals 21 times... Missed five games with a strained right hamstring (Nov. 16-23)... **PLAYOFFS:** Started all 11 games during the run to the Eastern Conference Semifinals, averaging 13.6 points, 8.9 rebounds, 1.7 assists, and 1.5 steals in 37.0 minutes while shooting 48.1 FG%, 44.6 3FG% and 77.8 FT%... Scored 20+ points twice, including 30 points in Game 4 of the First Round series vs. Chicago... Recorded three double-doubles... **2012-13:** With Washington, in 56 games with 15 starts, averaged 9.5 points, 4.8 rebounds, 2.0 assists and 1.3 steals in 26.3 minutes while shooting 41.7 FG%, 36.4 3FG% and 82.1 FT%... Scored 10+ points 24 times and 20+ four times... Recorded two double-doubles... Grabbed a career-high 15 rebounds at Atlanta on Nov. 21... Missed 17 games with a left calf strain (Dec. 7-Jan. 6), one game with a sore left knee (March 16), three games with the flu (March 23-27) and five games with a sore left knee (April 9-17)... **2011-12:** In 41 games (all starts) with New Orleans, averaged 10.8 points, 5.2 rebounds, 3.3 assists and 1.7 steals in 32.9 minutes while shooting 41.7 FG%, 33.3 3FG% and 77.5 FT%... Scored 10+ points 20 times and 20+ points five times... Scored season-high 26 points at Detroit on Feb. 4... Missed eight games with a groin strain, five with a sore right ankle and two due to illness... **2010-11:** In 75 games (all starts) with New Orleans, averaged 11.0 points, 5.4 rebounds, 2.2 assists and 1.6 steals (9th in NBA) in 34.7 minutes while shooting 39.8 FG%, 30.3 3FG% and 70.1 FT%... Scored 10+ points 47 times including 20+ points three times... Grabbed 10+ rebounds four times and posted three double-doubles... Had season-high 22 points at Washington on Jan. 1... Missed three games with a right medial ankle sprain, two with a strained left abductor and one with tendinitis in his right ankle... **PLAYOFFS:** Started in all six games of the First Round series vs. the L.A. Lakers, averaging 15.5 points 6.5 rebounds, 3.3 assists and 1.3 steals in 40.2 minutes... Scored 20+ points twice... Recorded his first career playoff double-double with 12 points and 12 rebounds in Game 3 vs. the Lakers... **2009-10:** With Houston, in 72 games with 71 starts, averaged 14.9 points, 5.6 rebounds, 3.8 assists and 1.8 steals (6th in NBA) in 36.5 minutes while shooting 39.4 FG%, 33.4 3FG% and 64.9 FT%... Scored 10+ points 57 times, 20+ 12 times including 30+ twice... Recorded six games with 10+ rebounds, one game with 10+ assists, six double-doubles and one triple-double... Posted lone career triple-double with 26 points, 10 rebounds and 10 assists in season finale vs. New Orleans on April 14... Missed one game with a left hip pointer (Feb. 9), seven games with a severe left hip pointer (Feb. 24-March 7) and one game with flu-like symptoms (April 2)... **2008-09:** Appeared in all 82 games with 20 starts for the L.A. Lakers, averaging 8.9 points, 4.3 rebounds, 1.8 assists and 1.7 steals (9th in NBA) while shooting 46.0 FG%, 31.9 3FG% and 71.0 FT%... Had 40 games with 10+ points and one with 20+... Had one game with 10+ rebounds and one double-double... Scored season-high 26 points vs. Dallas on March 15... Had 11 points and 11 rebounds vs. Sacramento on Nov. 23... **PLAYOFFS:** Started all 23 games during the Lakers' title run, averaging 11.3 points, 4.2 rebounds 2.3 assists and 1.6 steals in 31.4 minutes while shooting 49.7 FG%, 47.6 3FG% and 56.3 FT%... Led team with 40 three-point makes during the playoffs, doing so on just 84 attempts (47.6%)... Scored 20+ points twice... Had pivotal steal in final minute in Game 1 win of Western Conference Finals vs. Denver... Averaged 11.0 points, 6.0 rebounds, 2.0 three-pointers and 1.8 steals in five NBA Finals games against Orlando... **2007-08:** In 35 games (three starts) with Orlando and the L.A. Lakers, averaged 5.5 points, 3.1 rebounds and 1.3 assists in 15.6 minutes while shooting 50.7 FG%, 27.8 3FG% and 65.3 FT%... Traded to the Lakers on Nov. 20... Scored in double figures eight times, had 10+ rebounds once and had one double-double (11 points and 11 rebounds vs. Seattle on Nov. 13)... Missed the final 44 games of the regular season with a fractured right foot... **PLAYOFFS:** Appeared in eight games for the L.A. Lakers during their run to the NBA Finals, averaging 2.1 points and



1.4 assists in 5.6 minutes while shooting 58.3 FG%... Appeared in five games in the NBA Finals against Boston, averaging 2.6 points and 1.8 rebounds in 7.0 minutes... **2006-07:** In 57 games (seven starts) with Orlando, averaged 8.9 points, 4.4 rebounds, 1.1 assists and 1.0 steals in 22.4 minutes while shooting a career-best 53.9 FG% from the floor, 0-of-7 from three-point range and 62.0 FT%... Scored in double-figures 24 times, including 20+ twice... Had 16 points and 10 rebounds vs. Miami on 12/30/06 for lone double-double of season... Missed five games with a sore right foot (Nov. 1-8) and 19 games with a sprained MCL in his right knee (Jan. 12-Feb. 21)... **PLAYOFFS:** Appeared in all four games of the First Round series vs. Detroit, averaging 2.8 points, 2.3 rebounds and 1.3 assists in 11.8 minutes... **2005-06:** In 57 games (10 starts) with New York and Orlando, averaged 4.6 points, 3.8 rebounds, 1.1 assists and 1.0 steals in 17.5 minutes while shooting 41.2 FG%, 1-of-5 from three-point range and 60.0 FT%... Traded to the Magic on Feb. 22... Scored in double-figures seven times... Grabbed 10+ rebounds three times and recorded two double-doubles... Missed two games due to back spasms (Jan. 30-31)... **2004-05:** In 80 games (12 starts) as a rookie with New York, averaged 5.9 points, 3.0 rebounds and 1.1 assists in 17.3 minutes while shooting 44.2 FG%, 23.1 3FG% and 69.5 FT%... On Nov. 3, 2004 at Minnesota, made NBA debut and became the youngest player to wear a Knicks uniform at 19 years, four months and four days old... Had a season-high 21 points vs. Phoenix on Jan. 25... Also had 11 rebounds in that game for his first career double-double and only one of his rookie season... Recorded 10+ points 18 times and 10+ boards twice total.

College

Played one season at UCLA (2003-04)... In 25 games (23 starts) during his lone season with the Bruins, averaged 11.6 points, 6.5 rebounds, 2.1 assists and 1.7 steals while shooting 42.6 FG% and 23.7 3FG%... Earned All-Pac 10 Freshman Team honors... **HIGH SCHOOL:** Named a Parade Second-Team All-American after prep career at Westchester High School in Los Angeles... Had his jersey #4 retired by Westchester... Led Westchester to the CIF Div. I State titles in 2002 and 2003... In the 2002 state title game, a 73-63 Westchester victory over Oakland Tech, scored 21 of his 30 points in the game's final 16 minutes.

Personal

Born June 30, 1985 in Miami... He and wife, Bree, have three children, Tajh, Tristan and Taylor... Draws inspiration from the memory of his younger brother, Tajh, who died in a 1996 accident... Lists his mother, Lolita, as his most influential person growing up... Stepfather, Ken McClary, played basketball at the University of Florida and had an international pro career including time with the Sydney Kings of Australasia's NBL... Founded The Trevor Ariza Foundation, which is a non-profit organization dedicated to the support, information, education and advocacy of asthma disease... Primary goal of foundation is to increase awareness and educate patients and the general public about factors contributing to health problems in allergic and non-allergic asthmatic athletes and children... Watching former Suns guard Penny Hardaway play while growing up inspired him to play basketball... Also played football... Favorite books are The Art of War, Johnny Long Legs and The Outsiders... Enjoys helping people cope with problems and would have liked to become a psychologist if he wasn't playing basketball... Follow on Twitter @TrevorAriza

Deandre
Ayton

#22

**Center** **7-1** **250** **Current NBA Season: R****Born: 7/23/98, Nassau, Bahamas** **College: Arizona****Acquired: Selected with No. 1 overall pick in 2018 NBA Draft**

Pro Career

Led Suns with 14.5 points (59.5 FG%), 10.5 rebounds and 1.00 blocks per game at NBA Summer League 2018, appearing in four games... One of seven players in Las Vegas to average a double-double... Recorded at least 10 points and eight rebounds in each of his four games including two double-doubles... Posted 21 points and 12 rebounds in win vs. Sacramento on July 8 and 17 points and 13 rebounds in win vs. Orlando on July 9... Selected by the Suns with 1st overall pick in the 2018 NBA Draft on June 21, 2018... Signed with Suns on July 6, 2018.

Awards and Recognition

2018 All-NBA Summer League Second Team.

No. 1 Pick

The first-ever No. 1 overall pick in Suns franchise history... In NBA history, the first-ever No. 1 pick to be selected by a team in the same state where he played in both high school and college... The first-ever No. 1 pick from the University of Arizona and just the fourth player in NBA history to get drafted No. 1 by a team in the same state where he played in college, joining Michael Olowokandi in 1998, Hakeem Olajuwon in 1984 and Oscar Robertson in 1960 (in addition, LeBron James went No. 1 straight from Ohio's St. Vincent-St. Mary High School to Cleveland in 2003)... The first-ever No. 1 pick to play high school ball in Arizona, playing his final two seasons at Phoenix's Hillcrest Prep, and just the fifth player in NBA history to get drafted No. 1 overall by a team in the same state where he finished his high school career, joining Derrick Rose in 2008, LeBron James in 2003, Art Heyman in 1963 and Sihugo Green in 1956... The 13th player born outside the United States to be drafted No. 1 overall and second from the Bahamas, joining Mychal Thompson by Portland in 1978.

College

Played one season at Arizona, earning Consensus First Team All-America honors, winning the 2018 Karl Malone Power Forward of the Year Award, Pac-12 Player of the Year, Pac-12 Freshman of the Year and Pac-12 Tournament Most Outstanding Player... Became the first player in conference history to win Player of the Year, Freshman of the Year and Tournament MOP in the same season, and joined Shaareef Abdur-Rahim and Kevin Love as the only players to win Player of the Year and Freshman of the Year in the same season... Averaged 20.1 points, 11.6 rebounds and 1.9 blocks while shooting 61.2 FG%... Set an Arizona program record and Pac-12 freshman record with 24 double-doubles... His single-season marks in points (704), rebounds (405), blocks (66) and field goal percentage each set the Arizona freshman season records and rank in the top ten in program history overall... Became the first Arizona player to average at least 20 points and 10 rebounds since 1974-75, and joined Marvin Bagley III, Michael Beasley, Kevin Durant, Carmelo Anthony and Kris Humphries as the only freshmen to do so in the past 25 years... Twice won Pac-12 Player of the Week honors... Twice scored career-high 32 points, doing so in consecutive games against UCLA and USC in the semifinals and finals of the Pac-12 Tournament, leading Arizona to the crown... Had career-high 20 rebounds plus 26 points on Senior Day vs. Cal, the first 20-20 game by a Wildcat since 1976... Played at Talking Stick Resort Arena on Dec. 5, posting 13 points and 10 rebounds as the Wildcats beat Texas A&M in the Valley of the Sun Shootout... In four games in Las Vegas (one at UNLV, three in Pac-12 Tournament), went 4-0 and averaged 25.5 points (58.9 FG%), 12.0 rebounds and 2.3 blocks... **HIGH SCHOOL:** Played his final two seasons at Hillcrest Prep in Phoenix... As a senior in 2016-17, led the Bruins to a 33-6 record and The Grind Session National Championship, averaging 26 points, 15 rebounds and 3.5 blocks... ESPN's No. 3 overall prospect in the Class of 2017, was a McDonald's All-American, Naismith Trophy High School All-American, USA TODAY ALL-USA First Team selection and played

College Career Statistics

YEAR	TEAM	G	MIN	FIELD GOALS		3-POINT		FREE THROWS		REBOUNDS		AST	STL	BLK	PTS	- AVERAGES -		
				FGM-FGA	PCT	FGM-FGA	PCT	FTM-FTA	PCT	OFF-DEF	TOT					RPG	APG	PPG
17-18	Arizona	35	1172	276-451	.612	12-35	.343	140-191	.733	118-287	405	57	20	66	704	11.6	1.6	20.1

in the Jordan Brand Classic and Nike Hoop Summit... As a junior at Hillcrest Prep in 2015-16, was a teammate of Marvin Bagley III... Began his high school career at Balboa City School in San Diego... Before his sophomore year of high school in August 2014, had 17 points and 18 rebounds plus the game-winning three-pointer in an 84-83 exhibition win over the University of North Carolina while playing for the Providence Storm, a club team in the Bahamas.

International Career

Represented the Bahamas at 2016 Centrobasket in Panama, averaging 16.0 points, 11.0 rebounds and 3.5 blocks in four games... Participated in the 2016 NBA Basketball Without Borders Global Camp in Toronto.

Personal

Born July 23, 1998 and raised in Nassau, Bahamas... Mother is Andrea Ayton and stepfather is Alvin Ayton... Has four siblings... Began seriously pursuing basketball at age 12 after taking \$100 he earned working with his stepfather as a plumber to attend the Jeff Rodgers Basketball Camp, the Bahamas' premier summer basketball program... Showed potential as a tall, energetic 12-year-old who could dunk and later that summer (2011) moved to San Diego to attend Balboa City School... Transferred to Hillcrest Prep and his mother moved to Phoenix when he was 17 in 2015... Growing up, his mother thought he'd be a comedian... Loves music; played the drums and sang in church and school while in the Bahamas... Played soccer as a child before basketball became a priority... Follow on Twitter @DeandreAyton



Dragan Bender #35



Forward **7-1** **225** **Current NBA Season: 3**
Born: 11/17/97, Capljina, Bosnia and Herzegovina **Club: Maccabi Tel Aviv (Israel)**
Acquired: Selected with No. 4 overall pick in 2016 NBA Draft

2017-18

Played in five games at NBA Summer League 2018, averaging 6.6 points and 5.2 rebounds... In his second NBA season was the only Sun to play in all 82 games and became just the third Suns player in franchise history to do so before turning 21 years old (Marquese Chriss, Amar'e Stoudemire)... Averaged career highs of 6.5 points, 4.4 rebounds, 1.6 assists and 0.65 blocks while shooting 36.6 3FG% and 76.5 FT%... Started 37 games... Made 118 three-pointers, second-most ever by a 7-footer in one of his first two seasons (Lauri Markkanen) and had the fourth-highest three-point percentage by a 7-footer in one of his first two seasons (Dirk Nowitzki, Andrea Bargnani, Karl-Anthony Towns)... Closed the season strong with three double-doubles in the final five games, averaging 13.0 points (53.3 FG%, 46.7 3FG%), 10.4 rebounds, 2.8 three-pointers and 1.00 blocks over this stretch... For the season, ranked 21st in the NBA by contesting 10.6 shots per game and 11th with 868 total shots contested... Posted 16 games scoring 10+ points, two games with 20+ points, four games with 10+ rebounds and three double-doubles... Scored career-high 23 points vs. Denver on Feb. 10... Tallied 20 points, a career-high six three-pointers and three blocks vs. Oklahoma City on Jan. 7, joining Kevin Durant as the only players to have 6+ three-pointers and 3+ blocks in a game before turning 21 years old... Grabbed career-high 14 rebounds and scored 14 points vs. Golden State on April 8... Dished out career-high eight assists at Atlanta on March 4... Blocked career-high four shots at Philadelphia on Dec. 4... Made first career start on Nov. 28 at Chicago... Assisted Tyson Chandler's game-winning alley oop vs. Memphis on Dec. 26.

Career Notes

Two-year NBA player who is still just 20 years old... Holds career averages of 5.4 points, (37.8 FG%, 34.5 3FG%, 69.4 FT%), 3.7 rebounds and 1.2 assists in 125 games (37 starts), all with the Suns... Has 21 career games with 10+ points and two with 20+ points, five games with 10+ rebounds and four double-doubles... At 18 years, 217 days old at time of the draft was the youngest player in the 2016 NBA Draft class and the youngest player ever drafted by the Suns... Became the first Croatian ever selected by the Suns and the highest-drafted Croatian ever in the NBA Draft by being taken fourth overall... **TRANSACTIONS:** Selected by the Suns with the fourth overall pick in the first round of the 2016 NBA Draft... Signed with Suns on July 7, 2016... **2016-17:** The youngest player in the NBA during his rookie season, averaged 3.4 points, 2.4 rebounds and 0.51 blocks in 13.3 minutes in 43 appearances... Ranked fifth on the NBA rookie leaderboard with 0.51 blocks per game... Scored 10+ points in five games and grabbed 10+ rebounds once, posting one double-double... Scored in double-digits in back-to-back games from Dec. 26-28... Had season-highs of 11 points, 13 rebounds and three steals, and tied high of two blocks at Houston on Dec. 26; at 19 years, 39 days old at time of game became youngest player in Suns history to record a double-double... Scored 10 points in the season opener while still just 18 years old; became just the fourth 18-year-old in NBA history to score at least 10 points in a season opener, joining Devin Booker, LeBron James and Dwight Howard... Along with Devin Booker, Marquese Chriss and Derrick Jones was one of four

NBA Regular Season Statistics

YEAR	TEAM	G	MIN	FIELD GOALS		3-POINT		FREE THROWS		REBOUNDS		AST	STL	BLK	PTS	- AVERAGES -		
				FGM	PCT	FGM	PCT	FTM	PCT	OFF-DEF	TOT					RPG	APG	PPG
16-17	Phoenix	43	574	57-161	.354	28-101	.277	4-11	.364	23-80	103	23	10	22	146	2.4	0.5	3.4
17-18	Phoenix	82	2069	187-484	.386	118-322	.366	39-51	.765	40-321	361	130	22	53	531	4.4	1.6	6.5
TOTALS		125	2643	244-645	.378	146-423	.345	43-62	.694	63-401	464	153	32	75	677	3.7	1.2	5.4

Career Highs

POINTS - 23 (2/10/18 vs. Denver)

REBOUNDS - 14 (4/8/18 vs. Golden State)

ASSISTS - 8 (3/4/18 at Atlanta)

BLOCKS - 4 (12/4/17 at Philadelphia)

STEALS - 3 (12/26/16 at Houston)

FGM - 9 (2/10/18 vs. Denver)

FGA - 15 (2/10/18 vs. Denver)

3-PT FGM - 6 (1/7/18 vs. Oklahoma City)

3-PT FGA - 8 (5 times, last 4/6/18 vs. New Orleans)

FTM - 5 (3/10/18 at Charlotte)

FTA - 6 (3/10/18 at Charlotte)

MINUTES - 41 (4/8/18 vs. Golden State)



teenagers on Suns opening night roster, the first team in NBA history with four teens (no previous team had as many as three)... Missed three games from Jan. 26-30 with right ankle soreness/contusion and underwent right ankle surgery on Feb. 8, missing 28 straight games from Feb. 3-April 1.

International Career

NATIONAL TEAM: Played for Croatia's national team at FIBA EuroBasket 2017, averaging 4.3 points, 2.0 rebounds and 1.0 assists in 15.4 minutes over six games as Croatia placed 10th in the event... Had his best game at EuroBasket 2017 in the final game of the group phase against Czech Republic, scoring 10 points to go with seven rebounds, four assists and two blocks... For Croatia's junior national teams, owns career FIBA averages of 10.1 points (48.4 FG%), 8.6 rebounds, 3.6 assists, 1.5 blocks and 26.4 minutes in 23 games... Named All-Tournament at the 2014 U18 European Championship in Turkey after averaging 14.4 points, 10.4 rebounds, 4.9 assists and 2.2 blocks in nine games to help Croatia to a third-place finish... Scored 34 points and grabbed 14 rebounds in 29 minutes against Lithuania at the 2014 U18 European Championship... Also competed at the 2013 U16 European Championship and the 2012 U16 European Championship... **PROFESSIONAL:** Played four professional seasons in Europe, most recently playing the 2015-16 season with Maccabi Tel Aviv of the Israeli Premier League and the Euroleague... With Maccabi Tel Aviv, averaged 5.5 points (47.9 FG%, 41.1 3FG%, 73.3 FT%) and 2.7 rebounds in 13.4 minutes over 25 Israeli Premier League games... In 10 Euroleague and Eurocup games, averaged 1.5 points and 1.2 rebounds in 8.6 minutes... Reached double figures in scoring six times in Israeli Premier League games with Maccabi Tel Aviv, recording season-highs of 16 points, six rebounds, three steals and 29 minutes vs. Holon on Dec. 31... Spent the 2014-15 season with Ironi Ramat Gan in Israel's National League (second-tier league) on loan from Maccabi Tel Aviv... Averaged 9.7 points, 7.4 boards, 2.6 assists and 1.1 blocks in 28 games with Ironi Ramat Gan; at 17, he was the youngest of 10 candidates for the FIBA Europe Young Men's Player of the Year Award... In 2013-14, averaged 12.0 points over 14 games with KK Ribola Kastela in the Croatian A-2 League, capturing the title (on his game-winning dunk) and helping the team move into the A-1 League where he posted 16.4 points, 9.4 rebounds and 2.1 assists in eight games... Also played for Kastela in the Croatian Youth Championship where he averaged 21.6 points, 16.4 rebounds and 4.4 assists... Made his pro debut at age 15 with KK Split in Croatia's A1 league, totaling two points in six minutes during the 2012-13 season... Over three seasons from 2012-15, played 23 games at the International Junior Tournament with the U18 teams of KK Split, KK Cedevita and Maccabi Tel Aviv, averaging 11.3 points, 7.9 rebounds, 2.6 assists and 1.6 blocks... Participated in the 2013 Jordan International Classic, the 2014 and 2015 adidas Eurocamps, and the 2015 NBA Basketball Without Borders Global Camp at NBA All-Star Weekend in New York.

Personal

Born in Capljina, Bosnia and Herzegovina, near the Croatian border... Son of Rafo and Bernada Bender... Older brother Ivan plays basketball at the University of Maryland... At age 12 moved with Ivan to Split, Croatia to play at a basketball academy run by Nikola Vujcic, a member of the 2001-10 Euroleague All-Decade Team... Modeled his game after Toni Kukoc, a Croatian and three-time NBA champion as a member of the Chicago Bulls whom he grew up idolizing... Follow on Twitter @DBender03

Devin Booker

#1



Guard 6-6 210 Current NBA Season: 4

Born: 10/30/96, Grand Rapids, MI College: Kentucky

Acquired: Selected with No. 13 overall pick in 2015 NBA Draft;
Signed max contract extension on July 7, 2018

2017-18

Underwent successful surgery to repair an injury to the fifth metacarpophalangeal joint in his right hand on Sept. 10, 2018; expected recovery time is approximately six weeks... Posted career highs of 24.9 points, 4.5 rebounds, 4.7 assists, 43.2 FG% and 38.3 3FG% in 54 games, one of just three players in the NBA in 2017-18 to post those numbers or better in those categories along with Stephen Curry and Kevin Durant... Also shot career-high 87.8 FT%, ranking 13th in the NBA... His 24.9 points per game were the most by a Sun since Amar'e Stoudemire (25.2) in 2007-08... Made 2.7 three-pointers per game, second most in Suns history (Quentin Richardson, 2.9 in 2004-05)... Posted an Effective Field Goal Percentage of 50.1% to become just the third player age 21 or younger in NBA history to average at least 24 points and four assists with an eFG% over 50%, joining Michael Jordan and LeBron James (twice)... Despite being limited to just 54 games due to injury, ranked seventh in the NBA with 22 30-point games; had the second-highest frequency in the NBA by scoring 30+ points once every 2.5 games (trailing only Anthony Davis)... Led NBA players age 21 or younger by averaging 24.9 points; in fact, this was the ninth-highest average ever by a player before turning 22... By averaging at least 24 points and four assists in his third season, became just the sixth player to do so since 1985; each of the previous five would go on to win either NBA MVP and/or NBA Finals MVP: Derrick Rose, LeBron James, Dwyane Wade, Allen Iverson and Michael Jordan... Averaged 28.0 points after the All-Star break, fifth-highest in the NBA... Ranked fifth in the NBA with 27.1 points per game on the road... On March 2 vs. Oklahoma City, became the third-youngest player in NBA history to reach 4,000 career points (LeBron James, Kevin Durant), doing so at 21 years, 123 days old... Had 52 games with 10+ points, 34 with 20+ points, 22 with 30+ points (fifth-most in Suns history) and three with 40+ points... Had two games with 10+ rebounds, two with 10+ assists and four double-doubles... Scored 30+ points in four straight games from Feb. 24-March 2, the longest streak by a Sun since Stoudemire in 2004... Scored 30+ points in six of seven games from Feb. 24-March 8, tied for the most 30-point outings over a seven-game span in Suns history, matching Charlie Scott, Charles Barkley and Stoudemire... Made Suns single-season record 60 consecutive free throw attempts from Jan. 7-Feb. 14... Scored season-high 46 points at Philadelphia on Dec. 4, scoring 32 in the second half and shooting 17-32 FG despite nine straight misses in the first quarter... 46 at Philadelphia followed 38 at Boston on Dec. 2 in his first game at TD Garden since scoring 70... Scored the Suns' final 21 points (tying his own franchise record) in scoring 43 points at Portland on Jan. 16... His third 40-point game of season came with 40 plus 10 rebounds and seven assists at New Orleans on Feb. 26... Scored 39 points vs. Oklahoma City on March 2, the highest-scoring game of his career in Phoenix... Scored 34 points, including 16 on 11-11 FT in the fourth quarter to erase 10-point deficit in final three minutes to beat Atlanta on Jan. 2... Tied career high with six three-point makes on three occasions (Nov. 17 at L.A. Lakers, Feb. 14 at Utah, March 2 vs. Oklahoma City)... Had career-high 11 rebounds vs. L.A. Lakers on Oct. 20, finishing two assists shy of his first career triple-double... Had two games with 10 assists, both against Houston (Nov. 16, Jan. 28)... Blocked career-high three shots vs. Milwaukee on Nov. 22... Missed one game with right great toe inflammation (Nov. 26), nine games with a left adductor strain (Dec. 7-23), one game with a right rib contusion (Jan. 29), four games with a left hip pointer (Feb. 6-12), one game with a left tricep strain (March 10) and 12 games with a right hand sprain (March 17-April 10).

Awards and Recognition

2018 JBL Three-Point Contest Champion at NBA All-Star in Los Angeles, scoring event-record 28 points in finals... Member of USA Basketball's 2018-20 Men's National Team and participated in minicamp in Las Vegas in July 2018... 2015-16 NBA All-Rookie First Team... Finalist for Performance of the Year in the Fan Vote for NBA Awards 2017 for his 70-point game... Played in BBVA Compass Rising Stars Challenge at NBA All-Star 2017 in New Orleans and NBA All-Star 2016 in Toronto... Participated in Taco Bell Skills Challenge at NBA All-Star 2017 in New Orleans and was a finalist in the Foot Locker Three-Point Contest at NBA All-Star 2016 in Toronto... Participated with the 2016 USA Select Team, training against the 2016 U.S. Olympic Team.

Career Notes

Three-year pro who has totaled 4,120 points and became the third-youngest in NBA history to reach 4,000 points at 21 years, 123 days old, behind only LeBron James and Kevin Durant... Holds career averages of 19.8 points (42.6 FG%, 36.5 3FG%, 84.9 FT%), 3.5 assists, 3.3 rebounds, 0.8 steals and 32.2 minutes in 208 games (183 starts)... His 4,120 total points are third-most through three career seasons in Suns history, trailing only Walter Davis and Amar'e Stoudemire... Totaled 393 three-point makes through three seasons, most ever by a player before turning 22 and ninth-most in NBA history by any player through his first three seasons

(third this decade behind only Damian Lillard and Klay Thompson)... Has 177 career games with 10+ points, 97 with 20+, 42 with 30+, four with 40+ and one with 50/60/70+... Since 2000, only LeBron James (70), Kevin Durant (60) and Dwyane Wade (53) recorded more 30-point outings through 200 games than Booker's 37 through 200... Has four career games with 10+ assists, three with 10+ rebounds and seven double-doubles... Is the only active player in the NBA with a 70-point game, giving him the highest-scoring career-high of any player currently in the league... Nine of the 10 highest-scoring games of his career have come away from home... **FRANCHISE RECORDS:** Scored Suns record 70 points at Boston on March 24, 2017, including franchise record 51 in the second half... Tied his own record for most points in a quarter with 28 in the fourth at Boston on March 24, 2017, matching his 28 vs. Dallas in Mexico City on Jan. 12, 2017... Also scored 27 in the second quarter vs. Milwaukee on Feb. 4, 2017, giving him each of the top three spots for points in a quarter in Suns history... Set Suns record for most field goals attempted in a game (40), half (26, second) and quarter (16, fourth) at Boston on March 24, 2017... Set Suns record for most free throws made in a game (24) and half (20, second) at Boston on March 24, 2017, with his 20 free throw makes tying Michael Jordan's NBA record... Set Suns record for most free throws attempted in a game (26) and a half (21, second) at Boston on March 24, 2017... Set Suns single-season record for most consecutive free throws made with 60 straight from Jan. 7-Feb. 14, 2018... Has scored a franchise record 21 consecutive Suns points on three different occasions (vs. Dallas in Mexico City on Jan. 12, 2017, vs. Oklahoma City on April 7, 2017 and at Portland on Jan. 16, 2018); previously Steve Nash held the record with 18 consecutive Suns points... **CAREER BUZZER-BEATERS:** Has four career buzzer-beaters to either win a game or force overtime at the end of the fourth quarter... Made a 29-foot turnaround to force OT vs. Milwaukee on Nov. 22, 2017... Led the NBA in 2016-17, making two of the Suns' league-high four game-winning buzzer-beaters: landed in jumper to give Suns 105-103 win at Sacramento on Feb. 3, 2017; hit fadeaway to give Suns 100-98 win at Dallas on March 11, 2017... Also made a baseline jumper at the buzzer to force overtime at New Orleans on Nov. 4, 2016... **TRANSACTIONS:** Selected by the Suns with the 13th overall pick (first round) in the 2015 NBA Draft... Signed with the Suns on July 13, 2015... Signed max contract extension with Suns on July 7, 2018... **2016-17:** In second season led the Suns with 22.1 points per game (25th in NBA) as his scoring average was the third-highest ever by a player in a season that ends while still 20 years old behind only LeBron James in 2004-05 and Kevin Durant in 2008-09... In addition to 22.1 points (42.3 FG%, 36.3 3FG%, 83.2 FT%), averaged 3.4 assists, 3.2 rebounds and 0.92 steals in 35.0 minutes (15th in NBA) in 78 games (all starts)... His scoring average trailed only Walter Davis (23.6 in 1978-79) for the second-highest by a Suns player in his second pro season... Led the NBA with six quarters scoring 20+ points and had three quarters scoring 27+ points, the most by an NBA player in a season since Kobe Bryant in 2005-06 and more than the rest of the NBA combined in 2016-17 (two)... Shot 39.0 3FG% after Jan. 1, 24th in the NBA among those making at least 2.0 per game... Scored in double-digits in 75 games including 47 with 20+, 14 with 30+ and one with 40/50/60/70+... 14 games scoring 30+ were most by Sun since Amar'e Stoudemire in 2009-10... Led the Suns in scoring 32 times... Scored 20+ points in 16 straight games from Jan. 3-Feb. 4 as he became the youngest player in NBA history to do so in at least 16 straight... His streak scoring 20+ was fifth-longest in Suns history and the longest by a first- or second-year NBA player since Vince Carter in 2000... Became the youngest player in NBA history with back-to-back games scoring 38+ points from Nov. 4-6 (was Bernard King) then became youngest with back-to-back games scoring 39+ from Jan. 12-14 (was King)... Paired with Eric Bledsoe to become the first Suns backcourt duo to each average over 20 points since Davis and Paul Westphal in 1979-80... **70-POINT GAME (NBA CONTEXT):** Scored franchise record 70 points (21-40 FG, 4-11 3FG, 24-26 FT) at Boston on March 24, becoming just the sixth player in NBA history to record a 70-point game (Wilt Chamberlain, Kobe Bryant, David Thompson, David Robinson, Elgin Baylor) as his was just the 11th overall... Among guards, his was the third-highest scoring game in NBA history, behind Bryant and Thompson and just ahead of Michael Jordan's high of 69... 70-point performance was the first in the NBA in over 11 years since Bryant (81) did so on Jan. 22, 2006; 70-point game on March 24, 2017 came one year and one day after he played his lone game against Bryant with Bryant giving him a signed pair of shoes signed "Be Legendary"... At 20 years, 145 days old at the time of his 70-point game, became the youngest player to score 70 (was Thompson); in fact, became youngest to score at least 60 (was Jerry West) and the third-youngest to score at least 50 (Brandon Jennings, LeBron James)... Scored 51 of his 70 points in the second half, the first 50-point half since Bryant's 81-point game... Tied Jordan's NBA record for most free throws made in one half, making 20 in the second half... **70-POINT GAME (SUNS CONTEXT):** 70 points surpassed Tom Chambers' previous Suns record of 60 set 27 years to the day earlier on March 24, 1990 vs. Seattle... Recorded just the sixth 50-point game in Suns history—his 51 points in second half alone would be fifth-highest scoring game in team history... 51-point second half broke previous Suns record for points in a half of 43 held by Eddie Johnson in the second half at L.A. Clippers on Nov. 12, 1988... Also set Suns records for most field goal attempts in a game with 40 (was 37 by Charlie Scott on Dec. 19, 1973 and Gail Goodrich twice), most free throws made in a game with 24 (was 23 by Kevin Johnson on April 9, 1990), most free throws made in a half with 20 in

continued...

NBA Regular Season Statistics

YEAR	TEAM	G	MIN	FIELD GOALS			3-POINT			FREE THROWS			REBOUNDS		AST	STL	BLK	PTS	- AVERAGES -			
				FGM-FGA	PCT	FGM-FGA	PCT	FGM-FGA	PCT	FTM-FTA	PCT	FTM-FTA	PCT	OFF-DEF	TOT				RPG	APG	PPG	LGR
15-16	Phoenix	76	2108	367-867	.423	99-289	.343	215-256	.840	27-160	.187	200	44	20	1048	2.5	2.6	13.8				
16-17	Phoenix	78	2730	606-1431	.423	147-405	.363	367-441	.832	46-203	.249	268	72	21	1726	3.2	3.4	22.1				
17-18	Phoenix	54	1865	455-1054	.432	147-384	.383	289-329	.878	26-218	.124	253	47	14	1346	4.5	4.7	24.9				
TOTALS		208	6703	1428-3352	.426	393-1078	.365	871-1026	.849	99-581	.168	721	163	55	4120	3.3	3.5	19.8				

Career Highs

POINTS - 70 (3/24/17 at Boston)

REBOUNDS - 11 (10/20/17 vs. L.A. Lakers)

ASSISTS - 11 (3/12/16 at Golden State)

BLOCKS - 3 (11/22/17 vs. Milwaukee)

STEALS - 4 (1/2/16 at Sacramento)

FGM - 21 (3/24/17 at Boston)

FGA - 40 (3/24/17 at Boston)

3-PT FGM - 6 (7 times, last 3/2/18 vs. Oklahoma City)

3-PT FGA - 14 (3 times, last 2/14/18 at Utah)

FTM - 24 (3/24/17 at Boston)

FTA - 26 (3/24/17 at Boston)

MINUTES - 46 (1/16/17 vs. Utah)

Devin Booker... continued

the second half (was 17 by Kevin Johnson on April 9, 1990), most free throws attempted in a non-overtime game with 26 (was 25 by Connie Hawkins on Jan. 17, 1970) and most free throw attempts in a half with 21 in the second half (was 19 by Jason Kidd on March 22, 1999)... Tied his own franchise record for points in a period with 28 points in the fourth quarter... Scored a then career-high 38 points at New Orleans on Nov. 4, then reset it the next game with 39 points at L.A. Lakers on Nov. 6... Matched his then career-high of 39 points in consecutive games in Mexico City, scoring 39 vs. Dallas on Jan. 12 then 39 vs. San Antonio on Jan. 14... 39-point performances set then matched the individual scoring highs for all NBA regular season games ever played in Mexico... In addition to career-high 70 points at Boston on March 24, grabbed a season-high eight rebounds... Dished out a season-high nine assists on three occasions: March 2 vs. Charlotte, March 30 vs. LA Clippers, April 2 vs. Houston... Tied career-high with six three-point makes on Nov. 21 at Washington and Jan. 12 vs. Dallas... Missed one game to a sore right great toe (Oct. 31), two games to right ankle soreness (March 19, 28) and one game to rest (April 11)... **2015-16:** Turned in one of the best rookie seasons in Suns history and one of the best by a teenager in NBA history, earning NBA All-Rookie First Team honors after averaging 13.8 points, 2.6 assists and 2.5 rebounds in 76 games (51 starts)... Finished fourth in 2015-16 NBA Rookie of the Year voting... At 19 years, 166 days old at season's end, scored 1,048 points as a rookie to become the sixth player in NBA history to reach 1,000 points while still a teenager; the others: LeBron James, Kobe Bryant, Carmelo Anthony, Kevin Durant, Dwight Howard... Reached 1,000 career points at 19 years, 162 days old (April 9) to become the fourth-youngest to reach 1,000 in NBA history with only eventual MVP winners James, Bryant and Durant doing so younger... Became the fifth Suns rookie to score at least 1,000 points, joining Walter Davis, Alvan Adams, Michael Finley and Amar'e Stoudemire, as his 13.8 points per game trailed only Davis, Adams and Finley for most by a qualified Suns rookie... Ranked 1st among rookies by shooting 84.0 FT% (32nd among all NBA players), 4th with 13.8 points per game, 6th with 2.6 assists per game, 7th by shooting 34.3 3FG% and 7th by playing 27.7 minutes per game... 84.0 FT% (215-of-256) is highest ever by a qualified Suns rookie... Averaged 18.5 points over the season's final 44 games after permanently joining the starting lineup on Jan. 8... In 51 starts, averaged 17.4 points and 3.5 assists; his 17.4 points per start ranked 3rd among rookies... Recorded 50 games with 10+ points, 16 with 20+ points and six with 30+ points (Jan. 19; March 3, 9, 10, 28; April 5)... Posted three double-doubles, two games with 10+ assists and one game with 10+ rebounds... Six games with 30+ points led all rookies and were the most by an NBA rookie since Blake Griffin in 2010-11... Tied Adams for second-most 30+ point games by a Suns rookie behind Davis (17)... Seven of his 10 games scoring 25+ points came in the month of March; joined O.J. Mayo, Anthony, Tim Duncan and Allen Iverson as only rookies since 1996-97 to record at least seven games with 25+ points in a calendar month... In March, ranked first among rookies with 22.4 points per game and tied for first with 4.9 assists per game... Also led rookies with 17.3 points per game in January... Scored in double-digits in a career-long 14 straight games to end the season, scoring 14+ in each, averaging 20.6 points... Made a three-pointer in 14 straight games from March 14-April 9, the longest streak ever by a Suns rookie... Finished with 99 three-pointers, second to Wesley Person (116) for most by a Suns rookie... In his first 20 NBA games, made 17 of his first 23 three-point attempts (73.9 percent), the highest percentage in NBA history by a player in his first 20 career games (min. one attempt per game)... Scored 30+ points in consecutive games from March 9-10, joining James as the only teenagers in NBA history with 30+ points in back-to-back games, becoming the first NBA rookie to do so since Chris Copeland in 2013 and the first Suns rookie since Davis in 1976... Became first Suns player overall with consecutive 30-point games since Stoudemire in 2010... Recorded the first of his six 30-point games with 32 vs. Indiana on Jan. 19 at an age of 19 years, 81 days to become the third-youngest player in NBA history (James, Durant) to post his first 30-point game... Made a career-high six three-pointers vs. Indiana on Jan. 19 (later matched on Feb. 2) to become the youngest player in NBA history to make at least six three-pointers in a game... Scored a then career-high 35 points at Denver on March 10, shooting 10-11 FT... Grabbed a then career-high 10 rebounds plus 17 points vs. Charlotte on Jan. 6 to record first career double-double... Dished out a career-high 11 assists to go with zero turnovers and 18 points at Golden State on March 12... Recorded first points-assists double-double with 15 points and 10 assists vs. Golden State on Feb. 10, becoming the second-youngest player in NBA history to record his first points-assists double-double (James) and the first Suns rookie to record one



since Steve Nash... Shot a perfect 10-10 FT at the L.A. Lakers on March 18, joining Finley and Adams as the only Suns rookies to ever shoot 100 percent from the stripe on 10+ attempts... Made first career start (and first since high school after not starting at Kentucky) at San Antonio on Nov. 23 at an age of 19 years, 24 days... Became youngest player to start a game in Suns history and the 11th youngest in NBA history to make first start... Made NBA debut as an 18-year-old on Oct. 28 vs. Dallas to join Maciej Lampe as the only Suns to appear in a game while 18 years old... Scored 14 points in debut to become youngest Sun to score in double figures... Missed one game with a left ankle sprain (Nov. 2)... Finished third in the Foot Locker Three-Point Contest at NBA All-Star 2016 in Toronto, advancing to the finals where he finished behind winner Klay Thompson and runner-up Stephen Curry... At 19 years old, became the youngest participant in Three-Point Contest history and just the fourth rookie to compete... Made professional debut with the Suns at NBA Summer League 2015 in Las Vegas, averaging 15.3 points, 4.9 rebounds and 1.7 assists in seven games to help the Suns to a 5-2 record and a runner-up finish... Also played in two games at NBA Summer League 2016, averaging 26.0 points, 6.5 assists and 5.0 rebounds.

College

Played one season at the University of Kentucky in 2014-15... Earned SEC Sixth Man of the Year, Second Team All-SEC and All-SEC Freshman Team honors at Kentucky after averaging 10.0 points, 2.0 rebounds, 1.1 assists and 21.5 minutes in 38 games... Displayed his marksmanship by shooting 47.0 FG%, 41.1 3FG% and 82.8 FT%... His 41.1 3FG% ranked second-best for a freshman in Kentucky history (min. 100 attempts) and eighth-best overall... Won SEC Freshman of the Week honors a league-high five times including four straight from Jan. 12-Feb. 2... Scored in double figures 20 times, second-most on a loaded Kentucky team that had six players drafted in 2015 and started 38-0 to become the first undefeated team to reach the Final Four since UNLV in 1991... Kentucky's 38 wins tied for the most in NCAA history as the Wildcats also won SEC regular season and tournament titles... Averaged 7.2 points (45.7 FG%) in five NCAA tournament games... Twice recorded his career-high of 19 points, making 5-6 3FG in each performance, vs. UCLA at the United Center on Dec. 20 and UT-Arlington on Nov. 25... Among his teammates during his one season at Kentucky: Karl-Anthony Towns, Willie Cauley-Stein, Trey Lyles, Tyler Ulis and Andrew and Aaron Harrison... **HIGH SCHOOL:** After playing his high school freshman season at Grandville H.S. in Michigan, moved to Mississippi where he played his final three high school seasons at Moss Point (Miss.) H.S. where his father (a Moss Point H.S. alum) became an assistant coach following his international playing career... Finished his three-year career as Moss Point's all-time leading scorer with 2,518 points... Averaged 30.9 points for Moss Point as a senior, earning invitations to the McDonald's All-American and Jordan Brand Classic all-star games.

Personal

Full name is Devin Armani Booker... Born in Grand Rapids, Mich. which, along with Moss Point, Miss., he lists as his hometowns... Son of Veronica Gutierrez and Melvin Booker... Has a brother, Davon Wade, and a sister, Mya Powell... Father, Melvin, played in 32 NBA games with Houston, Denver and Golden State over the 1995-96 and 1996-97 seasons... Melvin had a distinguished playing career at the University of Missouri, earning Big Eight Player of the Year and Consensus Second Team All-America honors in 1994... Melvin also played professionally in the CBA and in Italy, Turkey and Russia... Growing up, Devin would spend summers with his father in Italy... While visiting his dad in Italy when he was 12, played one-on-one with Melvin's teammate for Armani Jeans Olimpia Milano, future NBA player Danilo Gallinari... Made the SEC First-Year Academic Honor Roll in his one year at Kentucky... Invited Jenna Warren, a teenaged Suns fan with Down syndrome who he befriended after she regularly watched warmups while wearing his jersey, to join him when he represented the Suns at the 2016 NBA Draft Lottery in New York... Served as an honorary coach for the NBA Cares Special Olympics Unified Basketball Game at NBA All-Star 2016... While at Kentucky developed a close relationship with Shaun Mimnaugh, a young Kentucky fan with autism; has remained involved with Shaun and worked to raise autism awareness... Is an avid ping pong player... Was in attendance at Drake's concert at Talking Stick Resort Arena in Sept. 2016 when Drake appeared on stage wearing Booker's Suns jersey... Follow on Twitter @DevinBook

Mikal Bridges

#25



Forward **6-7** **210** **Current NBA Season: R**

Born: 8/30/96, Philadelphia, PA **College: Villanova**

Acquired: Draft rights as No. 10 overall pick in 2018 NBA Draft from Philadelphia on June 21, 2018, for the draft rights to the No. 16 pick (Zhaire Smith) and a future first-round pick (via Miami)

Pro Career

At NBA Summer League 2018, averaged 6.2 points, 2.6 rebounds, 1.60 steals and 0.80 blocks in five games... Acquired by the Suns at the 2018 NBA Draft in a trade with Philadelphia after the 76ers selected him with the 10th overall pick... Acquired in exchange for the rights to the 16th pick (Zhaire Smith) and a future first-round pick (via Miami)... Signed with Suns on July 6, 2018... Will be the third Villanova player to play for the Suns, joining Ed Pinckney and Tim Thomas.

College

Won two NCAA Championships (2016 and 2018) during a decorated career at Villanova (2014-2018), increasing his role throughout his three seasons on the court, culminating in winning the 2017-18 Julius Erving Small Forward of the Year Award... For his career, averaged 11.3 points (52.5 FG%, 40.0 3FG%, 84.5 FT%), 4.3 rebounds, 1.4 steals and 27.3 minutes in 116 games... Villanova posted a 103-13 (.888) record in his 116 games with the program... As a junior in 2017-18, averaged 17.7 points (51.4 FG%, 43.5 3FG%, 85.1 FT%), 5.3 rebounds, 1.9 assists, 1.5 steals and 1.1 blocks in 40 games (all starts), earning AP Third Team All-American and First Team All-Big East honors in addition to winning the Julius Erving Award... Named to the 2018 All-Final Four Team as he averaged 17.2 points in six NCAA tournament games, including 19 to help Villanova beat Michigan in the championship game... Named Most Outstanding Player of the 2018 Big East Tournament after averaging 22.7 points to help the Wildcats win the title... Scored a career-high 28 points vs. Gonzaga at Madison Square Garden on Dec. 5, 2017... As a sophomore in 2016-17, was a co-winner of the 2016-17 Big East Defensive Player of the Year award (along with Josh Hart and Khyri Thomas) and averaged 9.8 points (54.9 FG%, 39.3 3FG%, 91.1 FT%), 4.6 rebounds, 2.0 assists, 1.7 steals and 29.8 minutes in 36 games (33 starts)... Came off the bench in all 40 games for the national champs in 2015-16, averaging 6.4 points, 3.2 rebounds, 1.1 steals and 20.3 minutes while wreaking havoc with his length at the top of the Wildcats' 1-2-2 three-quarter court pressure... Scored two points in 15 minutes in the championship game win against North Carolina... Redshirted the 2014-15 season... **HIGH SCHOOL:** Played at Great Valley High School in Malvern, Pennsylvania... Name first team All-State in Pennsylvania Class AAAA and to the Philadelphia Inquirer's All-Southeastern Pa. first team as a senior in 2013-14 after averaging 18.5 points, 7.2 rebounds, 2.4 assists, 2.4 blocks and 1.6 steals... Concluded his Great Valley career with 1,340 points, 511 rebounds, 181 assists, 158 blocks and 97 steals as the school posted a 69-11 (.863) record during his varsity career.

Personal


Born Aug. 30, 1996 in Philadelphia... Parents are Tyneeha Rivers and Jack Devine... His mother is the Global VP of Human Resources at Harris Blitzer Sports & Entertainment, which includes the Philadelphia 76ers, Delaware 87ers and New Jersey Devils among the properties in its portfolio... Has three siblings: Eric, Jack and Korey... Follow on Twitter @mikal_bridges

College Career Statistics

YEAR	TEAM	G	MIN	FIELD GOALS		3-POINT		FREE THROWS		REBOUNDS		AST	STL	BLK	PTS	- AVERAGES -		
				FGM-FGA	PCT	FGM-FGA	PCT	FTM-FTA	PCT	OFF-DEF	TOT					RPG	APG	PPG
14-15	Villanova			DNP - Redshirt														
15-16	Villanova	40	813	86-165	.521	23-77	.299	59-75	.787	36-92	128	35	42	26	254	3.2	0.9	6.4
16-17	Villanova	36	1073	128-233	.549	44-112	.393	51-56	.911	41-123	164	71	60	32	351	4.6	2.0	9.8
17-18	Villanova	40	1285	244-475	.514	104-239	.435	114-134	.851	54-158	212	77	61	43	706	5.3	1.9	17.7
TOTALS		116	3171	458-873	.525	171-428	.400	224-265	.845	131-373	504	183	163	101	1311	4.3	1.6	11.3

Isaiah Canaan

#0



Players

Guard **6-0** **200** **Current NBA Season: 6**

Born: 5/21/91, Biloxi, MS **College: Murray State**

Acquired: Re-signed on Aug. 3, 2018; Initially signed with Suns on Dec. 13, 2017, before being waived on Feb. 8, 2018

2017-18

In his fifth NBA season, played in 20 games with Phoenix and Houston, primarily playing with the Suns (19 games) before his season was cut short to an ugly left ankle fracture on Jan. 31... Averaged 9.1 points, 4.0 assists and 2.3 rebounds in 19 games (one start) with the Suns after being signed on Dec. 13... Career-high 3.8 assists per game for the season... Recorded 10 games scoring in double digits... Scored 10+ points off the bench in each of his first five games with the Suns from Dec. 16-23... Suns went 3-1 in his four games with 15+ points... Scored a season-high 17 points and had season-high three steals in win at Dallas on Dec. 18... Scored 15 points and dished out career-high nine assists vs. Minnesota on Dec. 23... In Suns debut, had 15 points, seven assists and five rebounds including the game-winning free throws with :06.1 left in a win at Minnesota on Dec. 16... Sustained a fractured left ankle in the first quarter vs. Dallas on Jan. 31 before undergoing surgery in Phoenix on Feb. 1... Missed three games with a left adductor strain (Jan. 5-12) and four games with a left ankle fracture (Feb. 2-7) before being waived on Feb. 8 to create a roster spot as he rehabbed... Played in one game with Houston, playing four minutes, between being signed on Oct. 24 and waived on Oct. 28... Participated in training camp with Oklahoma City after signing on Sept. 25 before being waived on Oct. 14... **G LEAGUE:** Played in one game with Northern Arizona of the G League after NAZ acquired him in a trade from Agua Caliente... Scored 18 points and had six assists in win over Santa Cruz on Dec. 12 in his one game with NAZ.

Awards and Recognition

NBA G League All-Star in 2014.

continued...

NBA Regular Season Statistics

YEAR	TEAM	G	MIN	FIELD GOALS		3-POINT		FREE THROWS		REBOUNDS		AST	STL	BLK	PTS	- AVERAGES -		
				FGM-FGA	PCT	FGM-FGA	PCT	FTM-FTA	PCT	OFF-DEF	TOT					RPG	APG	PPG
13-14	Houston	22	252	31-87	.356	18-55	.327	21-29	.724	7-17	24	22	8	4	101	1.1	1.0	4.6
14-15	Hou/Phi	47	938	146-378	.386	91-246	.370	49-60	.817	18-69	87	98	29	3	432	1.9	2.1	9.2
15-16	Philadelphia	77	1966	260-722	.360	176-485	.363	150-180	.833	20-154	174	137	56	12	846	2.3	1.8	11.0
16-17	Chicago	39	592	63-173	.364	25-94	.266	30-33	.909	6-44	50	37	22	1	181	1.3	0.9	4.6
17-18	Hou/PHX	20	422	52-137	.380	22-66	.333	46-51	.902	6-39	45	76	16	1	172	2.3	3.8	8.6
TOTALS		205	4170	552-1497	.369	332-946	.351	296-353	.839	57-323	380	370	131	21	1732	1.9	1.8	8.4

NBA Playoff Statistics

YEAR	TEAM	G	MIN	FIELD GOALS		3-POINT		FREE THROWS		REBOUNDS		AST	STL	BLK	PTS	- AVERAGES -		
				FGM-FGA	PCT	FGM-FGA	PCT	FTM-FTA	PCT	OFF-DEF	TOT					RPG	APG	PPG
16-17	Chicago	3	95	13-26	.500	5-14	.357	4-6	.667	0-4	4	4	3	0	35	1.3	1.3	11.7

Career Highs

POINTS - 31 (3/4/15, Philadelphia at Oklahoma City)

REBOUNDS - 7 (2 times, last 10/28/15, Philadelphia at Boston)

ASSISTS - 9 (12/23/17 vs. Minnesota)

BLOCKS - 2 (3 times, last 4/1/16, Philadelphia at Charlotte)

STEALS - 4 (2 times, last 1/30/16, Philadelphia vs. Golden State)

FGM - 10 (3/4/15, Philadelphia at Oklahoma City)

FGA - 18 (12/30/15, Philadelphia at Sacramento)

3-PT FGM - 8 (3/4/15, Philadelphia at Oklahoma City)

3-PT FGA - 13 (3/4/15, Philadelphia at Oklahoma City)

FTM - 8 (2 times, last 12/16/17 at Minnesota)

FTA - 10 (10/30/15, Philadelphia vs. Utah)

MINUTES - 42 (3/4/15, Philadelphia at Oklahoma City)

Isaiah Canaan... continued

Career Notes

Five-year NBA player who holds career averages of 8.4 points (36.9 FG%, 35.1 3FG%, 83.9 FT%), 1.9 rebounds and 1.8 assists in 20.3 minutes over 205 games (61 starts) with Houston, Philadelphia, Chicago and Phoenix... In 61 career starts has averaged 12.2 points, 2.7 rebounds and 2.4 assists in 28.7 minutes... Has 83 career games with 10+ points, including 12 with 20+ and one with 30+... Has appeared in three career playoff games, averaging 11.7 points, 1.3 assists and 1.0 steals in 31.7 minutes... Has played in 23 career G League games, averaging 21.5 points, 8.1 assists and 3.9 rebounds... **TRANSACTIONS:** Selected by Houston with the 34th overall pick in the 2013 NBA Draft... Signed with Rockets on July 14, 2013... Traded from Houston with a second-round pick to Philadelphia for K.J. McDaniels on Feb. 19, 2015... Signed with Chicago as a free agent on July 20, 2016... Waived by Chicago on June 30, 2017... Signed with Oklahoma City on Sept. 25, 2017... Waived by Oklahoma City on Oct. 14, 2017... Signed with Houston on Oct. 24, 2017... Waived by Houston on Oct. 28, 2017... Signed with Suns on Dec. 13, 2017... Waived by Suns on Feb. 8, 2018... Signed with Suns on Aug. 3, 2018... **2016-17:** Appeared in 39 games with Chicago, averaging 4.6 points, 1.3 rebounds and 0.9 assists in 15.2 minutes to help the Bulls make the postseason... Had six games with 10+ points including a season-high 17 points at L.A. Lakers on Nov. 20... **PLAYOFFS:** Averaged 11.7 points on 50.0 FG% in three games (two starts) for the Bulls against Boston in the First Round of the NBA Playoffs... **2015-16:** In third season and only full season with Philadelphia, had career year, averaging career-high 11.0 points in addition to 2.3 rebounds and 1.8 assists while registering career highs of 77 games and 39 starts... Scored 20+ points on eight occasions after doing so just four times entering the season... Had 44 games with 10+ points overall... Scored season-high 24 points twice: At Atlanta on Dec. 16 and vs. Indiana on April 2... **2014-15:** In second season, split 47 games (21 starts) with Houston and Philadelphia, averaging 9.2 points, 2.1 assists and 1.9 rebounds... In 22 games (12 starts) after being traded to the Sixers, averaged 12.6 points and 3.1 assists... Posted 20 games with 10+ points, four with 20+ and one with 30+... Scored career-high 31 points and made career-high eight three-pointers, in addition to seven rebounds and six assists for Sixers at Oklahoma City on March 4... **G LEAGUE:** Averaged 21.0 points and 8.5 assists in four games on assignment with Rio Grande Valley of the G League... **2013-14:** In rookie season with Houston, averaged 4.6 points, 1.1 rebounds and 1.0 assists... Scored his season high of 15 points in consecutive games on April 6 vs. Denver and April 8 at L.A. Lakers... Had three games total with 10+ points... **G LEAGUE:** A G League All-Star, averaged 21.8 points, 8.2 assists and 4.0 rebounds in 18 games on assignment with Rio Grande Valley... At time of his last recall, ranked second in the G League in assists per game and eighth in scoring average.

College

Historic four-year career at Murray State University, where he has his uniform No. 3 retired... Was a Consensus second-team All-American as a junior in 2012 and a two-time Ohio Valley Conference Player of the Year in 2012 and 2013... A three-time First Team All-OVC selection... Named OVC Freshman of the Year in 2010... Ranks fifth in Murray State history with 2,050 points and first with 304 three-pointers... For his career, averaged 15.5 points (45.0 FG%, 41.9 3FG%), 2.9 assists, 2.8 rebounds and 1.2 steals in 132 games... Racers won regular season OVC title in each of his four seasons... As a senior, averaged 21.8 points, 4.3 assists and 1.5 steals in 31 games... As a junior in 2011-12, led Murray State to 23-0 start and as high as No. 9 in the AP Poll as the team ultimately went 31-2 and won one game in the NCAA tournament... Averaged 19.0 points and 3.6 assists in 33 games... As a sophomore in 2010-11, averaged 11.7 points in 32 games... Averaged 10.4 points as a freshman in 2009-10, helping Murray State to an upset over Vanderbilt in the NCAA tournament... **HIGH SCHOOL:** Played at Biloxi and led his team to the 5A state title and a 30-3 record as a senior, averaging 24 points and seven assists... Named Mississippi State Tournament MVP.

Personal

Born May 21, 1991 in Biloxi, Mississippi... Son of Sardia Canaan and Nicole Martin and grandmother Bettye Ramsey... Nickname is "Lil' Sip"... Family lived out of a FEMA trailer for two years after Hurricane Katrina hit Biloxi... Does not know where he got his first NBA jersey but remembers it fondly as a Tracy McGrady Rockets jersey he lost in Hurricane Katrina... Majored in Advertising... Follow on Twitter @SIP03



Tyson Chandler #4



Center **7-1** **240** **Current NBA Season: 18**
Born: 10/2/82, Hanford, CA **High School: Dominguez (Compton, CA)**
Acquired: Signed as a free agent on July 9, 2015

2017-18

In his 17th season and third with the Suns, appeared in 46 games (all starts) and averaged 6.5 points on 64.7 FG% and 9.1 rebounds in 25.0 minutes... His 9.1 rebounds per game would have ranked 13th in the NBA (lacked enough total rebounds to qualify for league leaderboard)... 9.1 rebounds per game in 17th season were fourth most ever by a player in his 17th season or later, trailing only Tim Duncan twice and Robert Parish... Ranked 10th in the NBA with 3.9 screen assists per game... On Jan. 14 vs. Indiana, became the 40th player in NBA history to reach 10,000 career rebounds and joined Charles Barkley (Feb. 19, 1996) as the only players to reach 10,000 in a Suns uniform... Scored in double figures in eight games... Had 22 games with 10+ rebounds, four with 15+ and four double-doubles... Had 10+ rebounds in seven straight games from Dec. 29-Jan. 14... Scored season-high 15 points in addition to grabbing 10 boards at New York on Nov. 3... Grabbed season-high 18 rebounds and scored 14 points at Boston on Dec. 2... Slammed home game-winning alley oop on an inbound play that left :00.4 on the clock to beat Memphis on Dec. 26... Made each of his final eight field goal attempts of 2017-18 and 21 of final 25... Missed two games with back spasms (Nov. 8-10), four games to illness (Nov. 16-19, Jan. 26), two games to personal reasons (Dec. 7, Dec. 13), one game to rest (Feb. 7) and seven games to a neck spasm (Feb. 10, Feb. 14-March 2).

Awards and Recognition

NBA Champion with Dallas in 2011... 2011-12 NBA Defensive Player of the Year... Named to 2011-12 All-NBA Third Team... Named to NBA All-Defensive teams three times: First Team in 2012-13, Second Team in 2010-11 and 2011-12... Played in the 2013 NBA All-Star Game in Houston... Gold medalist representing USA Basketball at the 2012 Olympic Games, 2010 FIBA World Championship and 2007 FIBA Americas Championship... Played for Sophomores in the 2003 Rookie Challenge at NBA All-Star Weekend in Atlanta.

Career Notes

A 17-year veteran and owner of the third-highest field goal percentage in NBA history holds career averages of 8.6 points (59.6 FG%), 9.4 rebounds, 1.2 blocks and 28.3 minutes in 1,079 games (875 starts) with Chicago, New Orleans, Charlotte, Dallas, New York and Phoenix... In three seasons with Suns has averaged 7.4 points (62.7 FG%), 9.6 rebounds, 0.6 blocks and 25.6 minutes in 159 games (152 starts)... With 59.6 FG%, trails only DeAndre Jordan (67.3%) and Hall of Famer Artis Gilmore (59.9%) for best field goal percentage in NBA history among those with at least 2,000 makes... Led NBA with 67.9 FG% with New York in 2011-12 and led league in offensive rebounds in 2006-07 and 2007-08 with New Orleans... Enters 2018-19 ranked second among active players in offensive rebounds (3,412) and fifth active (39th all-time) in total rebounds (10,094)... Ranks fifth among active players and 46th in NBA history with 1,304 career blocks... Holds 289 career double-doubles, 38 games with 20+ points (three with 25+) and 31 games with 20+ rebounds (three with 25+)... Has appeared in 75 career playoff games (59 starts) in nine postseasons, with averages of 7.0 points (56.6 FG%, 63.4 FT%), 8.3 rebounds and 1.1 blocks, winning a title with Dallas in 2011... **TRANSACTIONS:** Originally selected with the No. 2 overall pick of the 2001 NBA Draft by the L.A. Clippers... Traded along with Brian Skinner on draft night to Chicago in exchange for Elton Brand... Re-signed with Chicago on Sept. 21, 2005... Traded by Chicago to New Orleans for P.J. Brown and J.R. Smith on July 14, 2006... Traded by New Orleans to Charlotte for Emeke Okafor on July 28, 2009... Traded with Alexis Ajinca by Charlotte to Dallas for Matt Carroll, Erick Dampier, Eduardo Najera and cash on July 13, 2010... As part of three-team trade, traded along with the draft rights to Ahmad Nivins and Giorgos Printezis to New York in a deal in which Dallas acquired Andy Rautins from New York along with a protected second round pick from Washington, while Washington received Ronny Turiaf, a 2013 second round pick and cash from New York and a second round pick from Dallas on Dec. 10, 2011... Traded along with Raymond Felton by New York back to Dallas for Jose Calderon, Samuel Dalembert, Wayne Ellington, Shane Larkin and two 2014 second round picks on June 25, 2014... Signed a multi-year contract with Phoenix on July 9, 2015... **2016-17:** Averaged 11.5 rebounds in his 16th NBA season and second with the Suns, the highest average by a player in his 16th season or later in NBA history... Joined Charles Barkley and Moses Malone as just the third player to average double-digits rebounding in his 16th pro season or later... Also averaged 8.4 points, 0.70 steals, 0.51 blocks and 27.6 minutes in 47 games (46 starts)... Though he did not qualify for the official league leaderboard, his 11.5 rebounds per game were 8th in the NBA and his 15.0 rebounds per 36 minutes were 5th... Rebounding average was highest by a Sun since Shawn Marion (11.8) in 2005-06... At 34 years old, joined Pau Gasol,

continued...

Tyson Chandler... continued

Marcus Camby, Dikembe Mutombo, Dennis Rodman, Barkley, Robert Parish, Elvin Hayes, Wilt Chamberlain and Bill Russell as the only players to average at least 11 boards while 34 or older... Shot 67.1 FG%, 2nd in the NBA behind only DeAndre Jordan... Scored 10+ points in 17 games, including two with 20+... Had 28 games with 10+ rebounds, 14 with 15+ and three with 20+... Recorded 12 double-doubles, including two 15/15 games... Became first Suns player with at least three 20-rebound games in a season since Barkley in 1993-94... Grabbed 15+ rebounds in seven straight games from Jan. 3-21, the longest streak in the NBA for the season and the longest in franchise history (was six straight by Jim Fox in the team's inaugural season)... Posted consecutive games with 20+ rebounds from Dec. 11-13, duplicating his own feat (Jan. 21-23, 2016) as the only player in Suns history with back-to-back games of at least 20 boards... Grabbed a season-high 23 boards vs. New York on Dec. 13 after posting 21 boards vs. New Orleans on Dec. 11... Also had 20 rebounds vs. Miami on Jan. 3... Grabbed 19 rebounds vs. Dallas in Mexico City on Jan. 12, the most boards ever in an NBA regular season game in Mexico... Matched his highest-scoring game as a Sun with 22 points on 9-9 FG plus 17 rebounds vs. Minnesota on Jan. 24; joined Mutombo (Dec. 14, 1999) as the only NBA players with at least 22 points and 17 rebounds while shooting 100 FG% since 1983... Became first Suns player to shoot 100 FG% on at least nine attempts since Xavier McDaniel (12-12) on Jan. 15, 1991... Also exceeded 20 points with 22 and 16 rebounds at Cleveland on Jan. 19... Played his 1,000th career game on Dec. 7 vs. Indiana (122nd player in NBA history), joining Steve Nash and Danny Ainge as the only players to play career game No. 1,000 with the Suns... Missed 12 games to personal reasons (Nov. 8-13, Nov. 18-23, March 12, April 7-11); one game to gastroenteritis (Jan. 16) and 22 games to rest (Feb. 11, Feb. 24-March 11, March 15-April 5)... **2015-16:** In his 15th NBA season and first with the Suns averaged 7.2 points (58.3 FG%), 8.7 rebounds and 24.5 minutes in 66 games (60 starts)... One of five NBA players to average at least eight rebounds while shooting at least 58 percent from the field... Ranked 1-21st in the NBA in rebounds per game and 10th after Jan. 19 with 10.3 per game in his final 33 games... Recorded 23 games scoring in double-digits and two with 20+ points, and 30 games with double-digit rebounds and two games with 20+ boards... Posted a team-high 20 double-doubles... Was outstanding in five games in the month of April, averaging 15.2 points (70.7 FG%) and 12.2 rebounds to

Players

NBA Regular Season Statistics

YEAR	TEAM	G	MIN	FIELD GOALS		3-POINT		FREE THROWS		REBOUNDS		AST	STL	BLK	PTS	-AVERAGES-		
				FGM-FGA	PCT	FGM-FGA	PCT	FTM-FTA	PCT	OFF-DEF	TOT					RPG	APG	PPG
01-02	Chicago	71	1389	151-304	.497	0-0	—	134-222	.604	114-229	343	54	28	93	436	4.8	0.8	6.1
02-03	Chicago	75	1827	257-484	.531	0-0	—	177-291	.608	169-345	514	76	37	106	691	6.9	1.0	9.2
03-04	Chicago	35	782	67-158	.424	0-1	.000	79-118	.669	82-188	270	23	17	43	213	7.7	0.7	6.1
04-05	Chicago	80	2189	207-419	.494	0-2	.000	226-336	.673	261-514	775	65	69	141	640	9.7	0.8	8.0
05-06	Chicago	79	2121	160-283	.565	0-1	.000	97-193	.503	265-449	714	81	41	104	417	9.0	1.0	5.3
06-07	New Orleans	73	2525	292-468	.624	0-1	.000	106-201	.527	320-584	904	66	37	129	690	12.4	0.9	9.5
07-08	New Orleans	79	2783	377-605	.623	0-1	.000	175-295	.593	322-606	928	81	45	84	929	11.7	1.0	11.8
08-09	New Orleans	45	1445	160-283	.565	0-0	—	77-133	.579	163-230	393	22	15	56	397	8.7	0.5	8.8
09-10	Charlotte	51	1163	109-190	.574	0-0	—	115-157	.732	114-206	320	16	17	55	333	6.3	0.3	6.5
10-11	Dallas	74	2059	266-407	.654	0-0	—	216-295	.732	206-486	692	32	36	80	748	9.4	0.4	10.1
11-12	New York	62	2061	241-355	.679	0-2	.000	217-315	.689	212-400	612	56	56	89	699	9.9	0.9	11.3
12-13	New York	66	2164	255-400	.638	0-0	—	179-258	.694	269-434	703	62	42	75	689	10.7	0.9	10.4
13-14	New York	55	1662	191-322	.593	0-1	.000	98-155	.632	159-370	529	59	36	63	480	9.6	1.1	8.7
14-15	Dallas	75	2286	293-440	.666	0-0	—	185-257	.720	294-570	864	84	42	91	771	11.5	1.1	10.3
15-16	Phoenix	66	1618	183-314	.583	0-1	.000	106-171	.620	175-401	576	64	36	44	472	8.7	1.0	7.2
16-17	Phoenix	47	1298	153-228	.671	0-0	—	91-124	.734	154-385	539	30	33	24	397	11.5	0.6	8.4
17-18	Phoenix	46	1151	121-187	.647	0-0	—	58-93	.624	134-284	418	53	16	27	300	9.1	1.2	6.5
TOTALS		1079	30523	3483-5847	.596	0-10	.000	2336-3614	.646	3412-6682	10094	924	603	1304	9302	9.4	0.9	8.6

NBA Playoff Statistics

YEAR	TEAM	G	MIN	FIELD GOALS		3-POINT		FREE THROWS		REBOUNDS		AST	STL	BLK	PTS	-AVERAGES-		
				FGM-FGA	PCT	FGM-FGA	PCT	FTM-FTA	PCT	OFF-DEF	TOT					RPG	APG	PPG
04-05	Chicago	6	172	19-40	.475	0-0	—	32-46	.696	29-29	58	8	1	13	70	9.7	1.3	11.7
05-06	Chicago	6	104	4-6	.667	0-0	—	3-10	.300	8-19	27	3	2	2	11	4.5	0.5	1.8
07-08	New Orleans	12	412	43-68	.632	0-0	—	10-16	.625	45-78	123	5	5	20	96	10.3	0.4	8.0
08-09	New Orleans	4	94	6-12	.500	0-0	—	3-6	.500	8-13	21	2	2	1	15	5.3	0.5	3.8
09-10	Charlotte	4	60	6-11	.545	0-0	—	2-3	.667	3-7	10	2	2	3	14	2.5	0.5	3.5
10-11	Dallas	21	680	57-98	.582	0-0	—	53-78	.679	79-114	193	8	13	19	167	9.2	0.4	8.0
11-12	New York	5	167	11-25	.440	0-0	—	9-15	.600	18-27	45	4	7	7	31	9.0	0.8	6.2
12-13	New York	12	350	28-52	.538	0-0	—	12-16	.750	40-48	88	4	8	14	68	7.3	0.3	5.7
14-15	Dallas	5	160	19-29	.655	0-0	—	13-26	.500	27-27	54	1	3	6	51	10.8	0.2	10.2
TOTALS		75	2199	193-341	.566	0-0	—	137-216	.634	257-362	619	37	43	85	523	8.3	0.5	7.0

Career Highs

POINTS — 28 (11/26/12, New York at Brooklyn)

REBOUNDS — 28 (2/27/13, New York vs. Golden State)

ASSISTS — 6 (4/11/02, Chicago at New York)

BLOCKS — 7 (3 times, last 1/27/07, New Orleans vs. Utah)

STEALS — 5 (3/18/03, Chicago vs. Atlanta)

FGM — 12 (11/26/12, New York at Brooklyn)

FGA — 17 (2 times, last 1/5/08, New Orleans at Phoenix)

3-PT FGM — 0

3-PT FGA — 1 (10 times, last 10/31/15 at Portland)

FTM — 14 (11/5/03, Chicago at Orlando)

FTA — 16 (2 times, last 11/26/10, Dallas at San Antonio)

MINUTES — 50 (12/1/07, New Orleans vs. Dallas)

become first Sun to average at least 15 and 12 in a calendar month since Amar'e Stoudemire in Feb. 2007... Recorded a double-double in five straight games from March 30-April 7, the second-longest streak of his career (14 straight in 2006-07)... Recorded back-to-back games with 20+ rebounds from Jan. 21-23, the first Suns player to do so in franchise history and the second time doing so in consecutive games in his career... Had multiple games with at least nine offensive rebounds (Jan. 21, March 18) to join Charles Barkley in his NBA MVP season of 1992-93 as the only Suns with multiple such games in a season... Had a historic game, re-writing the Suns record books when he tied a franchise record with 27 rebounds and set a franchise record with 13 offensive rebounds vs. Atlanta on Jan. 23... In recording 27 rebounds, matched Paul Silas' franchise record that had stood unmatched since Jan. 18, 1971... 13 offensive rebounds set a new career-high, tied the NBA season-high (Alex Stepheson) and surpassed the previous Suns record of 12 shared by Charles Barkley and Curtis Perry... Also had a season-high five assists and 13 points in addition to 27 rebounds to join Kevin Love, Tim Duncan, Charles Barkley and Dennis Rodman as the only players with games of at least 13 points, 27 rebounds and five assists since 1983-84... Scored a season-high 21 points (10-12 FG) and grabbed 18 rebounds vs. Utah on April 3, becoming the first Suns player to have at least 18 and 18 since Stoudemire in 2009-10... Matched his season-high with 21 points (8-11 FG) to go with 10 rebounds on April 7 at Houston... On March 9 vs. New York, recorded his 9,000th career rebound to become the 50th player in NBA history to record at least 9,000 career boards... Moved past Larry Bird and Elton Brand into the top 50 on the NBA's all-time rebounding list on March 4 at Orlando... Missed 16 games throughout the season, one with an upper respiratory infection (Nov. 25), eight with a right hamstring strain (Nov. 29-Dec. 11), two with a right shoulder contusion (Feb. 21-22), three with back spasms (March 23-26), one in the NBA concussion protocol (April 11) and one to rest (April 13)...

2014-15: In his 14th NBA season and first in his second tenure with Dallas (second overall), averaged 10.3 points, 11.5 rebounds, 1.2 blocks, career-high 1.1 assists and 30.5 minutes in 75 games (all starts)... Shot 66.6 FG% and 72.0 FT%... Marked his third season averaging a double-double while shooting over 60.0 FG%, joining Gilmore (five times) and Chamberlain (three) as the only players in league history to accomplish this at least three times in their careers (since joined by Jordan)... Among NBA leaders, ranked fifth in rebounds per game and 28th in blocks per game... Also ranked among league leaders in several advanced stat categories, ranking first in offensive rating (133.4), second in true shooting percentage (69.7%), sixth in total rebound percentage (20.7%) and seventh in win shares per 48 minutes (.216)... Posted 31 double-doubles (t-14th in NBA)... Had six games with 20+ points (tying 2011-12 for career-high), 40 with 10+ points, three with 20+ rebounds and 50 with 10+ rebounds... Scored a season-high 22 points (6-8 FG, 10-12 FT) to go with 14 rebounds at Phoenix on Dec. 23... Posted 23 rebounds along with 12 points vs. Phoenix on April 8... Matched his season-high in scoring with 22 points (5-7 FG, 12-15 FT) in addition to 15 rebounds in just 25 minutes in the season finale vs. Portland on April 15... Reeled in a season-high 25 rebounds in addition to scoring 17 points vs. New York on Nov. 26; the 25 rebounds marked the then second-most in his career and tied for the fifth-highest in Mavericks history... Had a season-high five blocks plus a double-double with 10 points and 12 rebounds vs. Chicago on Jan. 23... Grabbed his 8,000th career rebound in the first quarter at Detroit on Dec. 17, becoming the 68th player in NBA history with at least 8,000 boards... Missed three games to a left hip injury (Feb. 25-March 2), one to back spasms (Dec. 28), one to a left ankle injury (Feb. 11) and two to rest (Jan. 14, April 13)...

PLAYOFFS: Started all five of Dallas' First Round playoff games against in a 4-1 series loss to Houston, averaging 10.2 points and 10.8 rebounds in 32.0 minutes... Posted two double-doubles in the series... **2013-14:** Averaged 8.7 points (59.3 FG%), 9.6 rebounds, 1.1 blocks and 30.2 minutes in 55 games (55 starts) in his third season with New York... Posted 16 double-doubles... Had season-high 19 points (6-9 FG, 7-8 FT) to go along with 16 rebounds at Miami on Feb. 27... Recorded season-high 23 rebounds in addition to 10 points at Atlanta on Feb. 22... Missed 20 games (Nov. 8-Dec. 16) after suffering a non-displaced fracture of his right fibula vs. Charlotte on Nov. 5... Also missed four games to an upper respiratory infection and two for personal reasons... **2012-13:** Averaged 10.4 points (63.8 FG%), 10.7 rebounds, 1.1 blocks and 32.8 minutes in 66 games (all starts) as he earned his first All-Star appearance in his second season with New York... Also earned his third straight NBA All-Defensive team honor, being named to the First Team for the first time... Recorded 20 double-doubles, five games with 20+ points and four games with 20+ rebounds, including a career-long streak that tied a Knicks record by doing so in three straight games from Feb. 1-Feb. 4... Had 20 rebounds vs. Milwaukee on Feb. 1, 20 vs. Sacramento on Feb. 2 and 20 vs. Detroit on Feb. 4 to match Willis Reed (twice), Walt Bellamy (1965-66) and Johnny Green (1961-62) for longest in Knicks history... Scored career-high 28 points (12-13 FG) in overtime loss at Brooklyn on Nov. 26... Pulled down a career-high 28 rebounds (10 offensive) to go with 16 points to help offset 54 points from Stephen Curry in win over Golden State on Feb. 27... In addition to being a career-high, the 28 rebounds were an NBA season-high for a non-overtime game... Had seven points and eight rebounds in 17 minutes for the East in the 2013 All-Star Game... Recorded his 1,000th career block vs. Brooklyn on Dec. 19... Missed 16 of the season's final 20 games: 10 due to a left knee contusion and six to a bulging disc in neck... **PLAYOFFS:** Averaged 5.7 points, team-high 7.3 rebounds, 1.2 blocks and 29.2 minutes in 12 games (all starts) as the Knicks advanced to the Eastern Conference Semifinals... Posted one double-double... **2011-12:** In his first season with New York, averaged 11.3 points, 9.9 rebounds (ninth in NBA) and 1.4 blocks in 62 games (62 starts)... Shot a career-high and league-leading 67.9 FG% (241-355), at the time the third-highest mark among qualifiers in NBA history... 67.9 FG% set a Knicks record as he joined Kenny Sears (1958-59 and 1959-60) as the only Knicks to lead the NBA in the category... Named NBA Defensive Player of the Year, becoming first player in Knicks history to win the award... Also named to NBA All-Defensive Second Team for second straight season... Named to All-NBA Third Team, his first career All-NBA honor... Recorded team-high 20 double-doubles... Established career-high with six games of 20+ points... Scored a season-high 25 points at Washington on Feb. 8... Missed two games to a strained left hamstring and two games to rest... **PLAYOFFS:** Averaged 6.2 points, 9.0 rebounds and 1.4 blocks in five-game First Round playoff loss to Miami... **2010-11:** In first and only season of his first tenure with Dallas, averaged 10.1 points (65.4 FG%), 9.4 rebounds (10th in NBA), 1.1 blocks and 27.8 minutes in 74 games (all starts)... Named to NBA All-Defensive Second Team and finished third in voting for NBA Defensive Player of the Year honors, trailing only Dwight Howard and Kevin Garnett... Led champs with 18 double-doubles, also posting four games of 20+ points... Scored a season-high 23 points (10-14 FG, 3-4 FT) to go with 13 rebounds at Washington on Feb. 26... Grabbed a season-high 18 boards on five occasions... Set a Mavericks record for most rebounds in a period with 14 in the third quarter vs. Minnesota on Dec. 1... Missed three games due to illness (Dec. 7, Jan. 15-17), three games to a right ankle sprain (March 4-7) and two games to a lower back contusion (April 3-6)...

PLAYOFFS: Averaged 8.0 points (58.2 FG%), team-high 9.2 rebounds, 0.9 blocks

continued...

Tyson Chandler... continued

and 32.4 minutes in 21 starts for the NBA Champion Mavericks... In six NBA Finals games, averaged 9.7 points (59.4 FG%), 8.8 rebounds, 1.2 blocks and 1.2 steals in 37.3 minutes... Posted three double-doubles in the postseason, including one in the Finals (Game 4) and a playoff-career-high 20 rebounds to go with 14 points in Game 5 of the First Round vs. Portland... **2009-10:** In first and only season with Charlotte, averaged 6.5 points (57.4 FG%), 6.3 rebounds and 22.8 minutes in 51 games (27 starts)... Shot a career-best 73.2 FT% (115-157).... Recorded five double-doubles ... Missed 22 games with a stress reaction in his left foot and seven games with soreness in his left foot and ankle... **PLAYOFFS:** In four First Round games against Orlando, averaged 3.5 points, 2.5 rebounds and 15.0 minutes... **2008-09:** Averaged 8.8 points (56.5 FG%), 8.7 rebounds, 1.2 blocks and 32.1 minutes in 45 games (all starts) in his third season with New Orleans... Posted 15 double-doubles, 23 games with 10+ points and 19 games with 10+ rebounds... Pulled down a season-high 17 rebounds to go with 10 points vs. Detroit on Feb. 25... **PLAYOFFS:** In four First Round games against Denver, averaged 3.8 points, 5.3 rebounds and 23.5 minutes... **2007-08:** In second season with New Orleans, averaged a double-double for the first time in his career with a career-high 11.8 points to go with 11.7 rebounds (third in NBA), in addition to 1.1 blocks and a career-high 35.2 minutes in 79 games (all starts)... Ranked second in the NBA with a 62.3 FG% (377-605)... Posted a career-high 38 double-doubles (12th in NBA) and a career-high 55 games with 10+ points... Led the NBA in offensive rebounding (4.1) for second straight year and set Hornets record for rebounds in a season (928), breaking his own record from the previous season... Other Hornets records he set or tied this season: tied his own record of 12 offensive rebounds in a game (Dec. 17 at Portland), set records of 13 defensive rebounds and 17 total rebounds in a half (Jan. 16 vs. Seattle), tied record of eight consecutive field goals made in a half (first half at Miami on April 2)... Had second career 20-20 game with 22 points and 22 rebounds at Golden State on Jan. 4... **PLAYOFFS:** Averaged 8.0 points (playoff-best 63.2 FG%), 10.3 rebounds, 1.7 blocks and 34.3 minutes in 12 games (all starts) of a First Round win against Dallas and a seven-game Conference Semifinals series against San Antonio... **2006-07:** In first season with New Orleans/Oklahoma City, averaged 9.5 points (62.4 FG%), career-high 12.4 rebounds (second in NBA), career-high 1.8 blocks and 34.6 minutes in 73 games (all starts)... Led NBA in offensive rebounding with 4.4 per game... Broke Hornets record for rebounds in a season with 904 (901 by Larry Johnson, 1991-92)... Posted 34 double-doubles, 39 games with 10+ points and a career-high 56 games with 10+ rebounds... Also recorded a league- and career-high five games with 20+ rebounds... Had first career 20-20 game with season-high 22 points and 22 rebounds vs. L.A. Lakers on March 23... Recorded season-highs and Hornets records with 23 total rebounds and 12 offensive rebounds at Memphis on March 27... Tied career-high with seven blocks vs. Utah on Jan. 27... **2005-06:** In his fifth and final season with Chicago, averaged 5.3 points (56.5 FG%), 9.0 rebounds, 1.3 blocks and 26.9 minutes in 79 games (50 starts)... Posted nine double-doubles, 12 games of 10+ points and 32 games of 10+ rebounds... Had a season-high 21 rebounds vs. New Orleans on March 24... **PLAYOFFS:** Averaged 1.8 points, 4.5 rebounds and 17.3 minutes in six games of First Round series against Miami... **2004-05:** Played in a career-high 80 games (10 starts), averaging 8.0 points (49.4 FG%), 9.7 rebounds (10th in NBA), 1.8 blocks (13th in NBA) and 27.4 minutes in his fourth season with Chicago... Recorded 21 double-doubles... Tied career-high with seven blocks vs. Milwaukee on Dec. 16... **PLAYOFFS:** In first postseason series, averaged 11.7 points (47.5 FG%), 9.7 rebounds, 2.2 blocks and 29.0 minutes in six-game First Round loss against Washington... In Game 5, scored playoff-career-high 22 points (9-11 FG) in addition to 10 rebounds off the bench... Posted a double-double in each of the series' final four games... **2003-04:** Limited to a career-low 35 games (eight starts), averaged 6.1 points (42.4 FG%), 7.7 rebounds, 1.2 blocks and 22.3 minutes in his third season with Chicago... Posted six double-doubles... Missed a total of 47 games, 43 due to low back pain... **2002-03:** In second career season, averaged 9.2 points (53.1 FG%), 6.9 rebounds, 1.4 blocks and 24.4 minutes in 75 games (68 starts)... Posted 13 double-doubles... Set career-high with seven blocks at Philadelphia on Feb. 12... Had career-high five steals vs. Atlanta on March 18... Played for the Sophomore Team (four points, six rebounds, 17 minutes) in the Rookie Challenge at NBA All-Star Weekend in Atlanta... Missed six games due to esophagitis... **2001-02:** As a NBA rookie with Chicago, averaged 6.1 points, 4.8 rebounds, 1.3 blocks and 19.6 minutes in 71 games (31 starts)... Among NBA rookies finished sixth in rebounding and fifth in blocks... Recorded seven double-doubles... Made NBA debut at age 19 and 29 days on Oct. 31 vs. Indiana... Recorded 16 points, 15 rebounds and a career-high six assists in win over New York on April 11... Missed seven games to injury, including a sprained right ankle, mid-back strain and hyper-extended left pinky.



International Career

Represented the U.S. in undefeated, gold medal performances at the 2012 Olympic Games in London, the 2010 FIBA World Championship in Istanbul and the 2007 FIBA Americas Championship in Las Vegas... Named a member of the 2014-16 USA Men's National Team in 2014... Started in all eight games at 2012 Olympics, averaging 4.0 points (70.0 FG%) and 4.0 rebounds to help the U.S. to an 8-0 record and the gold medal... Played in all nine games (2.6 points, 2.7 rebounds) with the 2010 USA World Championship Team that went 9-0 and won the USA's first gold at the event since 1994... Was a member of the 2007 FIBA Americas Championship Team roster that went 10-0 and won gold to qualify for the 2008 Olympics, averaging 2.1 points and 3.6 rebounds in 10 games... Holds a perfect 36-0 record in tournament and pre-tournament games as a member of USA Basketball national teams.

High School

Went to NBA straight out of high school after being named to the Parade Magazine All-American First Team and USA Today All-USA Second Team as a senior in 2001 at Dominguez H.S. in Compton, Calif... Also named a McDonald's All-American in 2001... Averaged 26 points, 15 rebounds and eight blocks per game as a senior, leading the Dons to a 31-4 record and a third straight CIF Division II State Championship... Was a two-time California Mr. Basketball in 2000 and 2001, only the fifth multi-time winner and the first since Jason Kidd... As a freshman was a teammate of Tayshaun Prince at Dominguez... Dominguez is same high school as former Suns Dennis Johnson and Cedric Ceballos.

Personal

Full name is Tyson Cleotis Chandler... Born on Oct. 2, 1982 in Hanford, Calif... Son of the late Vernie Threadgill... He and his wife, Kimberly, were married in 2005 and have three children: Sacha-Marie, Tyson II and Sayge... Kimberly is a writer and journalist with a degree from Columbia College in Chicago who has contributed to Style.com and Essence.com... Grew up on a farm in central California where he developed a close relationship with his grandfather, Cleo Threadgill, who passed away in the summer of 2015... His grandfather nailed a backboard to a tree that he first played on when he was young... Would wake up before dawn to do work on the farm as a child, establishing his work ethic... With an eye for fashion, was subject of a feature by GQ Magazine, "The Slickest Seven-Footer in the Game" in spring 2013... With Kimberly, has worked with eyeglasses designer Selima Optique to develop a line of sunglasses... In 2013, he and his wife were part of the producing team for the Tony Award-nominated revival "The Trip to Bountiful"... Active in working UNICEF, traveling with Kimberly to Africa to visit UNICEF-supported programs that provide children with life and vocational skills training and health centers for mothers of children with HIV/AIDS... Active with Delete Blood Cancer DKMS, where Kimberly serves as a board member, which seeks bone marrow donations... Along with Kimberly, the two were named inaugural Delete Blood Cancer Ambassadors in 2014... Has also been active with Special Olympics and the Susan G. Komen Race for the Cure... Follow on Twitter @TysonChandler

Jamal Crawford ^{#11}



Guard **6-5** **185** **Current NBA Season: 19**

Born: 3/20/80, Seattle, WA **College: Michigan**

Acquired: Signed as a free agent on October 17, 2018

2017-18

Signed with Suns on Oct. 17, 2018... Appeared in 80 games off the bench with the Timberwolves during his 18th NBA campaign (first with Minnesota)... Minnesota's leading bench scorer as he averaged 10.3 points, 1.2 rebounds and 2.3 assists in 20.7 minutes, shooting 41.5 FG%, 33.1 3FG% and 90.3 FT%... Had 46 games with 10+ points including six with 20+... Overtook Paul Pierce (2,143) for 5th on the league's all-time three-point leaderboard on March 23 at New York and edged past Jason Terry (18,864) for 57th on the NBA's career scoring chart on March 30 at Dallas... Jumped 11 spots from 68th to 57th on career scoring list over course of season... Scored his 10,000th career bench point on Oct. 25 at Detroit... Converted a four-point play Feb. 1 vs. Milwaukee, extending his NBA-record career total to 53 in that category (third of the season)... Collected 13 of his season-high 24 points in the fourth quarter on March 30 at Dallas... Scored 16 of his 23 points in the fourth quarter on Dec. 18 vs. Portland... Dished a season-high nine assists on Oct. 24 vs. Indiana, his top single-game effort since 2014... Missed two games (Jan. 20-22) with a sprained left great toe... **PLAYOFFS:** Averaged 11.8 points (44.7 FG%, 41.2 3FG%) in five games of Minnesota's first round series against Houston, the Timberwolves first trip to the postseason in 14 years... Scored 20 points on 8-10 FG off the bench at Houston in Game 5.

Awards and Recognition

Three-time NBA Sixth Man of the Year Award winner (2009-10, 2013-14, 2015-16)—the only three-time winner in NBA history... Winner of the NBA's Twyman-Stokes Teammate of the Year Award in 2017-18... Winner of NBPA Teammate of the Year in 2015-16... Eastern Conference Player of the Week for April 3-9, 2006.

Career Notes

18-year NBA player with career averages of 15.0 points (41.0 FG%, 34.9 3FG%, 86.2 FT%), 3.4 assists and 2.3 rebounds in 1,262 games (433 starts) with seven teams: Chicago (2000-2004), New York (2004-2008), Golden State (2008-09), Atlanta (2009-2011), Portland (2011-12), the LA Clippers (2012-17) and Minnesota (2017-18)... Has 895 career games with 10+ points, 384 with 20+, 57 with 30+, eight with 40+ and three with 50+... One of four players in NBA history to score 50-plus points with three different teams, joining Bernard King, Wilt Chamberlain and Moses Malone... One of 10 active players with at least three games of 50-plus points (A. Davis, L. James, R. Westbrook, S. Curry, J. Harden, C. Anthony, K. Durant, D. Lillard & D. Wade)... Has 16 games with 10+ assists, five games with 10+ rebounds and 17 double-doubles... Enters 2018-19 ranked 57th on the NBA's all-time scoring list with 18,906 career points, 30th with 1,262 games played and 5th with 2,153 three-pointers... Holds NBA record with 53 career 4-point plays in the regular season and has five in his postseason career... From 2012-13 through 2017-18, ranks 5th in the NBA in fourth-quarter scoring (behind Lillard, Harden, James and Westbrook) with 2,293 points... Only player in NBA history to win NBA Sixth Man of the Year Award three times (2010, 2014, 2016)... Has 10,766 career points off the bench; in the past 35 years, only Dell Curry (11,147) has tallied more points in a reserve role... 186 career games with 20+ points off the bench are the most of any player in at least the last 35 years... Only active player selected in the 2000 NBA Draft... In 74 career playoff games over eight postseasons, has averaged 14.3 points and 2.2 assists in 28.1 minutes... **TRANSACTIONS:** Selected in the first round (8th overall) of the 2000 NBA Draft by Cleveland... Traded in a draft-day trade from Cleveland to Chicago for Chris Mihm on June 28, 2000... Traded by Chicago with Jerome Williams to New York for Othella Harrington, Dikembe Mutombo, Cezary Trybanski and Frank Williams on Aug. 5, 2004... Traded by New York to Golden State on Nov. 21, 2008 for Al Harrington... Traded by Golden State to Atlanta on June 25, 2009 in exchange for Speedy Claxton and Acie Law... Signed as a free agent with Portland on Dec. 15, 2011... Signed as a free agent with the LA Clippers on July 11, 2012... Signed a multi-year contract with the LA Clippers on July 8, 2016... Traded by the Clippers to Atlanta as part of a three-team trade on July 6, 2017... Reached buyout with the Hawks on July 7, 2017... Signed with Minnesota as a free agent on July 19, 2017... Signed with Suns on Oct. 17, 2018... **2016-17:** Appeared in 82 games (one start) and averaged 12.3 points, 2.6 assists and 1.6 rebounds... Led or tied for the teal lead in scoring 12 times, steals 16 times and assists eight times... Scored in double-figures 49 times, including 14 games of 20+ points... Jumped 21 spots, from No. 89 to No. 68 on the NBA's all-time scoring list... Surpassed 36,000 career minutes on Mar. 30 at Phoenix, becoming the only player since 1983-84 to reach the mark with fewer than 500 career starts... Became the 68th player in NBA history to reach the 18,000 point mark on Mar. 26 vs. Sacramento... Scored a season-high 28 points vs. Utah on Mar. 25, the most by a Clippers reserve this season... Passed Swen Nater (348) for No. 15 on the Clippers' all-time games played leaderboard on Mar. 3 at Milwaukee... Made his 20,000th career

three-pointer on Feb. 6 at Toronto, becoming the sixth player in NBA history to reach the mark and passed Eddie Johnson (9,569) for No. 2 on the NBA's all-time bench scoring leaderboard (bench stats first recorded in 1970-71)... On Jan. 24 at Philadelphia, passed Jason Kidd (1,988) for No. 6 on the NBA's all-time made three-pointer leaderboard... Converted three four-point plays this season, extending his career regular season total to 50, most among all players in NBA history... According to the Elias Sports Bureau, Crawford is the only player in NBA history to play all 82 games for the first time in their 17th season or later... **PLAYOFFS:** Averaged 12.6 points and 1.9 assists in seven postseason contests... **2015-16:** Named NBA Sixth Man of the Year, becoming the only three-time winner in NBA history... Appeared in 79 games (five starts), and averaged 14.2 points, 2.3 assists, 1.8 rebounds and 0.66 steals in 26.9 minutes... Led the Clippers in scoring 13 times, steals six times and minutes six times... Scored in double-figures 58 times... In five starts, averaged 29.2 points, 5.2 assists and 3.6 rebounds in 40.0 minutes... Ranked 2nd in the NBA with 90.4% free-throw percentage... Averaged 15.8 points from Dec. 25 through the end of the regular season, most among all players in the NBA with three or fewer starts in that span... Made game-winning shot with 0.2 seconds remaining at Utah on Apr. 8, his first game-winner with under three seconds remaining as a Clipper... Passed Chauncey Billups (1,830) for No. 7 on the NBA's all-time made three-pointers list on Nov. 20 at Portland... Converted five four-point plays in 2015-16, extending his career regular season total to 47, most among all players in NBA history... Scored 15+ points off the bench in 10 consecutive games from Jan. 27-Feb. 20, the longest streak in the NBA in 2015-16... Scored 32 points in fourth start of the season on Mar. 31 in Oklahoma City, becoming one of 30 players in NBA history to score 32+ points at age 36 or older... Posted first career game with 37+ points, 8+ assists and 6+ rebounds on Nov. 14 vs. Detroit... On Nov. 2 vs. Phoenix, surpassed 16,000 career points, becoming the 16th active and the 103rd player in NBA history to reach the mark... Missed three games due to rest... **PLAYOFFS:** Appeared in all six games (one start) and averaged 17.3 points, 2.2 rebounds and 2.2 assists in 33.2 minutes... **2014-15:** Appeared in 64 games (four starts), averaging 15.8 points, 1.9 rebounds, 2.5 assists and 0.9 steals in 26.6 minutes... Finished fourth on the team in three-pointers made with 119 and fifth in steals with 59... Finished fourth on the team in scoring with an average of 15.8 points per game... Ended the season fourth in the NBA in free throw percentage at 90.1%... His 15.8 points per game placed second in the NBA in scoring

continued...

NBA Regular Season Statistics

YEAR	TEAM	G	MIN	FIELD GOALS		3-POINT		FREE THROWS		REBOUNDS		AST	STL	BLK	PTS	- AVERAGES -		
				FGM-FGA	PCT	FGM-FGA	PCT	FTM-FTA	PCT	OFF-DEF	TOT					RPG	APG	PPG
00-01	Chicago	61	1050	107-304	.352	41-117	.350	27-34	.794	9-80	89	141	43	14	282	1.5	2.3	4.6
01-02	Chicago	23	481	89-187	.476	26-58	.448	10-13	.769	5-29	34	55	18	5	214	1.5	2.4	9.3
02-03	Chicago	80	1992	334-808	.413	86-242	.355	104-129	.806	21-164	185	334	77	25	858	2.3	4.2	10.7
03-04	Chicago	80	2811	509-1318	.386	165-521	.317	200-240	.833	46-237	283	405	111	29	1383	3.5	5.1	17.3
04-05	New York	70	2688	437-1097	.398	185-512	.361	182-216	.843	33-170	203	302	92	19	1241	2.9	4.3	17.7
05-06	New York	79	2555	366-879	.416	101-293	.345	295-357	.826	36-212	248	301	87	15	1128	3.1	3.8	14.3
06-07	New York	59	2198	354-886	.400	103-322	.320	228-272	.838	44-145	189	259	57	8	1039	3.2	4.4	17.6
07-08	New York	80	3190	570-1391	.410	176-494	.356	329-381	.864	37-170	207	398	81	17	1645	2.6	5.0	20.6
08-09	NYK/GSW	65	2479	419-1022	.410	142-394	.360	300-344	.872	23-170	193	288	57	13	1280	3.0	4.4	19.7
09-10	Atlanta	79	2460	496-1105	.449	163-427	.382	270-315	.857	34-167	201	238	61	12	1425	2.5	3.0	18.0
10-11	Atlanta	76	2297	368-874	.421	119-349	.341	222-260	.854	22-108	130	241	57	14	1077	1.7	3.2	14.2
11-12	Portland	60	1613	283-737	.384	80-260	.308	191-206	.927	16-102	118	191	55	14	837	2.0	3.2	14.0
12-13	LA Clippers	76	2230	445-1016	.438	149-396	.376	216-248	.871	22-106	128	193	79	13	1255	1.7	2.5	16.5
13-14	LA Clippers	69	2094	421-1011	.416	161-446	.361	279-322	.866	34-124	158	223	59	12	1282	2.3	3.2	18.6
14-15	LA Clippers	64	1703	332-839	.396	119-364	.327	227-252	.901	18-106	124	158	59	14	1010	1.9	2.5	15.8
15-16	LA Clippers	79	2126	379-939	.404	117-344	.340	245-271	.904	20-125	145	183	52	12	1120	1.8	2.3	14.2
16-17	LA Clippers	82	2157	359-870	.413	116-322	.360	174-203	.857	17-112	129	214	61	14	1008	1.6	2.6	12.3
17-18	Minnesota	80	1653	308-742	.415	104-314	.331	102-113	.903	21-78	99	185	40	9	822	1.2	2.3	10.3
TOTALS		1262	37777	6576-16025	.410	2153-6175	.349	3601-4176	.862	458-2405	2863	4309	1146	259	18906	2.3	3.4	15.0

NBA Playoff Statistics

YEAR	TEAM	G	MIN	FIELD GOALS		3-POINT		FREE THROWS		REBOUNDS		AST	STL	BLK	PTS	- AVERAGES -		
				FGM-FGA	PCT	FGM-FGA	PCT	FTM-FTA	PCT	OFF-DEF	TOT					RPG	APG	PPG
09-10	Atlanta	11	351	56-154	.364	18-50	.360	49-58	.845	1-29	30	30	9	1	179	2.7	2.7	16.3
10-11	Atlanta	12	358	61-155	.394	21-60	.350	42-51	.824	1-15	16	30	9	4	185	1.3	2.5	15.4
12-13	LA Clippers	6	161	24-62	.387	6-22	.273	11-11	1.000	2-10	12	10	3	1	65	2.0	1.7	10.8
13-14	LA Clippers	13	313	68-171	.398	27-79	.342	39-44	.886	5-14	19	26	12	2	202	1.5	2.0	15.5
14-15	LA Clippers	14	379	67-186	.360	18-74	.243	26-30	.867	6-24	30	27	13	3	178	2.1	1.9	12.7
15-16	LA Clippers	6	199	39-103	.379	4-21	.190	22-25	.880	2-11	13	13	10	0	104	2.2	2.2	17.3
16-17	LA Clippers	7	196	35-83	.422	6-25	.240	12-12	1.000	2-7	9	13	4	1	88	1.3	1.9	12.6
17-18	Minnesota	5	123	21-47	.447	7-17	.412	10-13	.769	1-12	13	12	5	0	59	2.6	2.4	11.8
TOTALS		74	2080	371-961	.386	107-348	.307	211-244	.865	20-122	142	161	65	12	1060	1.9	2.2	14.3

Career Highs

POINTS - 52 (1/26/07, New York vs. Miami)

REBOUNDS - 11 (2 times, last 4/9/06, New York at Boston)

ASSISTS - 12 (3 times, last 3/15/05, New York vs. Miami)

BLOCKS - 3 (11/19/04, New York at Dallas)

STEALS - 6 (2 times, last 2/13/08, New York at Boston)

FGM - 20 (1/26/07, New York vs. Miami)

FGA - 34 (4/11/04, Chicago at Toronto)

3-PT FGM - 8 (1/26/07, New York vs. Miami)

3-PT FGA - 16 (1/22/08, New York vs. Toronto)

FTM - 17 (12/20/08, Golden State at Charlotte)

FTA - 18 (12/20/08, Golden State at Charlotte)

MINUTES - 60 (1/14/09, Golden State vs. Sacramento)

Jamal Crawford... continued

off the bench... Had 21 games with 20+ points off the bench, which ranked second in the league... Recorded 15+ points off the bench in 11 straight games (Feb. 2-27), the longest streak of his career and longest of any player in the NBA in 2014-15... Finished ninth in the NBA in points scored in the fourth quarter with 373... Missed 18 games; one (Nov. 2) due to bruised ribs and 17 (Mar. 4-Apr. 5) due to a right calf contusion... **PLAYOFFS:** Appeared in 14 games (zero starts), averaging 12.7 points, 2.1 rebounds and 1.9 assists in 27.1 minutes... Tied a franchise postseason record with six steals in Game 3 vs. Houston on May 8 (Ron Harper at Houston May 8, 1993)... **2013-14:** Third on the team in scoring with 18.6 points and second in free throw percentage (86.6%)... Led NBA reserves in points per game (18.6)... Set franchise record for most three-point field goals made in a single-season (161)... Appeared in 69 games (24 starts) and averaged 18.6 points and 3.2 rebounds in 30.3 minutes... Led team in three-point field goals made with 161 and tied for 19th in the NBA in made three-point field goals... Ranked 9th in the NBA in free throw percentage (86.6%)... Finished as the NBA's fourth leading scorer in the fourth quarter (6.8 points)... Scored 10+ points 31 times, 20+ points 23 times and 30+ points six times... Led or tied team in scoring 16 times, assists six times, steals eight times and minutes seven times... Scored 37 points with 11 assists off the bench on Jan. 25 at Toronto... No player other than Crawford has ever had at least 31 points and 11 assists in a game that he did not start (Crawford has done it twice)... **PLAYOFFS:** In 13 games averaged 15.5 points,



1.5 rebounds and 2.0 assists in 24.1 minutes... Scored in double-figures in nine of the 13 games in which he appeared... **2012-13:** Appeared in 76 games and averaged 16.5 points, 1.7 rebounds, 2.5 assists and 1.0 steals in 29.3 minutes... Finished second in the NBA's Sixth Man of the Year voting behind New York's J.R. Smith... Set Clippers franchise record with (149) three-point field goals, surpassing Rasual Butler, who made 145 in 2009-10... Led or tied team in scoring 21 times, steals 14 times and minutes eight times... Became first player in franchise history to top 1,200 points in a season without starting a single game... Converted franchise record 58 consecutive free throw attempts from Nov. 3-Dec. 9... Scored a season-high 30 points on 11-20 shooting Jan. 15 at Houston... Scored a team-high 25 points on 11-16 shooting and tied season-highs for rebounds (four) and steals (three) Mar. 6 vs. Milwaukee... Made at least one three-pointer in 70 of 76 games... Missed six games due to injury (sore left foot-2, sore right shoulder-1 and sore left ankle-2, personal-1)... **PLAYOFFS:** In six games averaged 14.8 points, 2.0 rebounds, 2.4 assists and 30.0 minutes... **2011-12:** Averaged 13.9 points, 3.2 assists, 2.0 rebounds and 26.9 minutes in 60 games (six starts)... Second on the team in scoring... Finished first in the NBA in free throw percentage (92.7%), shooting 191-206 from the charity stripe... Converted on 80-206 three-point field goal attempts, fourth highest on the team... Recorded 31 points while dishing out eight assists off the bench in a 94-86 victory on Feb. 1 at New Orleans, becoming the first Trail Blazer to register at least 26 points and eight assists off the bench since Geoff Petrie (Oct. 25, 1970)... **2010-11:** Averaged 14.2 points, 1.7 rebounds, 3.2 assists, 0.75 steals and 30.2 minutes in 76 games (zero starts)... Ranked second in the NBA in scoring off the bench... Recorded five four-point plays on the season... **PLAYOFFS:** In 12 games against Orlando and Chicago, put up 15.4 points, 1.3 rebounds and 2.5 assists... Scored 20+ points five times and in games 1-4 vs. Orlando, became the third bench player in the last 20 years (Kevin McHale in 1991, Nick Van Exel in 2003) to tally 20+ points in four straight playoff games in a series... **2009-10:** Won the NBA Sixth Man Award after posting averages of 18.0 points, 2.5 rebounds and 3.0 assists in 79 games off the bench... Scored 20+ points 31 times, including one 30-point effort... **PLAYOFFS:** Appeared in 11 playoff games, averaging 16.3 points, 2.7 rebounds and 2.7 assists... Averaged 15.9 points in the first round vs. Milwaukee and 17.0 points in the second round vs. Orlando... **2008-09:** Split time with New York and Golden State, appearing in 65 games (all starts)... Averaged 19.7 points, 3.0 rebounds and 4.4 assists on the season... In 54 games with the Warriors, averaged 19.7 points, 3.3 rebounds and 4.4 assists... Scored a season-high 50 points and notched career highs in free throws made (17) and attempted (18) on Dec. 20 at Charlotte... Became just the fourth player in NBA history to score 50-plus with three different teams, joining Bernard King, Wilt Chamberlain and Moses Malone... **2007-08:** In 80 games (all starts), averaged a career and team-high 20.6 points with 2.6 rebounds and 5.0 assists... One of only nine NBA players to rank in the top-25 in scoring and assists per game... **2006-07:** Played in 59 games (36 starts), posting averages of 17.6 points, 3.2 rebounds and 4.4 assists... Scored a career-high 52 points, including a career-best eight three-pointers and a career-high 20 field goals made on Jan. 26 vs. Miami... **2005-06:** Averaged 14.3 points, 3.1 rebounds and 3.8 assists in 79 games (27 starts)... Led the Knicks in scoring 22 times and paced the team with 101 three-pointers... **2004-05:** Averaged 17.7 points, 2.9 rebounds and 4.3 assists in 70 games (67 starts)... His 185 three-pointers marked the second highest total in team history... Led the team in scoring 26 times and assists 10 times... **2003-04:** Posted averages of 17.3 points, 3.5 rebounds and 5.1 assists in 80 games (73 starts)... Set a Bulls record and ranked fifth in the NBA with 165 three-point field goals made... Became the third player in franchise history to notch a 50-point game (Michael Jordan, Chet Walker)... **2002-03:** Played in 80 games (31 starts) and averaged 10.7 points, 2.3 rebounds and 4.2 assists... Tallied 20+ points 11 times and 30+ twice... **2001-02:** Averaged 9.3 points, 1.5 rebounds and 2.3 assists in 23 games played (six starts)... Made 44.8% of his attempts from behind the three-point line... **2000-01:** In his rookie campaign with the Bulls, notched averages of 4.6 points, 1.5 rebounds and 2.3 assists in 61 games (eight starts).

College

Played one season at Michigan and averaged a team-high 16.6 points and 4.5 assists in 17 games (16 starts) in 1999-2000... **HIGH SCHOOL:** Played basketball for only two years in high school (junior and senior) at Rainier Beach High School in Seattle and was named to Parade Magazine's All-America team following senior season... Played alongside former NBA guard Nate Robinson at Rainier Beach... His high school jersey number (23) was retired by Rainier Beach in 2001.

Personal

Full name is Aaron Jamal Crawford... Born on March 20, 1980 in Seattle Washington... Grew up in Los Angeles, played first year of organized basketball upon moving to Seattle area in high school... Has two sons, Eric and J.J., and two daughters London & Aerin... Married his wife, Tori, during the summer of 2014... Has organized an annual free weeklong basketball camp for 125 boys ages 5-13 at Rainier Beach High School, requiring an essay on the importance of giving back to the community for admission... Has donated \$100,000 for renovations to the Rainier Beach gym, where his retired jersey is framed on the wall and the floor is named after him... Through his Jamal Crawford Foundation, has funded projects for heart defibrillators and athletic trainers at Seattle Public Schools... Hosts the Seattle Pro Am, a summer basketball league at Seattle Pacific University... Has expressed interest in working in broadcast or doing front office work with an NBA team upon retirement... Was honored with the Lenny Wilkens Foundation Sports Philanthropy award in July 2016... Won NBPA "Teammate of the Year" as voted by his 2015-16 Clippers teammates and won the NBA's Twyman-Stokes Teammate of the Year Award as voted by players around the league in 2017-18... Has participated in the annual Richard Sherman Celebrity Softball Tournament... Wore a headband at Michigan to honor former Sonics guard Slick Watts... Awarded the 2012-13 "Tweeter of the Year" Award by Hoopsworld.com... Is an avid Seattle Seahawks fan and raised the team's 12th Man Flag on Sept. 25, 2016... Distributed holiday gifts to students at City Year schools as part of the Season of Giving... Hosted Families from Barack Obama Charter School in Compton to provide toys, clothes and shoes for the last three holiday seasons... Worked with the Salvation Army Seimon Family Youth and Community Center to distribute gifts to children during the holiday season... Joined with World Vision and Elite Sports to host the annual Jamal Crawford Backpack Giveaway in Seattle... Follow on Twitter @JCrossover

Troy Daniels #30



Guard **6-4** **205** **Current NBA Season: 6**

Born: 7/15/91, Roanoke, VA **College: VCU**

Acquired: From Memphis with a 2018 second-round pick in exchange for a conditional 2018 second-round pick on Sept. 22, 2017

2017-18

Had career year in fifth NBA season and first with the Suns, averaging career highs of 8.9 points and 1.6 rebounds in 20.5 minutes while making 2.3 three-pointers per game and ranking 31st in the NBA by shooting 40.0 3FG%... Appeared in career-high 79 games, starting a career-high 15... Ranked 7th in the NBA with 137 three-point makes off the bench and 1-18th with 183 three-pointers overall... His 183 three-pointers were 8th most in Suns history and most since Gerald Green in 2013-14... In 15 starts for the season, averaged 11.7 points and 3.1 three-pointers while shooting 40.7 3FG%... 3.1 three-point makes per start ranked 7th in the NBA behind only Stephen Curry, Eric Gordon, James Harden, Klay Thompson, Damian Lillard and Paul George... In eight starts in the month of March, averaged 17.6 points while making 4.6 three-pointers per game on 46.3 3FG%... Had 11 games making 5+ three-pointers, joining Quentin Richardson, Raja Bell, Devin Booker, Gerald Green and Dan Majerle as the only Suns players to do so... Also had seven games with 6+ three-pointers, joining only Richardson and Bell as Suns to do so... Made a three-pointer in 29 straight games when coming off the bench from Nov. 26-Jan. 31, the longest such streak in Suns history (prev. Wesley Person, 26)... Had 30 games with 10+ points, four with 20+ and one with 30+... Scored career-high 32 points vs. Toronto on Dec. 13, making 7-10 3FG, his second game with at least seven triples off the bench of the season... Scored 23 points (7-13 3FG) on Nov. 16 vs. Houston, including 18 on 6-6 3FG in the second quarter, tying a franchise record for three-pointers in a quarter (Gerald Green, Shannon Brown)... Also made seven three-pointers in scoring 23 points at Houston on March 30... Missed one game with right knee hyperextension (March 5) and two games with a right ankle sprain (April 6-10).

Awards and Recognition

All-NBA G League Third Team for 2013-14... NBA G League All-Star in 2014... NBA G League All-Rookie Second Team in 2013-14.

NBA Regular Season Statistics

YEAR	TEAM	G	MIN	FIELD GOALS		3-POINT		FREE THROWS		REBOUNDS		AST	STL	BLK	PTS	- AVERAGES -		
				FGM-FGA	PCT	FGM-FGA	PCT	FTM-FTA	PCT	OFF-DEF	TOT					RPG	APG	PPG
13-14	Houston	5	75	15-31	.484	12-25	.480	0-0	—	0-4	4	5	0	0	42	0.8	1.0	8.4
14-15	Hou/Min/Cha	47	397	61-165	.370	43-118	.364	11-13	.846	8-25	33	22	6	1	176	0.7	0.5	3.7
15-16	Charlotte	43	476	89-187	.476	59-122	.484	5-9	.556	7-50	57	21	11	3	242	1.3	0.5	5.6
16-17	Memphis	67	1183	185-495	.374	138-355	.389	43-54	.796	22-78	100	46	20	4	551	1.5	0.7	8.2
17-18	Phoenix	79	1622	232-575	.403	183-458	.400	56-64	.875	12-115	127	48	26	5	703	1.6	0.6	8.9
TOTALS		241	3753	582-1453	.401	435-1078	.404	115-140	.821	49-272	321	142	63	13	1714	1.3	0.6	7.1

NBA Playoff Statistics

YEAR	TEAM	G	MIN	FIELD GOALS		3-POINT		FREE THROWS		REBOUNDS		AST	STL	BLK	PTS	- AVERAGES -		
				FGM-FGA	PCT	FGM-FGA	PCT	FTM-FTA	PCT	OFF-DEF	TOT					RPG	APG	PPG
13-14	Houston	4	68	9-17	.529	8-15	.533	5-5	1.000	3-6	9	1	2	0	31	2.3	0.3	7.8
15-16	Charlotte	4	18	1-8	.125	0-3	.000	0-0	—	0-2	2	0	0	0	2	0.5	0.0	0.5
16-17	Memphis	6	68	3-9	.333	3-9	.333	0-0	—	1-4	5	2	2	0	9	0.8	0.3	1.5
TOTALS		14	154	13-34	.382	11-27	.407	5-5	1.000	4-12	16	3	4	0	42	1.1	0.2	3.0

Career Highs

POINTS - 32 (12/13/17 vs. Toronto)

REBOUNDS - 7 (1/25/16, Charlotte at Sacramento)

ASSISTS - 5 (4/16/14, Houston at New Orleans)

BLOCKS - 1 (13 times, last 3/8/18 at Oklahoma City)

STEALS - 3 (2/24/17, Memphis at Indiana)

FGM - 12 (12/3/16, Memphis vs. L.A. Lakers)

FGA - 23 (12/3/16, Memphis vs. L.A. Lakers)

3-PT FGM - 8 (1/25/16, Charlotte at Sacramento)

3-PT FGA - 14 (1/26/18 vs. Boston)

FTM - 5 (12/21/17 vs. Memphis)

FTA - 5 (2 times, last 12/21/17 vs. Memphis)

MINUTES - 44 (2 times, last 12/5/16, Memphis at New Orleans)

Career Notes

Five-year NBA veteran holds career averages of 7.1 points, 1.8 three-pointers, 1.3 rebounds and 15.6 minutes in 241 games (19 starts) with Houston, Minnesota, Charlotte, Memphis and Phoenix... Holds a career three-point mark of 40.4 percent, 7th-best in the NBA since 2013-14 among those with at least 400 makes (Kyle Korver, J.J. Redick, Stephen Curry, Klay Thompson, Joe Ingles, CJ McCollum)... In 19 career starts, has averaged 10.8 points (41.4 3FG%) and 2.5 rebounds in 25.8 minutes... Has 67 career games with 10+ points, 14 with 20+ points and two with 30+ points... Has 20 games with 5+ three-pointers... Has appeared in 14 career playoff games over three postseasons with Houston, Charlotte and Memphis, averaging 3.0 points (40.7 3FG%) and 1.1 rebounds in 11.0 minutes... **TRANSACTIONS:** Undrafted in the 2013 NBA Draft... Signed by Charlotte as a free agent on Sept. 23, 2013... Waived by Charlotte on Oct. 10, 2013... Signed by Houston as a free agent on Oct. 17, 2013... Waived by Houston on Oct. 26, 2013... Called up from the Rio Grande Valley Vipers of the NBA G League and signed by Houston on Feb. 21, 2014... Signed a multi-year contract with Houston on July 14, 2014... Traded by Houston with a conditional 2015 second-round draft pick (from Sacramento), a 2016 second-round draft pick (from Houston) and cash considerations to Minnesota for Corey Brewer and Ronny Turiaf on Dec. 19, 2014... Traded by Minnesota with Mo Williams and cash considerations to Charlotte for Gary Neal and a 2019 second-round pick (from Miami) on Feb. 10, 2015... Signed-and-traded by the Charlotte Hornets to the Memphis Grizzlies for cash considerations on July 12, 2016... Traded by Memphis with a 2018 second-round pick to the Suns in exchange for a conditional 2018 second-round pick on Sept. 22, 2017... **2016-17:** Appeared in 67 games (three starts) and averaged career highs nearly across the board with 8.2 points and 1.5 rebounds in 17.7 minutes in his fourth NBA season and first with the Grizzlies... Shot 37.4 percent from the field, 38.9 percent from three-point range and 79.6 percent from the free throw line... Ranked third in the NBA three-pointers made off the bench (134) behind only Houston's Eric Gordon (206) and Lou Williams (161)... Set the Grizzlies single-season franchise record for three-pointers made off the bench (previous: Mike Miller, 121 in 2005-06)... Scored in double figures 23 points, including seven games with at least 20 points and one game with at least 30 points... Averaged 21.6 points on 48.7 percent shooting and 47.2 percent three-point shooting over a five-game stretch from Nov. 30-Dec. 6... Exploded for a career-high 31 points (12-23 FG, 6-12 3FG) from the second unit, setting personal bests for field goals made and attempted, on Dec. 3 vs. L.A. Lakers... The 31-point breakout included 23 points in the first half, setting a franchise record for points in any half by a reserve (previous: Mike Miller, 22 on Dec. 31, 2006 at Houston)... Joined Mike Miller (twice), Lance Stephenson and Stromile Swift as the only players in franchise history to record a 30-point game off the bench... Followed up with 29 points (10-20 FG, 7-11 3FG) in a career-high tying 44 minutes in a double-overtime victory two days later on Dec. 5 at New Orleans... Became the second player in club history (Mike Miller) to make at least a half-dozen threes in consecutive games and the first Grizzlies player to make at least seven threes off the bench since Wayne Ellington (Nov. 11, 2012 vs. Miami)... Scored all of his 22 points in the fourth quarter on Dec. 29 vs. Oklahoma City, tying the franchise record for points in a single quarter (other: Greg Anthony on Dec. 7, 1995 vs. Detroit)... Made six threes in the fourth quarter in that game against the Thunder, setting the franchise record for threes in a quarter... Made at least three three-pointers in five consecutive games from Dec. 29-Jan. 6, the longest streak by a Grizzlies player since Juan Carlos Navarro's five-game streak in November-December 2007... Scored 21 points and tied a season-high with seven threes on March 31 vs. Dallas... Sideline three games (Jan. 21-27) with a Grade 1 sprain of the MCL in his right knee sustained in the first half on Jan. 20 vs. Sacramento... **PLAYOFFS:** Made six appearances off the bench in the Grizzlies' First Round series against San Antonio, averaging 1.5 points and 11.4 minutes... **2015-16:** Came off the bench in all 43 appearances for Charlotte and averaged 5.6 points and 1.3 rebounds in 11.1 minutes while shooting 47.6 percent from the field, 48.4 percent from three-point range and 55.6 percent from the free throw line... Scored in double figures seven times, including one game with at least 20 points... Scored a then career-high 28 points (10-15 FG) and tied a franchise record with eight three-pointers (on 11 attempts) on Jan. 25 at Sacramento... Missed two games from Oct. 28-30 due to a left hamstring strain and one game on Nov. 23 due to personal reasons... **PLAYOFFS:** Appeared in four games (zero starts) during the seven-game First Round series against Miami and averaged 0.5 points and 0.5 rebounds in 4.5 minutes while shooting 12.5 percent from the field and 20.0 percent from the free throw line... **2014-15:** Split the season between Houston, Minnesota and Charlotte and averaged 3.7 points and 0.7 rebounds in 8.4 minutes in 47 games (zero starts)... Appeared in 17 games for Houston and averaged 2.7 points in 6.4 minutes before being traded to Minnesota on Dec. 19... Appeared in 19 contests for Minnesota and averaged 2.8 points and 1.0 rebounds in 8.1 minutes before being traded to Charlotte on Feb. 10... Appeared in 11 games for Charlotte and averaged 7.0 points in 12.3 minutes while shooting 45.8 percent from the field, 47.2 percent from three-point range and 85.7 percent from the free throw line... Scored in double figures five times, including one game with at least 20 points... Scored 24 points, including six three-pointers, on April 15 at Toronto... **2013-14:** Split his first professional season with the Rio Grande Valley Vipers of the NBA G League and Houston... Signed with Houston as a free agent on Feb. 21 and made his NBA debut on March 5 at Orlando... Appeared in five games for Houston and averaged 8.4 points in 15.0 minutes while shooting 48.4 percent from the field and 48.0 percent from three-point range... Scored in double figures twice, including a season-high 22 points, making six three-pointers, in the season finale on April 14 at New Orleans... **G LEAGUE:** Appeared in 48 games (37 starts) for Rio Grande Valley and averaged 21.5 points, 4.6 rebounds, 1.9 assists and 1.10 steals in 35.4 minutes... Set a G League single-season record for three-point field goals made (240)... **PLAYOFFS:** Came off the bench in four games during the Rockets' six-game First Round series with Portland and averaged 7.8 points and 2.3 rebounds in 17.0 minutes while shooting 52.9 percent from the field, 53.3 percent from three-point range and 100 percent from the free throw line... Scored nine points in his NBA Playoffs debut in Game 3 on April 25 at Portland, knocking down the go-ahead three-pointer with 12.0 seconds remaining in the fourth quarter... Scored 17 points (5-7 FG, 4-5 3FG) in 21 minutes in Game 4 on April 27 at Portland.

Troy Daniels... continued

College

Played four seasons at Virginia Commonwealth University, appearing in 122 games (58 starts) for the Rams, and averaged 7.5 points and 2.2 rebounds in 17.3 minutes while shooting 38.8 percent from the field, 38.7 percent from three-point range and 78.2 percent from the free throw line... Finished his collegiate career ranked second in school history with 251 three-point field goals... Owns the top two single-season three-point field goal totals in program history with 124 as a senior and 94 as a junior... As a senior in 2012-13, started all 36 games and averaged 12.3 points and 3.1 rebounds in 26.2 minutes while shooting 41.7 percent from the field, 40.3 percent from three-point range and 70.4 percent from the free throw line... Led the Atlantic 10 Conference in three-point field goals and ranked 10th in three-point field goal percentage... Set a school and Atlantic 10 record with 11 three-pointers on Jan. 2 vs. East Tennessee State... As a junior in 2011-12, appeared in 36 games (20 starts) and averaged 10.0 points, 3.3 rebounds and 1.17 steals in 24.3 minutes while shooting 37.2 percent from the field, 38.1 percent from three-point range and 84.3 percent from the free throw line... Led the Colonial Athletic Association in three-point field goals (94) and ranked seventh in three-point field goal percentage... As a sophomore in 2010-11, appeared in 25 games (two starts) and averaged 2.2 points in 5.1 minutes... A member of the Rams' first-ever Final Four team in 2011 when the Final Four was held in Houston... As a freshman in 2009-10, came off the bench in all 25 appearances and averaged 2.2 points in 6.2 minutes... **HIGH SCHOOL:** Attended William Fleming in Roanoke, earning Roanoke Times Player of the Year honors as a senior in 2009... Averaged 17 points and six rebounds as a senior to earned first-team all-state honors in Virginia.

Personal

Born July 15, 1991 in Roanoke, Virginia... Only child of Irving (father), Cheryl (mother) and Larry (step-father)... Majored in business at VCU... Returned to Roanoke in Aug. 2017 and through his foundation partnered with Big Brothers Big Sisters of Southwest Virginia, the Boys & Girls Club of Southwest Virginia and Roanoke City Schools' special education department to host a back-to-school shopping spree at a sporting goods store... Follow on Twitter @troydaniels



Richaun Holmes

#21



Players

Forward/Center **6-10** **235** **Current NBA Season: 4**

Born: 10/15/93, Lockport, IL **College: Bowling Green**

Acquired: From Philadelphia on July 20, 2018, for cash considerations

2017-18

In his third career season, appeared in 48 games (two starts) for the 76ers and averaged 6.5 points, 4.4 rebounds, career-high 1.3 assists and 15.5 minutes while shooting a career-high 56.0 FG%... Had 14 games with 10+ points, one game with 10+ rebounds and one double-double... Recorded multiple blocks seven times... Philadelphia was 4-1 when he grabbed at least eight boards... Scored a season-high 19 points vs. Milwaukee on April 11... Recorded his only double-double of the season with 15 points and a season-high 11 rebounds on Dec. 12 at Minnesota... Had a season-high four blocks vs. Brooklyn on April 3... Missed eight games to a non-displace fracture in his left wrist (Oct. 18-Nov. 1) and two games with gastroenteritis (Jan. 15-18)... **PLAYOFFS:** Appeared in three games during Philadelphia's run to the Eastern Conference Semifinals, totaling 11 minutes in two games in the First Round against Miami and one game in the Conference Semifinals against Boston.

Career Notes

Three-year NBA player, each with Philadelphia, who holds career averages of 7.4 points on 54.7 FG%, 4.2 rebounds and 0.8 blocks in 16.9 minutes over 156 games (20 starts)... Holds career per 36 minute averages of 15.8 points, 9.0 rebounds and 1.7 blocks; he and No. 1 pick Karl-Anthony Towns are the only players in the 2015 Draft class to be averaging at least 15 points, nine boards and one block per 36 minutes... In 20 career starts has averaged 13.5 points on 54.1 FG% plus 7.1 rebounds in 28.1 minutes... Has 54 career games with 10+ points, including three with 20+... Has seven games with 10+ rebounds and six career double-doubles... Has appeared in three playoff games, totaling one rebound and one assist in 11 minutes... **TRANSACTIONS:** Selected by Philadelphia with the 37th overall pick in the 2015 NBA Draft... Traded to Phoenix from Philadelphia on July 20, 2018 in exchange for cash considerations... **2016-17:** Had best statistical season in his second with Philadelphia, averaging career highs of 9.8 points, 5.5 rebounds, 1.0 blocks and 20.9 minutes while appearing in 57 games (17 starts)... Over the final 23 games, averaged 13.9 points and 7.0 rebounds, scoring in double figures 19 times... Posted 29 games with 10+ points and three with 20+... Posted six games with 10+ rebounds and five double-doubles... Had seven games with at least three blocks... Scored career-high 25 points on 11-16 FG vs. Atlanta on March 29... Also scored 20+ with 24 at LA Clippers on March 11 and at Orlando on March 20... Grabbed career-

continued...

NBA Regular Season Statistics

YEAR	TEAM	G	MIN	FIELD GOALS		3-POINT		FREE THROWS		REBOUNDS		AST	STL	BLK	PTS	- AVERAGES -		
				FGM-FGA	PCT	FGM-FGA	PCT	FTM-FTA	PCT	OFF-DEF	TOT					RPG	APG	PPG
15-16	Philadelphia	51	702	114-222	.514	8-44	.182	51-74	.689	62-73	135	33	19	40	287	2.6	0.6	5.6
16-17	Philadelphia	57	1193	220-412	.538	27-77	.351	72-103	.699	94-217	311	58	42	55	559	5.5	1.0	9.8
17-18	Philadelphia	48	746	135-241	.560	4-31	.129	37-56	.661	57-154	211	61	20	29	311	4.4	1.3	6.5
TOTALS		156	2641	479-875	.547	39-152	.257	160-233	.687	213-444	657	152	81	124	1157	4.2	1.0	7.4

NBA Playoff Statistics

YEAR	TEAM	G	MIN	FIELD GOALS		3-POINT		FREE THROWS		REBOUNDS		AST	STL	BLK	PTS	- AVERAGES -		
				FGM-FGA	PCT	FGM-FGA	PCT	FTM-FTA	PCT	OFF-DEF	TOT					RPG	APG	PPG
17-18	Philadelphia	3	11	0-1	.000	0-0	—	0-0	—	0-1	1	1	0	0	0	0.3	0.3	0.0

Career Highs

POINTS - 25 (3/29/17, Philadelphia vs. Atlanta)

REBOUNDS - 14 (3/20/17, Philadelphia at Orlando)

ASSISTS - 5 (3 times, last 3/11/18, Philadelphia at Brooklyn)

BLOCKS - 5 (2/24/17, Philadelphia vs. Washington)

STEALS - 3 (2 times, last 4/4/18, Philadelphia at Detroit)

FGM - 11 (2 times, last 3/29/17, Philadelphia vs. Atlanta)

FGA - 19 (3/20/17, Philadelphia at Orlando)

3-PT FGM - 3 (4/8/17, Philadelphia vs. Milwaukee)

3-PT FGA - 4 (4 times, last 12/9/17, Philadelphia at Cleveland)

FTM - 6 (1/16/16, Philadelphia vs. Portland)

FTA - 7 (1/16/16, Philadelphia vs. Portland)

MINUTES - 42 (3/20/17, Philadelphia at Orlando)

Richaun Holmes... continued



high 14 rebounds and tied career-high five assists in addition to scoring 24 on March 20 at Orlando... Had career-high five blocks in addition to 12 points and 10 rebounds vs. Washington on Feb. 24... **G LEAGUE:** Played in six games with Delaware of the G League, averaging 12.2 points, 6.7 rebounds and 1.5 blocks in 24.5 minutes... **2015-16:** In rookie season, appeared in 51 games (one start) with Philadelphia and averaged 5.6 points on 51.4 FG%, 2.6 rebounds and 0.8 blocks... Ranked eighth among rookies with 40 blocks while playing 600 fewer minutes than any rookie ahead of him... Posted 11 games with 10+ points... Made first career start on Nov. 9 vs. Chicago also scoring 11 points for his first career game with 10+ points... Scored season-high 18 points at Utah on Dec. 28... Missed nine games with a right hamstring strain (Nov. 11-25), three games with a sprained right ankle (Feb. 5-8) and 15 games with a right Achilles strain (March 12-21, March 27-April 13).

College

Spent his final three seasons at Bowling Green State University after beginning his collegiate career at Moraine Valley Community College... Named Mid-American Conference Defensive Player of the Year as a senior... Named All-MAC First Team as a senior and Third Team as a junior... Became first player in Bowling Green history to record over 1,000 points, 600 rebounds and 200 blocks... School's all-time leader in blocks (244) and averaged 2.57 blocks in his three seasons with the Falcons... Also averaged 11.5 points on 55.4 FG% plus 6.9 rebounds in 95 career games for the Falcons... As a senior in 2014-15, averaged 14.7 points, 8.0 rebounds and 2.7 blocks in 31 games... Hit 18 3-pointers on 41.9% shooting as a senior... Averaged 13.3 points, 7.7 rebounds and 2.8 blocks in 32 games as a junior in 2013-14... Averaged 6.5 points, 5.0 rebounds and 2.3 blocks in 32 games as a sophomore in 2012-13... **HIGH SCHOOL:** Played two years of varsity basketball at Lockport Township, located outside Chicago... Broke out as a senior and set school record for blocked shots, averaging 11.0 points, 7.2 rebounds and 4.1 blocks.

Personal

Born Oct. 15, 1993, in Lockport, Illinois... Son of Richard St. and Lydecia Holmes... Has three brothers... Majored in Liberal Studies... Follow on Twitter @Rich_Holmes22

Josh Jackson #20



Forward **6-8** **200** **Current NBA Season: 2**

Born: 2/10/97, San Diego, CA **College: Kansas**

Acquired: Selected with No. 4 overall pick in 2017 NBA Draft

2017-18

At NBA Summer League 2018, averaged 10.3 points, 2.3 rebounds and 1.30 steals in three games... Earned NBA All-Rookie Second Team honors after averaging 13.1 points (7th among rookies), 4.6 rebounds (9th), 1.5 assists and 1.04 steals (4th) in 25.4 minutes in 77 games (35 starts)... Elevated play after New Year's, averaging 17.2 points (2nd among rookies) and 5.6 rebounds in 39 games (22 starts) after Jan. 1, one of just three rookies (Ben Simmons, Lauri Markkanen) to average at least 15 points and five rebounds over this span... Averaged 18.7 points, 5.9 rebounds and 1.6 steals after the All-Star break; since 1999-00, no other rookie has averaged at least these amounts in these three categories after the break... Over his final 12 games, averaged 21.8 points (44.2 FG%), 5.8 rebounds, 2.8 assists and 2.0 steals, scoring 15+ points in each; joined Walter Davis and Alvan Adams as the only rookies in franchise history to score 15+ points in at least 12 straight games... Filled box score on both ends, recording 15+ points and 2+ steals in each of his final eight games, the longest such streak by any NBA player since James Harden (10 straight) in 2015-16 and the longest by a rookie since Allen Iverson (nine) in 1997... Before Iverson the last rookie to do so was Michael Jordan in 10 straight in 1984... Ended season scoring 20+ points in a season-long-tying four straight games (also Jan. 29-Feb. 4)... Posted 49 games with 10+ points (6th most ever by a Suns rookie), 17 with 20+ points (t-3rd most by a Suns rookie) and one game with 30+ points... Recorded 16 of his 17 20-point outings in his final 36 games... Had five games with 10+ rebounds and five double-doubles... Led the Suns in steals a team-high 24 times... Scored career-high 36 points (14-23 FG) off bench vs. Golden State on March 17, tied for the sixth-highest point total ever by a Suns rookie and the highest since Amar'e Stoudemire in 2002; his 36 points were the most by any Sun off the bench since Rodney Rogers in 2000... Grabbed career-high 12 rebounds and scored 20 points at New Orleans on Feb. 26... Had career-high five assists five times, including when he recorded his first career double-double vs. Oklahoma City on Jan. 7... Started in his NBA debut on Oct. 18, becoming the first Suns rookie to start a season opener since Shawn Marion in 1999... Had career-high four blocks vs. Denver on Feb. 10 and career-high four steals twice (March 13 vs. Cleveland and Oct. 21 at LA Clippers)... Posted 20 points, seven rebounds, five assists and four blocks vs. Denver on Feb. 10, becoming the first NBA rookie to have at least 20+ points and 4+ rebounds/assists/blocks since Anthony Davis in 2013, and the first Suns rookie since Shawn Marion in 1999... Scored 10+ points in each of his first four career games, joining Mike James, Walter Davis and Alvan Adams as the only Suns rookies ever to do so... Missed four games to injury: one to right hip strain (Jan. 12), one to left knee stiffness (March 10) and two to right quad contusion (April 8-10)... Made his professional debut at NBA Summer League 2017 in Las Vegas, averaging 17.4 points, team-high 9.2 rebounds, 1.6 assists, 1.20 steals and 1.00 blocks in 35.0 minutes over five games as he was named to the All-NBA Summer League 2017 First Team.

Awards and Recognition

2017-18 NBA All-Rookie Second Team selection... Named to the All-NBA Summer League 2017 First Team.

continued...

NBA Regular Season Statistics

YEAR	TEAM	G	MIN	FIELD GOALS		3-POINT		FREE THROWS		REBOUNDS		AST	STL	BLK	PTS	- AVERAGES -		
				FGM-FGA	PCT	FGM-FGA	PCT	FTM-FTA	PCT	OFF-DEF	TOT					RPG	APG	PPG
17-18	Phoenix	77	1959	389-932	.417	57-217	.263	177-279	.634	95-256	351	119	80	35	1012	4.6	1.5	13.1

Career Highs

POINTS - 36 (3/17/18 vs. Golden State)

REBOUNDS - 12 (2/26/18 at New Orleans)

ASSISTS - 5 (5 times, last 4/1/18 at Golden State)

BLOCKS - 4 (2/10/18 vs. Denver)

STEALS - 4 (2 times, last 3/13/18 vs. Cleveland)

FGM - 14 (3/17/18 vs. Golden State)

FGA - 24 (2 times, last 4/6/18 vs. New Orleans)

3-PT FGM - 3 (2 times, last 2/4/18 vs. Charlotte)

3-PT FGA - 6 (5 times, last 4/1/18 at Golden State)

FTM - 10 (2/28/18 at Memphis)

FTA - 13 (2/28/18 at Memphis)

MINUTES - 40 (2 times, last 3/24/18 at Orlando)

Josh Jackson... continued

Pro Career

Selected by the Suns with the fourth overall pick in the first round of the 2017 NBA Draft and officially signed with the team on July 3... Became the third Kansas player to ever be drafted by the Suns.

College

Played one season at Kansas (2016-17), winning Big 12 Freshman of the Year, being named All-Big 12 First Team and to numerous All-America teams including Wooden All-America First Team... Helped the Jayhawks to a regular season Big 12 title and an Elite Eight appearance in the NCAA tournament... Averaged 16.3 points (51.3 FG%, 37.8 3FG%), 7.4 rebounds, 3.0 assists, 1.7 steals and 1.1 blocks in 35 games at Kansas... Became just the fourth freshman since 1992 to average at least 15 points, five rebounds and three assists while shooting over 48 percent from the field, joining Ben Simmons, James Harden and Dwyane Wade; he and Wade are the only two to also average at least one block and one steal per game... Broke or tie four Kansas freshman records: double-doubles (13), field goals made (220), field goals attempted (429) and rebounds (tied with former Suns forward Danny Manning's 258 set in 1984-85)... Became the first Kansas player of any

class to total at least 500 points (572), 250 rebounds and 30 three-pointers made (34) since Paul Pierce in 1997-98... A two-time Big

12 Player of the Week and seven-time Big 12 Newcomer of the Week...

Scored a career-high 31 points on 12-15 FG at Texas Tech on Feb. 11, adding 11 rebounds and four assists... **HIGH SCHOOL:** Finished his high school career competing for Prolific Prep while attending Justin-Siena H.S. in Napa, California, after playing for Consortium College Prep School in Detroit his freshman and sophomore years... Named a McDonald's High School All-American in 2016... As a senior for Prolific Prep, averaged 26.9 points, 13.1 rebounds and 6.3 assists, and averaged 31.2 points, 17.6 rebounds and 5.4 assists as a junior... Guided Consortium College Prep to its first state title in 2014, averaging 28.0 points, 15.0 rebounds and 6.0 assists... As a freshman and an eighth-grader, led Consortium to the state quarterfinals.

International Career

Has won three gold medals competing with USA Basketball, winning at the 2015 FIBA U19 World Championship, 2014 FIBA U17 World Championship and 2013 FIBA Americas U16 Championship... Also named to the 2016 USA Junior National Select Team that played in the 2016 Nike Hoop Summit... Averaged 12.1 points and 7.0 rebounds to help the U.S. capture gold with a perfect 7-0 at the 2015 FIBA U19 World Championship in Heraklion, Greece... Averaged 10.6 points and 7.9 rebounds to help the U.S. to a golden 7-0 record at the 2014 FIBA U17 World Championship in Dubai, United Arab Emirates... Averaged 11.4 points and 5.6 rebounds to help the U.S. post a golden 5-0 record at the 2013 FIBA Americas U16 Championship in Maldonado, Uruguay.

Personal

Born Joshua O'Neal Jackson in San Diego, California on Feb. 10, 1997... Son of Apples Jones and stepson to the late Clarence Jones... Apples, given name Shenita Waddell, played the 1992-93 season at UTEP, leading the team with 15.1 points per game, after beginning her collegiate playing career at Allen County Community College in Kansas... Apples later served in the Navy, playing basketball for base teams and earning recognition on All-Armed Forces teams... Likes to play chess and can play the saxophone... Follow on Twitter @j_josh11

George King

#8



Forward **6-6** **220** **Current NBA Season: R**

Born: 1/15/94, Fayetteville, NC **College: Colorado**

Acquired: Selected with No. 59 overall pick in the 2018 NBA Draft

Pro Career

At NBA Summer League 2018, averaged 3.6 points and 2.4 rebounds in 9.4 minutes in five games... Selected by the Suns with 59th overall pick in the second round of the 2018 NBA Draft... Signed with Suns on July 6, 2018... Became the first Colorado player to be drafted by the Suns since Jay Humphries in 1984... Elevated his stock throughout the pre-draft process, being named Most Outstanding Player of the East team at the NABC College All-Star Game before garnering all-tournament honors at the Portsmouth Invitational Tournament to earn an invite to the 2018 NBA Draft Combine.

College

Played four seasons (2013-2018) at Colorado, averaging 10.2 points (44.4 FG%, 40.1 3FG%, 73.1 FT%) and 5.4 rebounds in 127 games (89 starts)... Finished his career ranked second in Buffaloes history in three-point percentage (40.1%), fifth in three-point makes (181), seventh in games played (127), 14th in rebounds (681) and 18th in scoring (1,294)... Over his final three seasons, averaged 12.5 points (45.0 FG%, 41.1 3FG%, 73.7 FT%) and 6.4 rebounds in 100 appearances... As a senior in 2017-18, was named All-Pac-12 Conference Second Team after averaging 12.9 points and a team-high 7.8 rebounds in 32 games... Averaged 15.4 points and 7.0 rebounds in three games against Arizona and Deandre Ayton, often matched up against his current teammate... Made a career-high six three-pointers in scoring a season-high 26 points at UCLA on Jan. 13... Grabbed career-high 15 rebounds vs. Air Force on Nov. 26... As a junior in 2016-17, averaged 11.1 points (career-high 46.0 FG%) and 6.8 rebounds in 34 games... Named the Pac-12 Most Improved Player as a sophomore in 2015-16, averaging a career-high 13.6 points while shooting a career-high and league-leading 45.6 3FG% to help the Buffs make the NCAA tournament... His 45.6 3FG% was the second-best single-season mark in CU history... Scored a career-high 27 points at Auburn on Nov. 17, 2015... Redshirted the 2014-15 season... Appeared in 27 games as a freshman in 2013-14, helping Colorado qualify for the NCAA tournament... **HIGH SCHOOL:** Played at Brennan High School in San Antonio, Texas... As a senior in 2012-13, averaged 17.1 points, 11.3 rebounds and 1.6 blocks, leading the Bears to a 39-3 record and appearance in the 4A state semifinals... Named both TABC All-State and District 28-4A MVP... Was an all-area selection as a junior and helped the Bears to a 75-9 (.893) record over his two years.

Personal

Born Jan. 15, 1994 in Fayetteville, North Carolina... Son of George and Tresse King... Has an older sister, Jecia Anderson... His mother is a 25-year veteran of the Air Force; at halftime of a Colorado game on Veterans Day, Nov. 11, 2016, she was promoted to Chief Master Sergeant in a ceremony on the court with her children by her side... His father is an Army Veteran... Grew up in Fayetteville before attending high school in San Antonio... Follow on Twitter @2bkings

College Career Statistics

YEAR	TEAM	G	MIN	FIELD GOALS		3-POINT		FREE THROWS		REBOUNDS		AST	STL	BLK	PTS	- AVERAGES -		
				FGM-FGA	PCT	FGM-FGA	PCT	FTM-FTA	PCT	OFF-DEF	TOT					RPG	APG	PPG
13-14	Colorado	27	148	11-39	.282	4-20	.200	15-23	.652	5-36	41	5	4	1	41	1.5	0.2	1.5
14-15	Colorado			DNP - Redshirt														
15-16	Colorado	34	862	152-341	.446	68-149	.456	89-119	.748	55-104	159	23	13	8	461	4.7	0.7	13.6
16-17	Colorado	34	943	139-302	.460	47-125	.376	53-79	.671	67-163	230	25	16	7	378	6.8	0.7	11.1
17-18	Colorado	32	913	142-319	.445	62-157	.395	68-87	.782	56-195	251	35	17	21	414	7.8	1.1	12.9
TOTALS		127	2866	444-1001	.444	181-451	.401	225-308	.731	183-498	681	88	50	37	1294	5.4	0.7	10.2

De'Anthony Melton #14



Guard 6-4 200 Current NBA Season: R

Born: 5/28/98, North Hollywood, CA College: USC

Acquired: From Houston with Ryan Anderson on Aug. 31, 2018, for Marquese Chriss and Brandon Knight

Pro Career

Tied for the lead at NBA Summer League 2018 with 3.00 steals per game, in addition to averaging 16.4 points, 7.2 rebounds and 4.0 assists as he started all five games for the Rockets... Was the only rookie at NBA Summer League, and one of just three players overall, to average at least 15 points, seven boards and four assists... Best performance came on July 9 against the LA Clippers when he posted 26 points (5-10 3FG), 10 rebounds and five assists... **TRANSACTIONS:** Selected by Houston with the 46th overall pick in the 2018 NBA Draft... Traded to Phoenix along with Ryan Anderson in exchange for Marquese Chriss and Brandon Knight on Aug. 31, 2018... Signed with Suns on Sept. 21, 2018.

College

Played one season at the University of Southern California before entering the NBA... Ineligible to play in 2017-18... As a freshman in 2016-17, averaged 8.3 points (44.2 FG%, 30.3 3FG%, 71.0 FT%), 4.7 rebounds, 3.5 assists, 1.9 steals and 1.0 blocks in 36 games (25 starts)... Led the Pac-12 and tied a USC freshman record with 69 steals... Named Honorable Mention Pac-12 All-Defensive Team honors... Became the first freshman in all of Division I basketball to record at least 300 points, 150 rebounds, 100 assists, 60 steals and 35 blocks since Dwyane Wade did so for Marquette in 2001-02... Invited to 2017 USA Basketball U19 training camp... **HIGH SCHOOL:** Played at Crespi in Encino, California, leading his team to back-to-back state titles in 2015 and 2016, and leaving as the school's all-time leading scorer... Named the CIF Southern Section Division III Player of the Year as a senior in 2016 after averaging 20.0 points, 9.3 rebounds, 4.3 assists, 3.5 steals and 1.2 blocks... As a junior, helped secure the win in the state title game by blocking a layup in the final seconds.

Personal

Born May 28, 1998 in North Hollywood, California... Parents are Monique Young and Anthony Melton... Has five siblings... Interests include biking and playing the piano... After his playing career would like to be a sports analyst... Follow on Twitter @DeAnthonyMelton

College Career Statistics

YEAR	TEAM	G	FIELD GOALS			3-POINT		FREE THROWS		REBOUNDS			AST	STL	BLK	PTS	- AVERAGES -		
			MIN	FGM-FGA	PCT	FGM-FGA	PCT	FTM-FTA	PCT	OFF-DEF	TOT	RPG					APG	PPG	
16-17	USC	36	972	101-231	.437	21-74	.284	77-109	.706	50-120	170	125	69	37	300	4.7	3.5	8.3	
17-18	USC		DNP - Ineligible																

Elie Okobo

#2



Guard

6-2

180

Current NBA Season: R

Born: 10/23/97, Bordeaux, France

Club: Pau-Lacq-Orthez (France)

Acquired: Selected with No. 31 overall pick in the 2018 NBA Draft

Pro Career

At NBA Summer League 2018, averaged 2.3 points and 3.5 assists in 14.3 minutes in four games... Selected by the Suns with 31st overall pick in the second round of the 2018 NBA Draft... Signed with Suns on July 6, 2018... Became the first French player ever drafted by the Suns; when he makes his Suns debut, will join Boris Diaw and Mickael Pietrus (born in Guadeloupe) as the only French players in Suns history.

International Career

PROFESSIONAL: Played three LNB Pro A (France's top tier league) seasons with Pau-Lacq-Orthez, breaking through in 2017-18... At 20 years old in 2017-18, led Pau-Lacq-Orthez with 12.9 points, 4.8 assists and 2.7 steals in 34 games, shooting 47.5 FG%, 39.4 3FG% and 81.9 FT%... Was a leading contender for the 2017-18 LNB Pro A Most Improved Player, an award previously won by Clint Capela and Evan Fournier, among others... After Pau-Lacq-Orthez started the season 7-11, they closed the season going 11-5 to qualify for the playoffs as he averaged 14.3 points (53.0 FG%, 47.0 3FG%, 77.0 FT%) and 5.6 assists in 26.9 minutes over those final 16 games... In the first round of the playoffs against top-seeded Monaco on May 23, 2018, scored a career-high 44 points including eight three-pointers, the second-highest scoring games in the history of the French league's playoffs, just a point shy of the record of 45 (held by former Arizona Wildcat Ron Davis in 1989)... Was a 2017-18 LNB Pro A All-Star selection, recording 17 points and a game-high 17 assists in the All-Star Game... Played in 19 games, averaging 4.8 points in 13.8 minutes, for Pau-Lacq-Orthez in 2016-17, and appeared in six games for the team in 2015-16 when he made his LNB Pro A debut... Played in 11 FIBA Europe Cup games for Pau-Lacq-Orthez in 2016-17, averaging 8.2 points, 3.3 rebounds and 2.1 assists in 20.8 minutes... In 2016-17, was runner-up behind Frank Ntilikina for the LNB Pro A Best Young Player award... Began playing for Espoirs Pau-Lacq-Orthez, the training center for the senior team in the Pro A league, at age 16 in 2014... Increased his scoring average from 9.8 points in 29 games in 2014-15 to 15.5 points in 32 games in 2015-16 to 16.0 points in six games in 2016-17 while playing in LNB Espoirs... In 2015-16, his final season playing primarily for Espoirs Pau-Lacq-Orthez, led the team to a 29-5 record, best in its league...

NATIONAL TEAM: Has represented France in international competitions playing for both junior and senior national teams... Has appeared in three games for the French senior national team in European Qualifiers for the 2019 FIBA Basketball World Cup, averaging 3.7 points in 12.9 minutes... Led France to bronze at the 2017 FIBA U20 European Championship in Greece, averaging 12.3 points, 4.0 assists and 3.3 rebounds in seven games... Represented France at the 2016 FIBA U20 European Championship in Finland, averaging 18.9 points (46.5 FG%, 42.9 3FG%, 83.3 FT%) in seven games, the third-highest scoring average in the competition (Lauri Markkanen had the highest).


Personal

Born Oct. 23, 1997 in Bordeaux, France... Father is Congolese and mother is French... Has three siblings: one older brother, one younger brother and one younger sister... Follow on Twitter @ElieOkobo_0

LNB Pro A Career Statistics

YEAR	TEAM	G	MIN	FIELD GOALS		3-POINT		FREE THROWS		REBOUNDS		AST	STL	BLK	PTS	-AVERAGES-		
				FGM	FGA	PCT	FGM	FGA	PCT	FTM	FTA	TOT				RPG	APG	PPG
15-16	Pau-Orthez	6	13	2-8	.250	1-4	.250	0-0	—	2-1	3	1	1	0	5	0.5	0.2	0.8
16-17	Pau-Orthez	19	262	33-75	.440	15-41	.366	11-13	.846	11-30	41	30	11	2	92	2.2	1.6	4.8
17-18	Pau-Orthez	34	893	154-324	.475	63-160	.394	68-83	.819	14-80	94	163	31	7	439	2.8	4.8	12.9
TOTALS		59	1168	189-407	.464	79-205	.385	79-96	.823	27-111	138	194	43	9	536	2.3	3.3	9.1

T.J. Warren #12



Forward **6-8** **215** **Current NBA Season: 5**

Born: 9/5/93, Durham, NC **College: North Carolina State**

Acquired: Selected with No. 14 overall pick in the 2014 NBA Draft;
Signed contract extension with Suns on Sept. 26, 2017

2017-18

In fourth pro season, averaged career-high 19.6 points on 49.8 FG% and 75.7 FT% plus 5.1 rebounds, 1.3 assist and 1.0 steals in 33.0 minutes in 65 games (all starts)... Ranked 24th in the NBA in points per game and ranked 30th in field goal percentage... Was one of just eight players in the NBA to rank in the top 30 in both categories, joined by Anthony Davis, LeBron James, Giannis Antetokounmpo, Karl-Anthony Towns, LaMarcus Aldridge, Nikola Jokic and Kevin Durant... Ranked third in the NBA with 0.434 points per touch, trailing only Eric Gordon and C.J. Miles... Averaged 21.0 points on 48.5 FG% after the All-Star break with his 21.0 points ranking 18th in the NBA... One of the game's best finishers near the rim, shot 66.7% on attempts in the restricted area... Among players shorter than 6-10 to attempt at least six shots in the restricted area per game, this was the third-highest mark in the league behind only LeBron James and Julius Randle... Had 57 games with 10+ points, 34 with 20+ points, five with 30+ and one with 40+... Entering season had just 21 career games with 20+ points and one with 30+... The Suns went 10-3 when he scored 25+ points... Had six games with 10+ rebounds and six double-doubles... His six double-doubles matched his career total entering the season... Posted four games making 15+ field goals, the most by a Suns player since Amar'e Stoudemire had seven in 2004-05... Scored 15+ points in a career-long 13 straight games from Dec. 7-Jan. 2... Scored 20+ in a career-long four straight from Jan. 7-22 and again from Jan. 26-31... Scored a career-high 40 points on 16-22 FG at Washington on Nov. 1; his 72.7 FG% was highest by a Suns player scoring 40+ points since Stoudemire in 2010... Also had 10 rebounds at Washington on Nov. 1... Scored 35 points on 15-22 FG in win vs. Minnesota on Nov. 11... Tied career-high with 16 made field goals in scoring 35 points at Atlanta on March 4; made go-ahead layup with 20 seconds left of eventual loss... Twice scored 31 points: vs. Atlanta on Jan. 2 and vs. Denver on Feb. 10... Missed one game to illness (Jan. 5), two games to low back soreness (Jan. 14-16), one game to ischial tuberosity contusion (Feb. 28), two games to low back sprain (March 8-10) and 11 games to left knee inflammation (March 20-April 10).

Awards and Recognition

All-NBA Summer League First Team in 2014 and 2015.

Career Notes

Four-year NBA player, all with the Suns, with career averages of 13.7 points (50.0 FG%, 28.3 3FG%, 75.4 FT%), 4.1 rebounds, 0.9 steals and 26.9 minutes in 218 games (129 starts)... In 129 career starts has averaged 17.2 points (50.1 FG%, 24.6 3FG%, 76.8 FT%), 5.2 rebounds and 1.10 steals in 32.4 minutes... By averaging 13.7 points on 50.0 FG% for his career is one of just three players (Nikola

NBA Regular Season Statistics

YEAR	TEAM	G	MIN	FIELD GOALS		3-POINT		FREE THROWS		REBOUNDS		AST	STL	BLK	PTS	-AVERAGES-		
				FGM-FGA	PCT	FGM-FGA	PCT	FTM-FTA	PCT	OFF-DEF	TOT					RPG	APG	PPG
14-15	Phoenix	40	614	113-214	.528	5-21	.238	14-19	.737	41-44	85	25	18	9	245	2.1	0.6	6.1
15-16	Phoenix	47	1070	221-441	.501	28-70	.400	45-64	.703	57-90	147	44	37	16	515	3.1	0.9	11.0
16-17	Phoenix	66	2048	403-814	.495	26-98	.265	119-154	.773	125-214	339	75	76	39	951	5.1	1.1	14.4
17-18	Phoenix	65	2142	529-1063	.498	20-90	.222	193-255	.757	125-208	333	85	65	41	1271	5.1	1.3	19.6
TOTALS		218	5874	1266-2532	.500	79-279	.283	371-492	.754	348-556	904	229	196	105	2982	4.1	1.1	13.7

Career Highs

POINTS - 40 (11/1/17 at Washington)

REBOUNDS - 16 (4/7/17 vs. Oklahoma City)

ASSISTS - 6 (4/14/15 vs. L.A. Clippers)

BLOCKS - 3 (6 times, last 2/24/18 vs. Portland)

STEALS - 4 (6 times, last 2/6/18 at L.A. Lakers)

FGM - 16 (2 times, last 3/4/18 at Atlanta)

FGA - 26 (3/4/18 at Atlanta)

3-PT FGM - 4 (12/28/15 vs. Cleveland)

3-PT FGA - 5 (8 times, last 11/28/17 at Chicago)

FTM - 10 (2 times, last 3/17/17 vs. Orlando)

FTA - 11 (11/4/16 at New Orleans)

MINUTES - 46 (10/28/16 at Oklahoma City)

Jokic, Clint Capela) from the 2014 NBA Draft class to average double-digits scoring on at least 50.0 FG%... Has 140 career games with 10+ points, 55 with 20+, six with 30+ and one with 40+... Has 12 games with 10+ rebounds and 12 double-doubles...

TRANSACTIONS: Selected by the Suns with the 14th overall pick (first round) in the 2014 NBA Draft... Signed with Suns on July 12, 2014... Signed multiyear contract extension with Suns on Sept. 26, 2017... **2016-17:** Emerged as one of the league's most efficient scoring wings... Averaged career-highs of 14.4 points, 5.1 rebounds, 1.2 steals, 1.1 assists and 31.0 minutes in 66 games (59 starts)... Ranked 28th on the NBA leaderboard by shooting 49.5 FG%... Posted strong bookends to the season, starting the season by averaging 20.0 points on 47.4 FG% through the first 11 games and closing the season by averaging 18.9 points on 54.2 FG% over the final 12 games... After the All-Star break, averaged 17.6 points on 56.0 FG% and 7.7 rebounds, one of just six players to average at least 15 points on at least 55 FG% after the break; the only other non-center to do so was LeBron James... Shot 71.2 FG% from the restricted area for the season, 9th in the NBA among those with at least 150 makes in the area... Recorded 48 games with 10+ points, 18 with 20+ and one with 30+... Recorded five games with 10+ rebounds and five double-doubles... Prior to March 7 only had one career double-double; closed season with five in his final 16 games... Scored 10+ points in a career-long 19 straight games from Feb. 15-April 1... Recorded 18 games with 20+ points after entering the season with only three in his career, matching his career total just five games into the season... Tallied 30 points for the first time in his career with a then career-high 30 points (13-18 FG) while playing a career-high 46 minutes at Oklahoma City on Oct. 28; surpassed his previous high of 29 which was also set against the Thunder (Dec. 31, 2015)... Scored 18 points including the game-winner on a backdoor cut with :07.4 left in OT at New Orleans on Nov. 4... Grabbed a career-high 16 rebounds and scored 23 points for his fifth and final double-double of the season and first career 15/15 game vs. Oklahoma City on April 7... Scored 21 points on 8-8 FG and 3-3 FT vs. Dallas on April 9, becoming the first Suns player to score 20+ points without missing a field goal or free throw since Steve Nash in 2011... Missed 13 games with a minor head injury (Nov. 19-Dec. 15), two games with a left foot contusion (March 23-24) and one game to illness (April 2)... **2015-16:** In second NBA season averaged 11.0 points (50.1 FG%, 40.0 3FG%, 70.3 FT%) and 3.1 rebounds in 22.8 minutes in 47 games (four starts) before missing the season's final 34 games with a right foot fracture... Became the first NBA rookie or sophomore to average at least 10 points while shooting over 50 percent from the field and 40 percent from three-point territory (min. 30 attempts) since Ty Lawson did so in 2010-11; joined Lawson, Nicolas Batum, Josh Childress, Mark Price, Byron Scott and Andrew Toney as the only players in NBA history to accomplish this in one of their first two NBA seasons... Before his season came to an end, among qualified NBA players to make a majority of their appearances off the bench, ranked 15th with his 11.0 points per game and third by shooting 50.1 percent from the field... Ranked t-23rd in the NBA in field goal percentage at the time of his injury, and 2nd among qualified second-year players (Nerlens Noel)... Ranked 5th in the league (min. 75 attempts) by shooting 50.0 percent from the field in catch-and-shoot situations... Recorded 26 games with 10+ points and three with 20+ points... Posted one game with 10+ rebounds and one double-double... Had 10 games scoring at least 18 points, which was his season-high as a rookie... Three times had a career-long streak of four consecutive games scoring 10+ points... Set career-highs with 29 points (11-17 FG) and four steals in addition to nine rebounds while playing 41 minutes at Oklahoma City on Dec. 31... Scored a then career-high 28 points, making a career-high 12 field goals on 16 attempts vs. Golden State on Nov. 27, making eight straight field goal attempts at one point in the game... Also scored 20+ points with 23 making a career-high four three-pointers on Dec. 28 vs. Cleveland... Recorded first career double-double by scoring 15 points to go with career-highs of 11 rebounds and three blocks at Toronto on Nov. 29... Missed one game with flu-like symptoms (Nov. 18) and the final 34 games with a right foot fracture... **2014-15:** One of the NBA's most efficient rookie scorers, ranked 16th among rookies with an average of 6.1 points (52.8 FG%, 73.7 FT%), in addition to 2.1 rebounds and 15.4 minutes in 40 games (one start)... Averaged 14.4 points per 36 minutes for the season, seventh in the NBA among rookies who played at least 600 total minutes, and most by a Sun playing at least 600 minutes since Amar'e Stoudemire averaged 15.5 points per 36 minutes in 2002-03... In the second half following the All-Star break, ranked 2nd among rookies with at least 40 field goal attempts with a 55.0 FG%, 14th with a Player Efficiency Rating of 15.0 and 14th with 7.8 points per game... Received votes for the 2014-15 NBA All-Rookie Team... Posted nine games with at least 10 points... Scored season-high 18 points on 8-10 FG vs. Oklahoma

continued...



T.J. Warren... continued

City on March 29... Made first career start in season finale vs. L.A. Clippers and played a career-high 43 minutes (most by a Suns rookie since Stoudemire) and a career-high six assists in addition to 10 points... Recorded first career double-digit scoring game with 11 points (5-9 FG) at Denver on Nov. 28... Made NBA debut on Nov. 9 vs. Golden State, playing one minute... Missed the first six games of the season due to a small fracture in his left thumb (Oct. 29-Nov. 7)... G LEAGUE: Played in nine games over four assignments with the Suns' G League affiliate, the Bakersfield Jam, averaging 26.8 points (54.4 FG%), 7.0 rebounds, 1.6 steals and 35.4 minutes... Made his professional debut with the Suns at NBA Summer League 2014 in Las Vegas and was named to the All-NBA Summer League Second Team... Averaged team-highs of 17.8 points and 54.5 FG% in addition to 4.8 rebounds while starting all five of the Suns' games... Named to the All-NBA Summer League First Team in July, 2015, after leading the Suns with an average of 18.7 points (54.0 FG%, 74.2 FT%), in addition to 3.6 rebounds, 1.1 steals, 1.1 blocks and 29.7 minutes in seven games to help Phoenix reach the Summer League Championship Game.

College

Played two collegiate seasons at North Carolina State, with career averages of 18.5 points, 5.7 rebounds and 1.5 steals, shooting 55.5 FG% in 70 career games (49 starts)... As a sophomore in 2013-14, earned ACC Player of the Year and Second Team AP All-America honors after ranking third in the country with 24.9 points per game and leading the nation with 342 made field goals... Set a N.C. State single-season scoring record with 871 points, breaking the 39-year-old record previously held by Hall of Famer David Thompson (838 in 1974-75)... Also broke Thompson's school sophomore scoring average record of 24.7 points in 1972-73... In addition to 24.9 points, averaged 7.1 rebounds and 1.8 steals while shooting 52.5 FG% as a sophomore, becoming just the third player to lead the ACC in scoring and field goal percentage in the same season (Tim Duncan and Horace Grant), in addition to leading the ACC in steals in conference games... Set a school-record by scoring at least 20 points 31 times as a sophomore, including 19-straight with at least 20 points to end the season... Recorded nine games with 30+ points... Became the first N.C. State player since Thompson to score at least 40 points in consecutive games, scoring 41 in a win at Pittsburgh before getting a career-high 42 in the next game against Boston College... Named to the 2013 ACC All-Freshmen Team after averaging 12.1 points and 4.2 rebounds while shooting an ACC-best 62.2 FG%... Posted 24 double-digit scoring games as a freshman, including five games with at least 20 points... Sixth player in ACC history to lead the league in field goal percentage in two-straight seasons, and the first to do it in his freshman and sophomore seasons... **HIGH SCHOOL:** At Brewster Academy in Wolfeboro, N.H. was named a McDonald's All-American in 2012 and helped Brewster to a 33-1 record... Scored a game-high 27 points in the 2012 Kentucky Derby Festival Basketball Classic, the oldest high school all-star game in the nation... Played a season at Riverside in Durham and a season at Word of God in Raleigh before playing at Brewster.

Personal

Full name is Anthony Warren Jr... Born on Sept. 5, 1993 in Durham, N.C... Nickname is "Tony Buckets"... Parents are Althea and Tony Warren... Father, Tony, also played at N.C. State from 1977-79 under coach Norm Sloan... In September 2018, donated \$50,000 and led fundraising efforts for the Habitat for Humanity of Wake County to support families affected by Hurricane Florence in his home state of North Carolina... Supports the Stronger Raleigh campaign which benefits families living in poverty in Raleigh, N.C... Hosts an annual basketball camp for kids in his hometown of Raleigh... In the summer of 2015, returned to N.C. State to resume taking classes... Childhood basketball idols were Tracy McGrady and Paul Pierce... Mentored by retired All-Star forward David West whose older brother, Dwayne West, coached Warren while he played for AAU Garner Road Basketball Club... Follow on Twitter @TonyWarrenJR

Suns In The Rafters... Ring of Honor

ADAMS



Alvan Adams Nicknames "Oklahoma Kid" or "Double A"... Spent entire 13-year career as a Sun (1975-88)... Selected by Suns with fourth overall pick in 1975 Draft... NBA Rookie of the Year after helping Suns to first-ever appearance in NBA Finals... Phoenix's career leader in games played (988), minutes played (27,203), rebounds (6,937) and steals (1,289)... Ranks second in assists (4,102) behind Kevin Johnson... Suns jersey, 33, retired Nov. 9, 1988.

BARKLEY



Charles Barkley Nicknames "Sir Charles" and "Round Mound of Rebound"... One of only four NBA players with more than 23,000 points, 12,000 rebounds and 4,000 assists (includes Kareem Abdul-Jabbar, Wilt Chamberlain and Karl Malone)... Selected as one of the 50 Greatest players in NBA History in 1996 and is only Sun to appear on that list... Was the first Sun to be named NBA MVP after averaging 25.6 points and 12.2 rebounds in 1992-93 as Suns finished franchise-best 62-20... Has highest scoring average (23.4) of anyone in the Ring of Honor and trails only Charlie Scott (24.8) in team history... Eleven-time All-Star, including all four seasons in Phoenix (1993-96)... Ranks as the Suns all-time playoff leader in scoring average (26.5) and rebounds (644)... Set franchise record with 56 points, tied for the third most in NBA postseason history, at Golden State on May 4, 1994... Won two Olympic gold medals and led the Dream Team in scoring in 1992 and 1996... Inducted into the Hall of Fame on Sept. 9, 2006... Placed in Ring of Honor on March 20, 2004.

CHAMBERS



Tom Chambers Signed with Phoenix on July 8, 1988 as first unrestricted free agent in NBA history... Played five seasons for Suns and averaged 20.6 points, fifth on team's all-time list... Named All-NBA Second Team in his first two seasons when he averaged 27.2 and 25.7 points, the two highest season scoring averages in Suns history... Also holds club record with 60 points on March 24, 1990 against Seattle... Three-time All-Star with the Suns... Placed in Ring of Honor on April 18, 1999.

COLANGELO



Jerry Colangelo Moved to Valley of the Sun in 1968 to take over the expansion Phoenix Suns as the youngest general manager in professional sports... During his 40-year tenure with the Suns, has also served as the head coach (59-60 career record), president, managing general partner, chief executive officer and chairman... Collected an unprecedented four NBA Executive of the Year Awards (1993, '89, '81, '76)... Oversaw two Western Conference championships (1993, '76)... When the franchise's future was in question, coordinated a group of investors who purchased the team on October 14, 1987... Spearheaded the effort for a state-of-the-art downtown arena that would become what is now Talking Stick Resort Arena, which opened in 1992... Named Most Influential Sports Figure in state of Arizona for the 20th century by *The Arizona Republic*... Enshrined in the Naismith Memorial Basketball Hall of Fame on Sept. 10, 2004... Inducted into the Ring of Honor on Nov. 4, 2007.

DAVIS



Walter Davis Nicknames "Sweet D," "Man with the Velvet Touch" or "The Greyhound"... Regarded as best pure shooter in Suns history... Played 11 seasons with Phoenix (1977-88) after being selected by Phoenix with fifth overall pick in 1977 Draft... 1977-78 NBA Rookie of the Year... Phoenix's all-time leading scorer (15,666)... Ranks among top five in eight other categories... Played in All-Star Game six times (1978, '79, '80, '81, '84, '87)... Suns jersey, 6, retired April 3, 1994.

COTTON



Cotton Fitzsimmons Nicknames "Cotton" and "Whitey"... Twenty-year NBA coaching career included three stints as Suns head coach with a 341-208 record (.621)... Since 1970, served the Suns as head coach, director of player personnel, color analyst and finally as senior executive vice president... Retired from coaching sixth on the NBA's all-time victory list with an overall record of 832-775 (.518)... Two-time NBA Coach of the Year (1989 with Phoenix and 1979 with Kansas City)... In 1988-89, orchestrated what was at the time the third-biggest turnaround in NBA history guiding the club to a 55-27 record... Only one year earlier, pulled off a controversial trade with Cleveland on Feb. 25, 1988 that netted the Suns eventual All-Stars Kevin Johnson and Dan Majerle (via the draft)... Inducted into the Missouri Basketball Hall of Fame, the National Junior College Hall of Fame and Missouri Sports Hall of Fame... Placed posthumously in the Ring of Honor on March 18, 2005.

HAWKINS



Connie Hawkins Nickname "The Hawk"... New York City's greatest playground legend... In 1962, at age 19, ABL's MVP with Pittsburgh Rens... Harlem Globetrotter (1964-66)... Led Pittsburgh Pipers to first-ever ABA title (1967)... Averaged 20.5 points, 9.0 rebounds in five seasons with Phoenix... Joined Suns after coin flip with Seattle in 1969... All-Star each full season in Phoenix (1970, '71, '72, '73)... Listed as one of the top 15 players by Kareem Abdul-Jabbar... Inducted into the Hall of Fame May 11, 1992... Suns jersey, 42, retired November 19, 1996.

JOHNSON



Kevin Johnson Nickname "KJ"... 6-1 point guard played in 683 of his 735 career games in a Suns uniform... Ranks sixth in NBA history with 9.1 assists per game and 10th with 6,711 assists... Suns career leader in assists and had club record 25 on April 6, 1994 against San Antonio... Is one of five players in NBA history to average 20 points, 10 assists in three-straight seasons... Three-time All-Star (1990, '91, '94) and five-time All-NBA pick... Won 1989 Most Improved Player and gold medal at 1994 World Championships... Suns jersey, 7, retired March 7, 2001.

MACLEOD



John MacLeod Winningest coach in franchise history, both regular season and postseason... Compiled a franchise-record 579 career wins as head coach of the Suns... Led the Suns to a franchise-record 37 playoff victories, including three Western Conference Finals appearances (1976, 1979, 1984) and a berth in the 1976 NBA Finals... Longest tenured coach in team history (1973-87), led the Suns for 13-plus seasons that included nine playoff berths and a then franchise-record eight consecutive postseason appearances (1977-78 to 1984-85)... Placed in the Ring of Honor on April 18, 2012.

MCCOY



Al McCoy "The Voice of the Suns"... First called the Suns on September 27, 1972, and has been synonymous with Suns basketball ever since as 2017-18 is his 46th season calling play-by-play... The longest tenure as a broadcaster with one team in NBA history... The soundtrack for the most iconic moments in Suns history with an unparalleled style including "Shazam" and "Zing Go The Strings"... Received the 18th Annual Curt Gowdy Media Award from the Naismith Memorial Basketball Hall of Fame during Enshrinement Weekend in September 2007... Honored with the dedication of the Al McCoy Media Center in the Suns' arena in October 2007... Placed in Ring of Honor on March 3, 2017.

MAJERLE



Dan Majerle Nickname "Thunder Dan"... 6-6 swingman was selected with 14th overall pick in the 1988 Draft and soon emerged as a fan favorite because of his tremendous work ethic... Played first seven seasons in Phoenix, averaging 14.6 points, 5.9 rebounds and 3.3 assists, before concluding his career as a Sun in 2001-02... Phoenix's all-time leader in three-point field goals (800)... Won gold medal at the 1994 World Championships and a bronze medal at the 1988 Olympics... Became the first reserve to be voted to start on an All-Star team in 1995 and made three All-Star appearances (1992, '93, '95)... Only Sun to wear all three uniform styles... Placed in Ring of Honor on March 9, 2003.

NASH

13



Steve Nash Nickname "Two Time" ... Team's heart and soul during an era of Suns basketball that revolutionized the NBA ... Earned back-to-back NBA MVP awards in 2005 and 2006, becoming the ninth player in league history and only Sun to win in consecutive years ... Was on Suns teams that went a franchise-best-tying 62-20 in 2004-05 and had 61 wins in 2006-07 ... Eight-time All-Star (six as a Sun) and seven-time All-NBA selection (five as a Sun), including three times being named to the First Team ... Phoenix's all-time leader in assists (6,997), three-point field goals (1,051) and free throw percentage (90.7%) ... 6-3 point guard was originally selected with the 15th overall pick in the 1996 Draft and played first two seasons with Suns before returning to team in 2004 ... In 10 total seasons with the Suns, averaged 14.4 points (50.4 FG%, 43.5 3P%, 90.7 FT%) and 9.4 assists ... Placed in Ring of Honor on October 30, 2015.

PROSKI



Joe Proski Nicknames "Prosk" and "Magic Fingers" ... Was the team's original athletic trainer and held the post for the first 32 years of the franchise... Named NBA Athletic Trainer of the Year in 1987-88... Earned the first 30-year award ever issued by the National Basketball Trainers Association... Served as athletic trainer at four All-Star Games and represented Western Conference on NBTA Executive Committee for 10 years... Placed in Ring of Honor on April 1, 2001.

VAN ARSDALE

5



Dick Van Arsdale Nicknames "Flying Dutchman" and "The Original Sun" ... 6-5 swingman spent nine of 12 NBA seasons in Phoenix (1968-77)... Was club's first pick in 1968 Expansion Draft after three seasons in New York... Scored first point in franchise history on Oct. 18, 1968... Is fourth on club's all-time scoring list (12,060), averaging 17.6... Three-time All-Star (1969, '70, '71)... 1974 All-Defensive Second Team... Scored 15,079 career points (16.4 ppg)... Suns jersey, 5, retired Nov. 13, 1977.

WESTPHAL

44



Paul Westphal Nickname "Westy" ... 6-4 guard from Southern Cal... Acquired by Phoenix from Boston on May 23, 1975 for Charlie Scott... Won 1974 NBA title with Boston... Helped lift Phoenix to 1976 Finals against Boston... Phoenix's sixth all-time leading scorer (9,564), averaging 20.6 points (1975-80, 1983-84)... Was a five-time All-Star, four as a Sun (1977, '78, '79, '80), and four-time All-NBA selection... Phoenix's top scorer each season played... Suns jersey, 44, retired April 15, 1989.



**2017-18
SEASON
IN REVIEW**

Year In Review 17-18

Final NBA Regular Season Standings

EASTERN CONFERENCE

ATLANTIC DIVISION

	W	L	PCT	GB	HOME	ROAD	LAST-10	STREAK
Toronto	59	23	.720	-	34-7	25-16	6-4	Lost 1
Boston	55	27	.671	4	27-14	28-13	6-4	Won 1
Philadelphia	52	30	.634	7	30-11	22-19	10-0	Won 16
New York	29	53	.354	30	19-22	10-31	3-7	Won 1
Brooklyn	28	54	.341	31	15-26	13-28	5-5	Lost 1

CENTRAL DIVISION

	W	L	PCT	GB	HOME	ROAD	LAST-10	STREAK
Cleveland	50	32	.610	-	29-12	21-20	7-3	Lost 1
Indiana	48	34	.585	2	27-14	21-20	7-3	Lost 1
Milwaukee	44	38	.537	6	25-16	19-22	6-4	Lost 1
Detroit	39	43	.476	11	25-16	14-27	7-3	Won 1
Chicago	27	55	.329	23	17-24	10-31	3-7	Lost 4

SOUTHEAST DIVISION

	W	L	PCT	GB	HOME	ROAD	LAST-10	STREAK
Miami	44	38	.537	-	26-15	18-23	5-5	Won 1
Washington	43	39	.524	1	23-18	20-21	3-7	Lost 1
Charlotte	36	46	.439	8	21-20	15-26	5-5	Won 1
Orlando	25	57	.305	19	17-24	8-33	4-6	Won 1
Atlanta	24	58	.293	20	16-25	8-33	3-7	Lost 1

WESTERN CONFERENCE

SOUTHWEST DIVISION

	W	L	PCT	GB	HOME	ROAD	LAST-10	STREAK
Houston	65	17	.793	-	34-7	31-10	7-3	Lost 1
New Orleans	48	34	.585	17	24-17	24-17	6-4	Won 5
San Antonio	47	35	.573	18	33-8	14-27	5-5	Lost 1
Dallas	24	58	.293	41	15-26	9-32	2-8	Lost 4
Memphis	22	60	.268	43	16-25	6-35	3-7	Lost 2

NORTHWEST DIVISION

	W	L	PCT	GB	HOME	ROAD	LAST-10	STREAK
Portland	49	33	.598	-	28-13	21-20	5-5	Won 1
Oklahoma City	48	34	.585	1	27-14	21-20	5-5	Won 3
Utah	48	34	.585	1	28-13	20-21	7-3	Lost 1
Minnesota	47	35	.573	2	30-11	17-24	6-4	Won 3
Denver	46	36	.561	3	31-10	15-26	7-3	Lost 1

PACIFIC DIVISION

	W	L	PCT	GB	HOME	ROAD	LAST-10	STREAK
Golden State	58	24	.707	-	29-12	29-12	4-6	Lost 1
LA Clippers	42	40	.512	16	22-19	20-21	4-6	Lost 4
L.A. Lakers	35	47	.427	23	20-21	15-26	3-7	Won 1
Sacramento	27	55	.329	31	14-27	13-28	4-6	Won 1
Phoenix	21	61	.256	37	10-31	11-30	2-8	Won 1

NBA Playoffs 2018 Results

FIRST ROUND

HOUSTON (1) vs. MINNESOTA (8)
(Rockets win series, 4-1)

OKLAHOMA CITY (4) vs. UTAH (5)
(Jazz win series, 4-2)

PORTLAND (3) vs. NEW ORLEANS (6)
(Pelicans win series, 4-0)

GOLDEN STATE (2) vs. SAN ANTONIO (7)
(Warriors win series, 4-1)

TORONTO (1) vs. WASHINGTON (8)
(Raptors win series, 4-2)

CLEVELAND (4) vs. INDIANA (5)
(Cavaliers win series, 4-3)

PHILADELPHIA (3) vs. MIAMI (6)
(76ers win series, 4-1)

BOSTON (2) vs. MILWAUKEE (7)
(Celtics win series, 4-3)

CONFERENCE SEMIFINALS

HOUSTON (1) vs. UTAH (5)
(Rockets win series, 4-1)

GOLDEN STATE (2) vs. NEW ORLEANS (6)
(Warriors win series, 4-1)

TORONTO (1) vs. CLEVELAND (4)
(Cavaliers win series, 4-0)

BOSTON (2) vs. PHILADELPHIA (3)
(Celtics win series, 4-1)

WESTERN CONFERENCE FINALS

HOUSTON (1) vs. GOLDEN STATE (2)
(Warriors win series, 4-3)

EASTERN CONFERENCE FINALS

BOSTON (2) vs. CLEVELAND (4)
(Cavaliers win series, 4-3)

NBA FINALS

GOLDEN STATE vs. CLEVELAND
(Warriors win series, 4-0)

Game 1 – Warriors 124, Cavaliers 114 (OT)

Game 2 – Warriors 122, Cavaliers 103

Game 3 – Warriors 110, Cavaliers 102

Game 4 – Warriors 108, Cavaliers 85

Team and Opponent Statistics

Teams' Statistics

TEAM	G	FIELD GOALS			3-PT. FIELD GOALS			FREE THROWS			REBOUNDS			MISCELLANEOUS				SCORING	
		MADE	ATT.	PCT.	MADE	ATT.	PCT.	MADE	ATT.	PCT.	OFF.	DEF.	TOT.	AST	PF	DQ	STL	TO	BLK
G.S.	82	3509	6980	.503	926	2370	.391	1360	1668	.815	691	2877	3568	2402	1607	4	656	1265	612
HOU.	82	3174	6906	.460	1256	3470	.362	1609	2061	.781	739	2825	3564	1767	1597	7	699	1135	392
N.O.	82	3500	7241	.483	837	2312	.362	1324	1716	.772	712	2924	3636	2195	1570	5	657	1223	485
TOR.	82	3383	7169	.472	968	2705	.358	1422	1790	.794	800	2807	3607	1995	1783	5	626	1095	500
CLEV.	82	3311	6950	.476	981	2636	.372	1488	1909	.779	693	2761	3454	1916	1524	1	582	1126	312
DEN.	82	3338	7102	.470	940	2536	.371	1404	1830	.767	902	2748	3650	2059	1533	10	627	1226	404
PHIL.	82	3349	7098	.472	901	2445	.369	1405	1868	.752	893	2996	3889	2221	1811	9	682	1353	420
MINN.	82	3365	7063	.476	658	1845	.357	1592	1900	.804	848	2593	3441	1861	1495	12	689	1021	345
LA-C	82	3302	7004	.471	777	2196	.354	1556	2095	.743	832	2766	3598	1832	1638	7	628	1204	372
CHA.	82	3197	7106	.450	824	2233	.369	1656	2216	.747	827	2901	3728	1770	1409	5	559	1041	373
LA-L	82	3338	7248	.461	822	2384	.345	1364	1910	.714	876	2927	3803	1949	1736	11	633	1295	388
OKC.	82	3271	7220	.453	881	2490	.354	1421	1985	.716	1024	2671	3695	1750	1653	6	743	1146	412
WASH.	82	3275	7018	.467	814	2173	.375	1378	1786	.772	823	2713	3536	2065	1746	9	645	1196	353
BRK.	82	3136	7114	.441	1041	2924	.355	1428	1850	.772	792	2852	3644	1941	1688	10	512	1245	390
MILW.	82	3257	6807	.478	718	2024	.356	1499	1915	.783	688	2579	3267	1905	1752	8	722	1135	443
PORT.	82	3222	7132	.452	845	2308	.366	1372	1715	.800	835	2893	3728	1599	1599	3	573	1109	423
IND.	82	3345	7083	.472	741	2010	.366	1225	1573	.779	788	2684	3472	1819	1544	7	721	1088	340
N.Y.	82	3334	7193	.464	673	1914	.352	1225	1557	.787	859	2752	3611	1912	1682	9	552	1208	421
UTAH	82	3139	6797	.462	887	2425	.366	1375	1766	.779	740	2807	3547	1839	1608	2	708	1205	420
BOS.	82	3141	6975	.450	939	2492	.377	1308	1697	.771	767	2878	3645	1842	1618	7	604	1149	373
PHX	82	3153	7141	.442	763	2286	.334	1453	1962	.741	842	2776	3618	1743	1807	19	569	1288	370
DET.	82	3208	7129	.450	886	2373	.373	1207	1621	.745	830	2756	3586	1868	1508	7	628	1102	377
MIAMI	82	3184	6997	.455	903	2506	.360	1209	1601	.755	763	2801	3594	1862	1648	11	620	1179	437
ORL.	82	3182	7042	.452	844	2405	.351	1271	1678	.757	722	2692	3414	1921	1579	4	622	1192	400
ATL.	82	3130	7015	.446	917	2544	.360	1298	1654	.785	743	2693	3436	1946	1606	12	638	1275	348
CHI.	82	3170	7285	.435	906	2549	.355	1194	1574	.759	790	2872	3662	1923	1571	5	626	1147	289
S.A.	82	3202	6999	.457	696	1977	.352	1324	1715	.772	849	2777	3626	1868	1408	3	628	1078	460
DALL.	82	3128	7042	.444	967	2688	.360	1167	1530	.763	666	2717	3383	1858	1578	6	578	1007	310
MEM.	82	3013	6788	.444	758	2152	.352	1361	1732	.786	780	2544	3324	1767	1900	15	613	1227	396
SAC.	82	3179	7063	.450	738	1967	.375	1008	1371	.735	777	2578	3355	1768	1639	3	643	1125	340

Opponents' Statistics

TEAM	FIELD GOALS			3-PT. FIELD GOALS			FREE THROWS			REBOUNDS			MISCELLANEOUS				SCORING	
	MADE	ATT.	PCT.	MADE	ATT.	PCT.	MADE	ATT.	PCT.	OFF.	DEF.	TOT.	AST	PF	DQ	STL	TO	BLK
S.A.	3131	6911	.453	750	2154	.348	1175	1549	.759	756	2731	3487	1786	1619	7	622	1155	318
UTAH	3057	6804	.449	778	2131	.365	1295	1680	.771	710	2702	3412	1636	1683	9	678	1224	380
BOS.	3066	6973	.440	769	2220	.339	1334	1748	.763	791	2804	3595	1744	1571	6	594	1159	364
MIAMI	3090	6873	.450	785	2181	.360	1476	1885	.783	744	2791	3535	1720	1587	5	616	1160	378
PORT.	3146	7042	.447	794	2179	.364	1362	1803	.755	763	2755	3518	1655	1564	5	602	1036	418
HOU.	3244	7017	.462	829	2365	.351	1201	1610	.746	710	2738	3448	1837	1670	11	609	1194	363
TOR.	3149	7017	.449	731	2046	.357	1489	1941	.767	806	2672	3478	1785	1633	9	588	1176	401
DET.	3206	6988	.459	908	2527	.359	1201	1548	.776	756	2833	3589	2064	1511	4	597	1215	398
IND.	3230	6953	.465	870	2496	.349	1213	1602	.757	838	2685	3523	1905	1514	5	577	1271	428
OKC.	3156	6885	.458	920	2507	.367	1332	1733	.769	782	2676	3458	1911	1750	8	630	1314	377
PHIL.	3120	7185	.434	829	2427	.342	1566	2102	.745	818	2641	3459	1782	1670	15	697	1173	417
DALL.	3219	6870	.469	874	2411	.363	1327	1754	.757	725	2037	3752	1929	1604	2	594	1126	369
MEM.	3046	6587	.462	874	2377	.366	1688	2196	.769	782	2703	3485	1816	1674	4	662	1211	421
SAC.	3177	6759	.470	976	2586	.377	1347	1760	.765	745	2843	3588	1939	1422	4	636	1175	389
WASH.	3195	6918	.462	835	2393	.349	1469	1931	.761	805	2682	3487	1831	1639	9	641	1223	383
MILW.	3209	6863	.468	829	2225	.373	1509	1926	.783	817	2686	3503	1939	1633	8	585	1279	366
MINN.	3298	6942	.475	890	2431	.366	1311	1683	.779	803	2626	3429	1962	1711	6	529	1238	382
G.S.	3296	7380	.447	853	2392	.357	1369	1807	.758	893	2592	3485	1934	1516	4	717	1175	300
CHA.	3370	7199	.468	926	2467	.375	1187	1494	.795	691	2891	3582	2029	1839	9	542	1112	404
N.Y.	3233	7078	.457	917	2494	.368	1475	1906	.774	838	2702	3540	1965	1509	6	670	1095	389
ORL.	3355	7176	.468	819	2260	.362	1345	1741	.773	868	2892	3760	1988	1556	2	639	1166	402
DEN.	3386	7113	.476	893	2364	.378	1234	1671	.738	800	2613	3413	2028	1699	11	654	1131	391
ATL.	3336	7107	.469	949	2519	.377	1301	1686	.772	841	2785	3626	2137	1661	8	710	1238	453
LA-C	3298	7193	.459	881	2477	.356	1457	1864	.782	871	2706	3577	2015	1803	10	699	1154	462
LA-L	3366	7374	.456	855	2469	.346	1402	1843	.761	840	2835	3675	1932	1679	10	682	1170	447
CLEV.	3429	7238	.474	956	2596	.368	1200	1588	.756	812	2766	3578	2122	1696	5	613	1105	340
CHI.	3360	7115	.472	990	2678	.370	1307	1660	.787	691	3053	3744	2123	1425	6	588	1111	423
BRK.	3418	7334	.466	741	2010	.369	1471	1921	.766	853	2981	3834	1782	1615	7	630	1015	450
N.O.	3423	7359	.454	891	2509	.355	1317	1679	.784	887	2843	3730	1947	1669	14	707	1186	344
PHX	3426	7274	.471	895	2398	.373	1543	2014	.766	855	2906	3761	1910	1715	13	712	1098	488
AVERAGES	3202	7004	.457	792	2214	.358	1463	1895	.772	831	2737	3568	1855	1632	8	632	1144	389

2017-18 NBA Award Winners

NBA Most Valuable Player	James Harden, Houston Rockets
NBA Coach of the Year	Dwane Casey, Toronto Raptors
NBA Defensive Player of the Year	Rudy Gobert, Utah Jazz
NBA Most Improved Player	Victor Oladipo, Indiana Pacers
NBA Rookie of the Year	Ben Simmons, Philadelphia 76ers
NBA Sixth Man Award	Lou Williams, LA Clippers
NBA Executive of the Year	Daryl Morey, Houston Rockets
J. Walter Kennedy Citizenship Award	J.J. Barea, Dallas Mavericks
NBA Sportsmanship Award	Kemba Walker, Charlotte Hornets
Twyman-Stokes Teammate of the Year	Jamal Crawford, Minnesota Timberwolves

ALL-NBA TEAMS

FIRST TEAM

F LeBron James, Cleveland
 F Kevin Durant, Golden State
 C Anthony Davis, New Orleans
 G James Harden, Houston
 G Damian Lillard, Portland

SECOND TEAM

F Giannis Antetokounmpo, Milwaukee
 F LaMarcus Aldridge, San Antonio
 C Joel Embiid, Philadelphia
 G Russell Westbrook, Oklahoma City
 G DeMar DeRozan, Toronto

THIRD TEAM

F Jimmy Butler, Minnesota
 F Paul George, Oklahoma City
 C Karl-Anthony Towns, Minnesota
 G Stephen Curry, Golden State
 G Victor Oladipo, Indiana

ALL-DEFENSIVE TEAMS

FIRST TEAM

Rudy Gobert, Utah
 Anthony Davis, New Orleans
 Victor Oladipo, Indiana
 Jrue Holiday, New Orleans
 Robert Covington, Philadelphia

SECOND TEAM

Joel Embiid, Philadelphia
 Draymond Green, Golden State
 Al Horford, Boston
 Dejounte Murray, San Antonio
 Jimmy Butler, Minnesota

ALL-ROOKIE TEAMS

FIRST TEAM

Donovan Mitchell, Utah
 Ben Simmons, Philadelphia
 Jayson Tatum, Boston
 Kyle Kuzma, L.A. Lakers
 Lauri Markkanen, Chicago

SECOND TEAM

Dennis Smith Jr., Dallas
 Lonzo Ball, L.A. Lakers
 John Collins, Atlanta
 Bogdan Bogdanovic, Sacramento
Josh Jackson, Phoenix

Weekly, Monthly Award Winners

NBA PLAYERS OF THE WEEK

Wk Ending	Eastern Conference	Western Conference
10/22	Giannis Antetokounmpo (MIL)	James Harden (HOU)
10/29	Victor Oladipo (IND)	DeMarcus Cousins (NOP)
11/5	Kristaps Porzingis (NYK)	James Harden (HOU)
11/12	Tobias Harris (DET)	Nikola Jokic (DEN)
11/19	DeMar DeRozan (TOR)	Karl-Anthony Towns (MIN)
11/26	Goran Dragic (MIA)	Anthony Davis (NOP)
12/3	LeBron James (CLE)	James Harden (HOU)
12/10	Victor Oladipo (IND)	Kevin Durant (GSW)
12/17	LeBron James (CLE)	Chris Paul (HOU)
12/24	DeMar DeRozan (TOR)	Russell Westbrook (OKC)
12/31	Bradley Beal (WAS)	Lou Williams (LAC)
1/7	DeMar DeRozan (TOR)	Stephen Curry (GSW)
1/14	Goran Dragic (MIA)	Lou Williams (LAC)
1/21	Joel Embiid (PHI)	Damian Lillard (POR)
1/28	Khrist Middleton (MIL)	Stephen Curry (GSW)
2/4	Andre Drummond (DET)	James Harden (HOU)
2/11	Joel Embiid (PHI)	James Harden (HOU)
3/4	DeMar DeRozan (TOR)	Anthony Davis (NOP)
3/11	DeMar DeRozan (TOR)	Damian Lillard (POR)
3/18	LeBron James (CLE)	Russell Westbrook (OKC)
3/25	LeBron James (CLE)	LaMarcus Aldridge (SAS)
4/1	Victor Oladipo (IND)	Damian Lillard (POR)
4/8	Ben Simmons (PHI)	Nikola Jokic (DEN)

NBA MONTHLY AWARD WINNERS

	Eastern Conference	Western Conference
PLAYER		
Oct./Nov.	LeBron James (CLE)	James Harden (HOU)
December	LeBron James (CLE)	Russell Westbrook (OKC)
January	DeMar DeRozan (TOR)	Stephen Curry (GSW)
February	LeBron James (CLE)	Anthony Davis (NOP)
March/April	LeBron James (CLE)	Anthony Davis (NOP)
COACH		
Oct./Nov.	Brad Stevens (BOS)	Mike D'Antoni (HOU)
December	Dwane Casey (TOR)	Steve Kerr (GSW)
January	Erik Spoelstra (MIA)	Terry Stotts (POR)
February	Scott Brooks (WAS)	Mike D'Antoni (HOU)
March/April	Brett Brown (PHI)	Quin Snyder (UTA)
ROOKIE		
Oct./Nov.	Ben Simmons (PHI)	Kyle Kuzma (LAL)
December	Jayson Tatum (BOS)	Donovan Mitchell (UTA)
January	Ben Simmons (PHI)	Donovan Mitchell (UTA)
February	Ben Simmons (PHI)	Donovan Mitchell (UTA)
March/April	Ben Simmons (PHI)	Donovan Mitchell (UTA)

Suns Final Season Statistics 17-18

PLAYER					3 PT				REBOUNDS							
	G	GS	MIN	FGM-FGA	PCT	FGM-FGA	PCT	FTM-FTA	PCT	OR-DR	TOT	AST	PF-DQ	STL	TO BLK	PTS-AVG
BOOKER	54	54	1865	455-1054	.432	147-384	.383	289-329	.878	26-218	244	253	168-3	47	194 14	1346-24.9
WARREN	65	65	2142	529-1063	.498	20-90	.222	193-255	.757	125-208	333	85	149-2	65	84 41	1271-19.6
BLEDSE	3	3	83	16-40	.400	4-13	.308	11-14	.786	3-4	7	9	6-0	4	10 2	47-15.7
JACKSON	77	35	1959	389-932	.417	57-217	.263	177-279	.634	95-256	351	119	218-3	80	146 35	1012-13.1
PAYTON	19	19	551	91-209	.435	5-25	.200	37-54	.685	17-83	100	118	50-0	19	54 6	224-11.8
MONROE	20	14	465	97-155	.626	0-0	---	31-46	.674	50-110	160	50	40-0	16	40 6	225-11.3
JAMES	32	10	669	121-312	.388	26-97	.268	64-84	.762	12-77	89	120	45-0	27	48 7	332-10.4
DANIELS	79	15	1621	232-575	.403	183-458	.400	56-64	.875	12-115	127	48	137-0	26	56 5	703-8.9
CANAAN	19	1	418	52-136	.382	22-66	.333	46-51	.902	6-38	44	76	36-0	16	29 1	172-9.1
LEN	69	13	1395	214-378	.566	1-3	.333	158-231	.684	175-343	518	82	158-2	27	78 61	587-8.5
ULIS	71	43	1658	214-551	.388	42-146	.288	84-101	.832	24-104	128	311	120-0	70	127 7	554-7.8
CHRISS	72	49	1527	202-477	.423	56-190	.295	96-158	.608	76-319	395	83	205-6	51	107 70	556-7.7
HARRISON	23	2	384	59-124	.476	6-26	.231	28-38	.737	9-52	61	55	42-0	26	22 7	152-6.6
HOUSE	23	3	403	56-129	.434	15-58	.259	25-31	.806	13-63	76	25	23-0	7	11 6	152-6.6
CHANDLER	46	46	1151	121-187	.647	0-0	---	58-93	.624	134-284	418	53	106-1	16	59 27	300-6.5
BENDER	82	37	2070	187-484	.386	118-322	.366	39-51	.765	40-321	361	130	166-2	22	112 53	531-6.5
GRAY	5	0	86	11-41	.268	3-13	.231	7-11	.636	2-8	10	12	8-0	8	7 2	32-6.4
PETERS	20	0	225	28-74	.378	18-58	.310	8-10	.800	8-29	37	12	13-0	2	4 2	82-4.1
WILLIAMS	5	0	70	7-18	.389	0-0	---	6-9	.667	3-19	22	8	13-0	5	7 1	20-4.0
DUDLEY	48	0	686	48-122	.393	29-80	.363	27-35	.771	8-86	94	78	85-0	24	28 11	152-3.2
REED	21	1	242	22-76	.289	11-38	.289	8-12	.667	2-37	39	13	17-0	10	10 2	63-3.0
JONES	6	0	33	2-4	.500	0-2	.000	5-6	.833	2-2	4	3	2-0	1	1 4	9-1.5
SUNS	82	-	19705	3153-7141	.442	763-2286	.334	1453-1962	.741	842-2776	3618	1743	1807-19	569	1288 370	8522-103.9
OPPONENTS	82	-	19705	3426-7274	.471	895-2398	.373	1543-2014	.766	855-2906	3761	1910	1715-13	712	1098 488	9290-113.3

PLAYER	SINGLE-GAME HIGHS							AVERAGE PER GAME							CAREER HIGHS (C=SET, T=TIED THIS SEASON)						
	MIN	REB	AST	ST	TO	B	PTS	MIN	REB	AST	STL	TO	BLK	PTS	FGM	FGA	FTM	FTA	REB	AST	PTS
BOOKER	42	11	10	3	9	3	46	34.5	4.5	4.7	0.87	3.6	0.26	24.9	21	40	24	26	11C	11	70
WARREN	44	11	5	4	4	3	40	33.0	5.1	1.3	1.00	1.3	0.63	19.6	16C	26C	10	11	16	6	40C
BLEDSE	30	4	4	2	5	1	28	27.6	2.3	3.0	1.33	3.3	0.67	15.7	15	27	14	15	13	16	41
JACKSON	40	12	5	4	6	4	36	25.4	4.6	1.5	1.04	1.9	0.45	13.1	14C	24C	10C	13C	12C	5C	36C
PAYTON	39	11	14	3	6	2	29	29.0	5.3	6.2	1.00	2.8	0.32	11.8							
MONROE	35	17	7	3	5	2	22	23.3	8.0	2.5	0.80	2.0	0.30	11.3	15	24	13	16	21	11	35
JAMES	31	6	8	4	4	1	26	20.9	2.8	3.8	0.84	1.5	0.22	10.4	10C	20C	7C	10C	6C	8C	26C
DANIELS	36	6	4	2	2	1	32	20.5	1.6	0.6	0.33	0.7	0.06	8.9	12	23	5C	5T	7	5	32C
CANAAN	30	5	9	3	4	1	17	22.0	2.3	4.0	0.84	1.5	0.05	9.1							
LEN	40	19	6	3	4	6	21	20.2	7.5	1.2	0.39	1.1	0.88	8.5	10	22	11T	14	19C	7	31
ULIS	42	6	12	5	5	1	23	23.4	1.8	4.4	0.99	1.8	0.10	7.8	15	25	6C	6T	9	13	34
CHRISS	35	13	4	5	5	5	23	21.2	5.5	1.2	0.71	1.5	0.97	7.7	9T	19	8T	10T	13T	4T	27
HARRISON	36	7	10	4	4	1	18	16.7	2.7	2.4	1.13	1.0	0.30	6.6	8C	12C	5C	6C	7C	10C	18C
HOUSE	45	8	5	1	3	2	22	17.5	3.3	1.1	0.30	0.5	0.26	6.6	9C	18C	3C	3C	8C	5C	22C
CHANDLER	37	18	4	3	4	2	15	25.0	9.1	1.2	0.35	1.3	0.59	6.5	12	17	14	16	28	6	28
BENDER	41	14	8	2	5	4	23	25.2	4.4	1.6	0.27	1.4	0.65	6.5	9C	15C	5C	6C	14C	8C	23C
GRAY	31	4	7	4	2	1	9	17.3	2.0	2.4	1.60	1.4	0.40	6.4	4C	16C	3C	4C	4C	7C	9C
PETERS	28	9	3	1	1	1	36	11.2	1.9	0.6	0.10	0.2	0.10	4.1	12C	20C	4C	4C	9C	3C	36C
WILLIAMS	19	6	3	2	2	1	8	14.1	4.4	1.6	1.00	1.4	0.20	4.0	8	16	6	9	17	3T	17
DUDLEY	32	9	9	2	3	2	13	14.3	2.0	1.6	0.50	0.6	0.23	3.2	11	17	9	12	18	10	36
REED	25	6	2	5	2	1	16	11.5	1.9	0.6	0.48	0.5	0.10	3.0	5C	8C	2C	2C	6C	2C	16C
JONES	11	1	2	1	1	2	5	5.5	0.7	0.5	0.17	0.2	0.67	1.5	6	11	4	5	8	4	15
SUNS	265	66	35	14	29	12	130	240.3	44.1	21.3	6.94	15.7	4.51	103.9	67	128	61	80	77	51	173
OPPONENTS	265	62	36	16	23	16	142	240.3	45.9	23.3	8.68	13.4	5.95	113.3	67	137	56	71	83	47	159



2017-18 Game-By-Game Results

G	Date	Opp.	Score	W/L	Rec.	Attend.	1st	2nd	3rd	4th	10T	20T	Suns HI Pts.	Suns HI Reb.	Suns HI Assts.	Opp. HI Pts.	Opp. HI Reb.	Opp. HI Assts.
1	10/18	POR	76-124	L	0-1	18,055*	21-29	14-31	20-38	21-26	-	-	Bledsoe-15	Bender-7	Bledsoe-3	Lillard-27	Aminu-12	Bledsoe-3
2	10/20	LAL	130-132	L	0-2	18,055*	36-40	37-30	26-36	31-26	-	-	Bledsoe-28	Booker-11	Booker-8	Balt-29	Balt-Lopez-11	Booker-8
3	10/21	@LAC	88-130	L	0-3	19,068*	17-15	26-35	20-32	24-40	-	-	Len-15	Chandler-14	James-6	Griffin-29	Jordan-13	Booker-6
4	10/23	SAC	117-115	W	1-3	14,903	36-17	23-34	28-25	30-39	-	-	Booker-22	Chandler-14	James-7	Temple-23	Koufos-9	Booker-22
5	10/25	UTA	97-88	W	2-3	16,022	23-13	25-28	23-18	26-29	-	-	Warren-27	Len-12	Ulis-5	Hood-22	Gobert-14	Ulis-5
6	10/28	@POR	107-114	L	2-4	19,343	24-29	33-32	32-31	18-22	-	-	Booker-34	Len-8	Booker-6	Lillard-25	Davis-11	Booker-6
7	10/31	@BKN	122-114	W	3-4	12,936	30-24	29-29	35-26	35-26	-	-	Booker-32	Len-15	James-5	Russell-33	Hollis-Jefferson-7	James-5
8	11/1	@WAS	122-116	W	4-4	14,790	15-32	37-32	35-26	35-26	-	-	Warren-40	TJW/MC-10	James-6	Beal-40	Gortat-13	Warren-40
9	11/3	@NYK	107-120	L	4-5	19,404	19-32	31-33	26-27	31-28	-	-	Booker-34	Chandler-10	James-8	Porzingis-37	Kanter-15	James-8
10	11/5	@SAS	95-112	L	4-6	18,038	20-28	35-23	24-27	27-27	-	-	Warren-17	Chandler-14	Ulis-3	Aldridge-21	LA/PG-9	Ulis-3
11	11/6	BKN	92-98	L	4-7	15,905	19-28	22-19	27-25	24-26	-	-	Warren-20	Len-14	Ulis-7	Russell-23	Carroll-11	Warren-20
12	11/8	MIA	115-126	L	4-8	16,500	27-36	27-33	32-25	29-32	-	-	Booker-30	Chriss-9	Booker-6	Dragic-29	Whiteside-10	Booker-6
13	11/10	ORL	112-128	L	4-9	16,507	32-36	31-28	20-33	29-31	-	-	Len-13	Len-13	Booker-5	Gordon-22	AG/NV-7	Booker-5
14	11/11	MIN	118-110	W	5-9	16,910	19-28	37-32	29-28	33-22	-	-	Booker-9	Booker-9	Booker-6	Wiggins-27	Towns-12	Booker-6
15	11/13	LAL	93-100	L	5-10	17,533	20-21	24-22	29-31	20-26	-	-	Booker-36	Chandler-15	DB/TJW-3	Clarkson-25	BL/KCP-10	DB/TJW-3
16	11/16	HOU	116-142	L	5-11	16,875	23-45	42-45	26-30	25-22	-	-	Daniels-23	Len-13	Booker-10	Harden-48	CCTB-10	Booker-10
17	11/17	@LAL	122-113	W	6-11	18,997*	29-28	36-25	24-29	33-31	-	-	Booker-33	Len-18	James-8	Kuzma-30	KK/BL-10	Booker-33
18	11/19	CHI	113-105	W	7-11	16,284	30-37	31-19	24-28	28-21	-	-	Warren-27	Len-8	Booker-6	Markkanen-26	Markkanen-13	Booker-6
19	11/22	MIL	107-113	L	7-12	16,270	23-33	21-31	31-30	30-21	2-8	-	Booker-23	Monroe-15	Ulis-5	Middleton-40	Middleton-9	Ulis-5
20	11/24	NOP	91-115	L	7-13	16,574	21-33	21-39	20-22	29-21	-	-	Warren-18	Len-12	James-4	Davis-23	Cousins-10	James-4
21	11/26	@MIN	108-119	W	7-14	16,448	27-33	31-30	22-30	28-26	-	-	James-26	TC/MC-7	James-7	Towns-32	Gibson-14	James-7
22	11/28	@CHI	104-99	W	8-14	18,324	28-29	18-14	27-27	31-29	-	-	Booker-33	Len-18	James-7	Holiday-25	Lopez-7	James-7
23	11/29	@DET	107-131	L	8-15	18,086	19-36	22-33	29-35	37-27	-	-	Booker-22	GM/JJ-7	Monroe-5	Jackson-23	TH/AD-7	Monroe-5
24	12/2	@BOS	111-116	L	8-16	18,624*	22-31	32-29	25-29	32-27	-	-	Booker-38	Chandler-18	DB/MJ-5	Iving-19	Morris-8	Chandler-18
25	12/4	@PHI	115-101	W	9-16	20,564*	28-28	32-19	29-32	26-22	-	-	Booker-46	Chandler-12	Ulis-12	Redick-25	Embiid-12	Ulis-12
26	12/5	@TOR	113-126	L	9-17	19,800*	23-36	23-19	33-42	34-29	-	-	Booker-19	Monroe-10	Booker-8	DD/KL-20	Valanciunas-8	Booker-8
27	12/7	SAS	99-109	L	9-18	15,925	28-26	24-31	32-28	15-24	-	-	Warren-23	TJW/JAL-8	Ulis-6	Beal-34	MG/IM-8	Ulis-6
28	12/9	WAS	101-104	L	9-19	16,575	17-28	22-24	32-25	30-25	-	-	James-25	Monroe-11	Monroe-11	LA/PM-20	Murray-14	Monroe-11
29	12/12	@SAC	92-99	L	9-20	17,583*	23-21	28-28	23-25	18-25	-	-	Warren-18	Chandler-10	James-5	Hill-18	Koufos-8	James-5
30	12/13	TOR	109-115	L	9-21	15,517	31-37	21-21	27-34	30-23	-	-	Daniels-32	Monroe-11	Ulis-8	DeRozan-37	Ibaka-13	Ulis-8
31	12/16	@MIN	108-106	W	10-21	18,109	22-25	20-25	35-31	31-23	-	-	Daniels/Bender-17	Len-19	Canaan-7	Towns-11	Towns-11	Canaan-7
32	12/18	@DAL	97-91	L	11-21	19,245*	25-22	24-28	19-25	29-16	-	-	Warren-19	Len-14	Canaan-6	Barnes-26	Kleber-8	Canaan-6
33	12/20	@LAC	95-108	L	11-22	17,151	15-23	20-30	31-28	29-27	-	-	Warren-22	Len-13	TJW/MJ-4	Rivers-21	Jordan-20	TJW/MJ-4
34	12/21	MEM	97-95	W	12-22	16,339	26-25	34-26	19-30	18-14	-	-	Warren-27	Monroe-12	Monroe-7	Evans-23	Gasol-11	Evans-23
35	12/23	MIN	106-115	L	12-23	16,482	24-33	19-31	37-22	26-29	-	-	Warren-24	Chandler-15	Canaan-9	Butler-32	Towns-14	Chandler-15
36	12/26	MEM	99-97	W	13-23	17,105	29-19	28-34	19-23	23-21	-	-	Booker-32	Chriss-13	DB/TU-6	Evans-25	Towns-14	DB/TU-6
37	12/29	@SAC	111-101	W	14-23	17,583*	35-25	20-21	33-37	23-18	-	-	TJW/DB-26	Chandler-11	Canaan-6	Randolph-14	Caulley-Stein-9	Canaan-6
38	12/31	PHI	110-123	L	14-24	16,983	32-38	17-25	40-29	21-31	-	-	Booker-32	Chandler-11	DB/TU-6	Saric-27	JE/BS-9	DB/TU-6
39	1/2	ATL	104-103	W	15-24	15,921	19-27	30-21	24-32	31-23	-	-	Booker-34	Chriss-11	Booker-7	Ilyasova-21	Lyles-11	Booker-7
40	1/3	@DEN	111-134	L	15-25	14,079	26-34	41-27	18-37	26-36	-	-	Booker-17	Monroe-10	TJW/DB-5	Harris-36	Lyles-11	Monroe-10
41	1/5	@SAS	89-103	L	15-26	18,501*	26-26	16-23	30-31	17-23	-	-	Booker-21	Chandler-12	Ulis-6	KL/MC-21	PG/DB-7	Ulis-6

G	Date	Opp.	Score	W/L	Rec.	Attend.	1st	2nd	3rd	4th	10T	20T	Suns HI Pts.	Suns HI Reb.	Suns HI Assts.	Opp. HI Pts.	Opp. HI Reb.
42	1/7	OKC	114-100	W	16-26	18,055*	28-23	34-30	28-29	24-18	-	-	Booker-26	Chandler-13	TU/JJ-5	Westbrook-26	Opp. HI Reb. Westbrook-10
43	1/12	HOU	95-112	L	16-27	18,055*	23-27	21-30	24-33	27-22	-	-	Booker-27	Chandler-11	DB/TU-9	Paul-25	Capela-16
44	1/14	IND	97-120	L	16-28	17,091*	16-30	28-34	22-32	31-24	-	-	Jackson-21	Chandler-14	Booker-7	Collison-19	Sabonis-14
45	1/16	@POR	111-118	L	16-29	18,604	31-36	20-30	21-26	39-26	-	-	Booker-43	Len-10	Booker-8	Lillard-31	Aminu-9
46	1/19	@DEN	108-100	W	17-29	15,732	29-31	31-19	25-23	23-27	-	-	Booker-30	Chandler-9	Canaan-6	Murray-30	Jokic-17
47	1/22	@MIL	105-109	L	17-30	14,766	26-30	27-23	26-23	26-33	-	-	Warren-23	Monroe-7	Dudley-9	Middleton-35	KM/JH-6
48	1/24	@IND	101-116	L	17-31	14,060	18-32	26-31	21-36	36-17	-	-	Jackson-20	Monroe-17	T. Young-22	Stephenson-9	Stephenson-9
49	1/26	NYK	85-107	L	17-32	17,068	23-33	26-20	18-28	18-26	-	-	Warren-20	Monroe-10	IC/JD-4	Kanter-20	Kanter-10
50	1/28	@HOU	102-113	L	17-33	18,055*	24-28	29-32	24-32	25-21	-	-	Booker-31	Chandler-15	Booker-10	Harden-27	Capela-11
51	1/29	@MEM	109-120	W	17-34	13,202	26-22	21-42	27-26	35-30	-	-	Warren-24	JJ/AL-8	Ulis-7	Evans-27	Gasol-10
52	1/31	DAL	102-88	W	18-34	15,923	36-17	21-29	24-15	21-27	-	-	Jackson-21	Chriss-12	TJW/DB-4	Smith-17	Nowitzki-10
53	2/2	UTA	97-129	L	18-35	16,560	22-28	17-34	33-32	24-35	-	-	Jackson-20	Bender-9	Booker-6	Mitchell-40	Favors-10
54	2/4	CHA	110-115	L	18-36	14,487	31-25	28-23	35-38	16-29	-	-	Jackson-23	Chandler-10	Booker-9	Batum-22	Howard-14
55	2/6	@LAL	95-112	L	18-37	18,997*	28-33	29-24	22-31	14-24	-	-	Warren-24	Chandler-13	Ulis-7	Ingram-26	Hart-11
56	2/7	SAS	81-129	L	18-38	15,993	9-28	22-41	19-28	31-32	-	-	Len-14	Chriss-10	Gray-7	Aldridge-23	Aldridge-13
57	2/10	DEN	113-123	L	18-39	16,325	25-28	37-34	29-32	24-29	-	-	Warren-31	Bender-8	Payton-9	Chandler-26	Jokic-9
58	2/12	@GSW	83-129	L	18-40	19,596*	24-25	21-37	26-37	12-30	-	-	Payton-29	Chandler-9	Payton-5	Curry-22	Casspi-10
59	2/14	@UTA	97-107	L	18-41	18,306*	23-27	18-23	30-22	26-35	-	-	Booker-28	Payton-11	Payton-12	Mitchell-24	Gobert-17
60	2/23	LAC	117-128	L	18-42	17,126	18-40	32-39	28-16	39-33	-	-	TJW/DB-27	Len-13	Payton-6	L. Williams-35	Jordan-13
61	2/24	POR	104-106	L	18-43	17,112	24-28	26-27	31-16	23-35	-	-	Booker-30	Len-13	Payton-11	Lillard-40	Nurkic-13
62	2/26	@NOP	116-125	L	18-44	14,302	36-26	29-32	24-38	27-29	-	-	Booker-40	Jackson-12	DB/DB-7	Davis-53	Davis-38
63	2/28	@MEM	110-102	W	19-44	13,484	21-27	36-27	25-18	28-30	-	-	Booker-34	Len-11	JJ/AL/EP-4	Gasol-22	Gasol-13
64	3/2	OKC	116-124	L	19-45	18,055*	37-32	30-28	32-37	17-27	-	-	Booker-39	Payton-10	DB/EP-8	Westbrook-43	Westbrook-14
65	3/4	@ATL	112-113	L	19-46	15,166	23-29	33-27	31-30	23-32	-	-	Warren-35	Payton-10	Payton-14	Prince-22	Plumlee-11
66	3/5	@MIA	103-125	L	19-47	19,600*	27-30	21-31	32-32	23-27	-	-	Booker-31	Payton-7	Bender-6	Whiteside-24	Whiteside-14
67	3/8	@OKC	87-115	L	19-48	18,203*	23-26	15-23	29-39	20-27	-	-	Booker-30	DB/OTD-6	Payton-6	Westbrook-27	Adams-12
68	3/10	@CHA	115-122	L	19-49	19,336*	25-32	26-27	21-35	43-28	-	-	Daniels-17	DR/MC-6	Ulis-10	Howard-30	DH/NB-12
69	3/13	CLE	107-129	L	19-50	18,055*	18-38	34-30	28-34	27-27	-	-	JJ/JJ-19	Warren-10	Payton-7	James-23	James-13
70	3/15	@UTA	88-116	L	19-51	18,306*	23-20	20-36	23-25	22-35	-	-	Warren-19	AL/JJ-9	SH/TU-3	Mitchell-23	Gobert-13
71	3/17	GSW	109-124	L	19-52	18,055*	34-30	26-22	25-42	24-30	-	-	Jackson-36	Len-9	Payton-7	Cook-28	Green-11
72	3/20	DET	88-115	L	19-53	17,400	19-19	19-25	26-36	24-35	-	-	Len-19	EP/TU-5	Griffin-26	Drummond-10	Drummond-10
73	3/23	@CLE	95-120	L	19-54	20,562*	27-23	18-39	26-31	24-27	-	-	Daniels-20	Chriss-10	Ulis-9	James-27	LAJ/TT-10
74	3/24	@ORL	99-105	L	19-55	17,393	23-26	23-12	28-39	25-28	-	-	Jackson-18	Len-9	Payton-8	Gordon-23	AG/NV-11
75	3/26	BOS	94-102	L	19-56	16,055*	15-31	30-17	20-29	29-25	-	-	Jackson-23	Bender-10	Ulis-8	Tatum-23	Horford-9
76	3/28	LAC	99-111	L	19-57	17,005	32-27	24-31	26-27	17-26	-	-	Ulis-23	Chriss-13	Jackson-5	Jordan-15	Jordan-15
77	3/30	@HOU	103-104	L	19-58	18,055*	25-22	32-18	29-35	17-29	-	-	Jackson-27	Chriss-11	Ulis-12	Harden-28	CC/JH-8
78	4/1	@GSW	107-117	L	19-59	19,596*	24-22	35-36	18-36	30-23	-	-	JJ/MC-22	Bender-10	Ulis-9	Durant-29	Durant-11
79	4/3	SAC	97-94	W	20-59	16,826	22-22	24-18	27-29	24-25	-	-	Jackson-28	Len-15	Ulis-9	Bogdanovic-22	Fox-9
80	4/6	NOP	103-122	L	20-60	18,055*	21-39	25-24	24-23	33-36	-	-	Chriss-23	Jackson-11	Harrison-5	Davis-33	Mirvic-16
81	4/8	GSW	100-117	L	20-61	18,055*	29-33	21-31	22-27	28-26	-	-	House-22	Bender-14	Ulis-10	Thompson-34	DG/QC/KL-6
82	4/10	@DAL	124-97	W	21-61	20,041*	29-26	15-28	39-22	41-21	-	-	Peters-36	Bender-13	Harrison-10	Motley-21	Collinsworth-11

Key Dates 17-18

- 9/22** Suns sign forward Anthony Bennett and guard/forward Peter Jok.
- 9/22** Suns acquire guard Troy Daniels and a 2018 second-round pick from Memphis in exchange for a conditional Suns' 2018 second-round pick.
- 9/25** Suns sign restricted free agent Alex Len.
- 9/25** Alan Williams undergoes a meniscus repair of his right knee.
- 9/26** Suns sign forward T.J. Warren to a multiyear contract extension.
- 10/11** Suns waive forward Anthony Bennett and guard/forward Peter Jok.
- 10/13** Suns sign forward Tidjan Keita.
- 10/14** Suns waive guard Elijah Millsap and forward Tidjan Keita.
- 10/17** Suns exercise 2018-19 options on guard Devin Booker, forward Dragan Bender and forward Marquese Chriss.
- 10/22** Suns relieve Earl Watson of his duties as head coach and name Jay Triano interim head coach.
- 11/7** Suns assign forward/guard Derrick Jones Jr. to Northern Arizona of the G League.
- 11/7** Suns acquire center/forward Greg Monroe, the rights to a future first-round pick and a 2018 protected second-round pick from Milwaukee in exchange for guard Eric Bledsoe.
- 11/8** Suns recall forward/guard Derrick Jones Jr. from Northern Arizona of the G League.
- 11/9** Suns assign forward/guard Derrick Jones Jr. to Northern Arizona of the G League.
- 11/10** Suns recall forward/guard Derrick Jones Jr. from Northern Arizona of the G League.
- 11/11** Suns assign forward/guard Derrick Jones Jr. to Northern Arizona of the G League.
- 11/19** Suns recall forward/guard Derrick Jones Jr. from Northern Arizona of the G League.
- 11/20** Suns assign forward/guard Derrick Jones Jr. to Northern Arizona of the G League.
- 11/22** Suns recall forward/guard Derrick Jones Jr. from Northern Arizona of the G League.
- 11/25** Suns assign forward/guard Derrick Jones Jr. to Northern Arizona of the G League.
- 12/7** Suns sign guard Mike James to a standard NBA contract, converting from a two-way contract.
- 12/7** Suns waive forward/guard Derrick Jones Jr.
- 12/8** Suns sign forward Danuel House to a two-way contract.
- 12/13** Suns sign guard Isaiah Canaan after receiving an injury hardship exemption by the NBA.
- 12/23** Suns waive guard Mike James.
- 12/28** Suns assign guard Davon Reed to Northern Arizona of the G League.
- 1/6** Suns recall guard Davon Reed from Northern Arizona of the G League.
- 1/8** Suns assign guard Davon Reed to Northern Arizona of the G League.
- 1/14** Suns recall guard Davon Reed from Northern Arizona of the G League.
- 1/20** Suns assign guard Davon Reed to Northern Arizona of the G League.
- 1/21** Suns recall guard Davon Reed from Northern Arizona of the G League.
- 1/22** Suns assign guard Davon Reed to Northern Arizona of the G League.
- 1/22** Suns celebrate their 50th anniversary as they play the Bucks in Milwaukee, 50 years to the day after the NBA granted franchises to Phoenix and Milwaukee on January 22, 1968.
- 1/27** Suns recall guard Davon Reed from Northern Arizona of the G League.
- 2/1** Suns waive center/forward Greg Monroe.
- 2/2** Suns sign guard Josh Gray to a 10-day contract, calling him up from Northern Arizona of the G League.
- 2/8** Suns waive guard Isaiah Canaan.
- 2/8** Suns acquire guard Elfrid Payton from Orlando in exchange for a 2018 second-round pick via Memphis.
- 2/12** Suns sign guard Josh Gray to a second 10-day contract.
- 2/17** Devin Booker wins the 2018 JBL Three-Point Contest at All-Star Saturday Night in Los Angeles, scoring a contest record 28 points in the final round.

- 2/21** Suns sign guard Shaquille Harrison to a 10-day contract, calling him up from Northern Arizona of the G League, and release guard Josh Gray.
- 2/23** Suns assign guard Davon Reed to Northern Arizona of the G League.
- 2/24** Suns recall guard Davon Reed from Northern Arizona of the G League.
- 2/25** Suns assign guard Davon Reed to Northern Arizona of the G League.
- 3/3** Suns sign guard Shaquille Harrison to a second 10-day contract.
- 3/3** Suns recall guard Davon Reed from Northern Arizona of the G League.
- 3/13** Suns sign guard Shaquille Harrison to multi-year contract.
- 3/15** Suns assign forward/center Alan Williams to Northern Arizona of the G League.
- 3/16** Suns recall forward/center Alan Williams from Northern Arizona of the G League.
- 3/20** Suns assign forward/center Alan Williams to Northern Arizona of the G League.
- 3/25** Suns recall forward/center Alan Williams from Northern Arizona of the G League.
- 3/31** Former Suns players Steve Nash, Jason Kidd, Grant Hill and Charlie Scott, as well as former Suns president and CEO Rick Welts, are announced as among the 13 members of the Class of 2018 to be enshrined in the Naismith Memorial Basketball Hall of Fame in Springfield on September 7. With four former Suns players elected in the Class of 2018, this is the first class in Naismith Memorial Basketball Hall of Fame history to include four people enshrined as players who each played for the same NBA franchise.
- 4/6** Devin Booker is named to 35-player roster for USA Basketball's 2018-20 Men's National Team.
- 5/2** Suns agree to terms with Igor Kokoškov to become the team's new head coach, making him the 19th head coach in Suns history and the first head coach born and raised outside North America in NBA history.
- 5/15** Suns are awarded the first overall pick in the NBA Draft for the first time in franchise history, hitting on a 25.0 percent probability of winning the No. 1 pick at the 2018 NBA Draft Lottery in Chicago.
- 5/22** Josh Jackson is named to the 2017-18 NBA All-Rookie Second Team.
- 6/21** Suns select Arizona center Deandre Ayton with the No. 1 pick in the 2018 NBA Draft in New York, making him the first No. 1 overall pick in NBA history to be selected by a team in the same state where he played in both college and high school.
- 6/21** In addition to Ayton, the Suns add Villanova forward Mikal Bridges (No. 10 pick), French guard Elie Okobo (No. 31) and Colorado forward George King (No. 59) in the 2018 NBA Draft. Bridges was acquired from Philadelphia in exchange for the rights to the No. 16 pick (Zhaire Smith) and Miami's 2021 first-round pick.
- 6/22** Suns announce coaching staff, naming Joe Prunty, Cortliss Williamson, Jamelle McMillan and Jason Staudt assistant coaches, Cody Toppert director of player development and Devin Smith player development coach.
- 6/22** Josh Jackson is named to the 2017-18 NBA All-Rookie Second Team.
- 6/30** Suns waive guard Tyler Ulis.
- 7/2** Suns waive forward/center Alan Williams.
- 7/6** Suns sign 2018 NBA Draft acquisitions Deandre Ayton, Mikal Bridges, Elie Okobo and George King.
- 7/6** Suns sign forward Trevor Ariza.
- 7/7** Suns sign guard Devin Booker to a max contract extension.
- 7/17** Deandre Ayton named to the 2018 All-NBA Summer League Second Team.
- 7/20** Suns complete trade with Philadelphia, acquiring forward/center Richaun Holmes in exchange for cash considerations, and complete trade with Brooklyn, acquiring forward Darrell Arthur in exchange for forward Jared Dudley and a protected 2021 second-round pick.
- 8/3** Suns re-sign guard Isaiah Canaan.
- 8/28** Suns announce additions to sports medicine staff, naming Daniel Bove director of performance, Brady Howe head strength and conditioning coach/assistant athletic trainer, Geoff Staton assistant athletic trainer and Devin Skinner assistant athletic trainer.
- 8/31** Suns acquire forward Ryan Anderson and guard DeAnthony Melton from Houston in exchange for forward Marquese Chriss and guard Brandon Knight.
- 9/7** Former Suns Steve Nash, Jason Kidd, Grant Hill, Charlie Scott and Rick Welts are enshrined in the Naismith Memorial Basketball Hall of Fame.
- 9/18** Suns sign 2018 NBA Draft pick acquired from Houston DeAnthony Melton.
- 10/2** Suns reach global partnership with PayPal Holdings Inc. making PayPal the first-ever jersey patch partner of the Suns.
- 10/8** Suns relieve Ryan McDonough of his role as general manager.
- 10/15** Suns waive forward Darrell Arthur and guard Shaquille Harrison.
- 10/17** Suns sign guard Jamal Crawford and waive guard Davon Reed.

Final Regular Season Records

	Record	Home	Road	Overtime	Head Coach: Jay Triano, 1st season w/Phoenix
Overall	21-61	10-31	11-30	0-1	2017-18 Season: 21-58 (.266)
Atlantic	2-8	0-5	2-3		Overall Record With Suns: 21-58 (.266)
Central	2-8	1-4	1-4	0-1	
Southeast	2-8	1-4	1-4		
Eastern	6-24	2-13	4-11	0-1	Home Attendance
Southwest	6-12	3-6	3-6		Games 41
Northwest	5-13	3-6	2-7		Total 690,576
Pacific	4-12	2-6	2-6		Average 16,843
Western	15-37	8-18	7-19		Sellouts 10
	Won	Lost			Offense
Preseason	2	3			+100 16-36
October	3	4			-100 5-25
November	5	11			
December	6	9			Defense
January	4	10			+100 13-59
February	1	10			-100 8-2
March	0	14			
April	2	3			
					vs. Opponents
					+500 7-43
					-500 14-17

Streaks

	Overall Streaks	Home Streaks	Road Streaks
Current:	Won 1	Lost 2	Won 1
Longest:	Won 2, Lost 15	Won 2, Lost 12	Won 2, Lost 9
Last Win:	4/10 at Dallas (124-97)	4/3 vs. Sacramento (97-94)	4/10 at Dallas (124-97)
Last Loss:	4/8 vs. Golden State (100-117)	4/8 vs. Golden State (100-117)	4/1 at Golden State (107-117)

Suns Record When They:

	Home	Road	Overall
Led at the half:	9-5	7-7	16-12
Trailed at the half:	1-26	4-20	5-46
Were tied at the half:	-	0-3	0-3
Led after three quarters:	6-3	7-3	13-6
Trailed after three quarters:	3-28	4-26	7-54
Were tied after three quarters:	1-0	0-1	1-1
Shot higher field goal percentage:	8-6	10-5	18-11
Shot lower field goal percentage:	2-24	1-25	3-49
Made more three-pointers:	6-7	6-6	12-13
Made fewer three-pointers:	3-21	4-22	7-43
Shot more free throws:	6-15	7-14	13-29
Shot fewer free throws:	4-14	4-15	8-29
Outrebounded their opponent:	7-10	6-7	13-17
Were outrebounded by opponent:	3-21	4-19	7-40
Committed more turnovers:	6-19	6-19	12-38
Committed fewer turnovers:	3-12	5-7	8-19
Outscored opponents' bench:	6-11	9-14	15-25
Were outscored by opponents' bench:	3-19	2-16	5-35

Margins of Victory/Defeat

Largest Margin of Victory: 27 at Dallas, 4/10 (124-97)

Largest Margin of Defeat: 48 vs. Portland, 10/18 (76-124) and vs. San Antonio, 2/7 (81-129)

Margins	1	2	3	4	5	6	7	8	9	10	11	12	13	14	15	16	17	18	19	20	21	22	23	24	>25
Won By	1	4	1		1	2		5	2	1				3											1
Lost By	2	2	1	1	2	4	5	2	2	4	5	1	4	1	2	1	3		2			3	2	2	10

2017-18 Team Leaders

Player	10+ pts	20+ pts	30+ pts	10+ rebs	10+ assts	DDs
Bender	16	2		4		3
Bledsoe	2	1				
Booker	52	34	22	2	2	4
Canaan	10					
Chandler	8			22		4
Chriss	30	4	1	9		5
Daniels	30	4	1			
Dudley	5					
Harrison	6				1	1
Gray						
House	4	1				
Jackson	49	17	1	5		5
James	15	3				
Jones						
Len	26	1		19		12
Monroe	11	2		9		6
Payton	13	1		4	3	5
Peters	1	1	1			
Reed	1					
Ulis	29	1			4	4
Warren	57	34	5	6		6
Williams						

Led Suns in Scoring: Booker (33), Warren (23), Jackson (12), Daniels (5), Len (4), Bledsoe (2), Chriss (2), James (2), Bender (1), House (1), Payton (1), Peters (1), Ulis (1)

Led Suns in Rebounding: Len (24), Chandler (21), Chriss (11), Monroe (10), Bender (7), Jackson (6), Booker (3), Payton (3), Warren (3), Daniels (1), Reed (1)

Led Suns in Assists: Booker (24), Ulis (24), James (13), Payton (13), Canaan (7), Warren (5), Harrison (3), Jackson (3), Bender (2), Dudley (2), Monroe (2), Bledsoe (1), Chandler (1), Gray (1), Len (1)

Led Suns in Steals: Jackson (24), Ulis (19), Warren (18), Booker (11), Chriss (10), Harrison (9), Dudley (7), Daniels (6), James (6), Len (6), Monroe (5), Bender (3), Canaan (3), Chandler (3), Payton (3), Bledsoe (2), Gray (2), House (1), Reed (1), Williams (1)

Led Suns in Blocks: Chriss (24), Bender (20), Len (19), Warren (18), Jackson (14), Chandler (10), Booker (6), Dudley (5), James (4), House (3), Jones (3), Daniels (2), Harrison (2), Payton (2), Peters (2), Bledsoe (1), Canaan (1), Monroe (1), Reed (1), Ulis (1)

Games Missed Due To Injury/Illness/Suspension/Other

GAMES MISSED DUE TO INJURY/ILLNESS/SUSPENSION/OTHER – TOTAL: 318; TO INJURY/ILLNESS: 305

Player Injury/Reason	Games Missed (Record)	Dates
Eric Bledsoe		
Not with team	8 (4-4)	10-23-11/6
Devin Booker		
Right Great Toe Inflammation	1 (0-1)	11/26
Left Adductor Strain	9 (3-6)	12/7-12/23
Right Rib Contusion	1 (0-1)	1/29
Left Hip Pointer	4 (0-4)	2/6-2/12
Left Tricep Strain	1 (0-1)	3/10
Right Hand Sprain	12 (2-10)	3/17-4/10
Isaiah Canaan		
Left Adductor Strain	3 (1-2)	1/5-1/12
Left Ankle Fracture	4 (0-4)	2/2-2/7
Tyson Chandler		
Back Spasms	2 (0-2)	11/8-11/10
Illness	4 (2-2)	11/16-11/19, 1/26
Personal reasons	2 (0-2)	12/7, 12/13
Rest	1 (0-1)	2/7
Neck Spasm	7 (1-6)	2/10, 2/14-3/2
Marquese Chriss		
Right Hip Strain	6 (1-5)	1/12-1/24
Left Ankle Sprain	1 (0-1)	1/29
Not with team	1 (0-1)	2/4
Left SI Dysfunction	2 (1-1)	4/8-4/10
Troy Daniels		
Right Knee Hyperextension	1 (0-1)	3/5
Right Ankle Sprain	2 (1-1)	4/6, 4/10
Jared Dudley		
Right Knee Contusion	6 (3-3)	11/11-11/22
Illness	3 (1-2)	1/2-1/5
Left Ankle Soreness	1 (0-1)	3/30

Player Injury/Reason	Games Missed (Record)	Dates
Danuel House		
Illness	1 (0-1)	1/16
Josh Jackson		
Right Hip Strain	1 (0-1)	1/12
Left Knee Stiffness	1 (0-1)	3/10
Right Quad Contusion	2 (1-1)	4/8-4/10
Brandon Knight		
Left ACL Tear	82 (21-61)	10/18-4/10
Alex Len		
Left Ankle Sprain	4 (0-4)	10/18, 3/28-4/1
Right Ankle Soreness	5 (1-4)	1/24-1/28, 1/31-2/2
Greg Monroe		
Left Calf Strain	4 (1-3)	11/8-11/13
Not with team	1 (1-0)	1/31
Elfrid Payton		
Left Knee Tendinopathy	7 (2-5)	3/28-4/10
Davon Reed		
Left Meniscus Repair	36 (13-23)	10/18-12/26
Tyler Ulis		
Low Back Spasm	2 (0-2)	2/10-2/12
T.J. Warren		
Illness	1 (0-1)	1/5
Low Back Soreness	2 (0-2)	1/14-1/16
Ischial Tuberosity Contusion	1 (1-0)	2/28
Low Back Sprain	2 (0-2)	3/8-3/10
Left Knee Inflammation	11 (2-9)	3/20-4/10
Alan Williams		
Right Meniscus Repair	70 (19-51)	10/18-3/13, 3/17
Right Knee Soreness	3 (1-2)	4/6-4/10

2017-18 Team Highs And Lows

PHOENIX SUNS

TOTAL PTS/NON OT
TOTAL PTS (OT)
PTS, 1ST QTR
PTS, 2ND QTR
PTS, 3RD QTR
PTS, 4TH QTR
PTS, 1ST HALF
PTS, 2ND HALF
PTS, OVERTIME PRD.
FGM
FGA
FG%
3-PT FGM
3-PT FGA
3-PT%
FTM
FTA
FT%
OFF REBS
DEF REBS
TOTAL REBS
ASSISTS
STEALS
TURNOVERS
BLOCKED SHOTS
PERSONAL FOULS
POINTS IN THE PAINT

2ND CHANCE PTS
FAST BREAK POINTS
POINTS OFF TO

OPPONENTS

TOTAL PTS/NON OT
TOTAL PTS (OT)
PTS, 1ST QTR
PTS, 2ND QTR
PTS, 3RD QTR
PTS, 4TH QTR
PTS, 1ST HALF
PTS, 2ND HALF
PTS, OVERTIME PRD.
FGM

FGA
FG%
3-PT FGM
3-PT FGA
3-PT%
FTM
FTA
FT%
OFF REBS
DEF REBS
TOTAL REBS
ASSISTS
STEALS
TURNOVERS
BLOCKED SHOTS
PERSONAL FOULS
POINTS IN THE PAINT
2ND CHANCE PTS
FAST BREAK POINTS
POINTS OFF TO

HIGHS

130, 10/20 vs. L.A. Lakers
107, 11/22 vs. Milwaukee*
37, 3/2 vs. Oklahoma City
42, 11/16 vs. Houston
40, 12/31 vs. Philadelphia
43, 3/10 at Charlotte
73, 10/20 vs. L.A. Lakers
80, 4/10 at Dallas
2, 11/22 vs. Milwaukee*
48, 11/17 at L.A. Lakers, 12/2 at Boston, 4/10 at Dallas
104, 11/16 vs. Houston
.632, 4/10 at Dallas
18, 3/10 at Charlotte
41, 1/16 at Portland
.562, 3/10 at Charlotte
31, 11/1 at Washington, 12/16 at Minnesota
38, 10/20 vs. L.A. Lakers, 10/21 at LA Clippers,
11/1 at Washington, 12/5 at Toronto, 2/28 at Memphis
1,000, 2/4 vs. Charlotte
22, 11/22 vs. Milwaukee*
56, 10/31 at Brooklyn
66, 10/31 at Brooklyn
35, 4/10 at Dallas
14, 3/24 at Orlando
29, 11/22 vs. Milwaukee*
12, 3/2 vs. Oklahoma City
33, 2/26 at New Orleans
66, 2/10 vs. Denver

28, 11/3 at New York
31, 1/5 at San Antonio
30, 3/28 vs. LA Clippers

HIGHS

142, 11/16 vs. Houston
113, 11/22 vs. Milwaukee*
45, 11/16 vs. Houston
45, 11/16 vs. Houston
42, 12/5 at Toronto, 3/17 vs. Golden State
40, 10/21 at LA Clippers
90#, 11/16 vs. Houston
73, 1/3 at Denver
8, 11/22 vs. Milwaukee*
52, 2/12 at Golden State

102, 10/31 at Brooklyn
.622, 1/3 at Denver
21, 11/16 vs. Houston
47, 1/12 vs. Houston
.583, 10/18 vs. Portland
38, 1/28 at Houston
49, 1/28 at Houston
1,000, 12/4 at Philadelphia, 3/26 vs. Boston
19, 11/11 vs. Minnesota, 11/26 at Minnesota
48, 2/7 vs. San Antonio
62, 2/7 vs. San Antonio
36, 2/12 at Golden State
16, 11/22 vs. Milwaukee*
24, 10/25 vs. Utah
16, 2/12 at Golden State
32, 10/21 at LA Clippers, 12/31 vs. Philadelphia
68, 1/3 at Denver
32, 11/26 at Minnesota
36, 1/24 at Indiana
38, 11/22 vs. Milwaukee*

LOWS

76, 10/18 vs. Portland
107, 11/22 vs. Milwaukee*
9, 2/7 vs. San Antonio
14, 10/18 vs. Portland
13, 11/5 at San Antonio
12, 2/12 at Golden State
31, 2/7 vs. San Antonio
36, 1/26 vs. New York, 2/6 at L.A. Lakers
2*, 11/22 vs. Milwaukee*
27, 10/21 at LA Clippers
71, 10/21 at LA Clippers
.315, 10/18 vs. Portland
2, 11/24 vs. New Orleans
16, 3/15 at Utah
.094, 2/7 vs. San Antonio
7, 10/25 vs. Utah, 1/12 vs. Houston
9, 10/25 vs. Utah, 1/12 vs. Houston

.500, 3/5 at Miami
0, 12/5 at Toronto
21, 1/3 at Denver
32, 2/2 vs. Utah
10, 10/18 vs. Portland
1, 3/20 vs. Detroit
9, 1/7 vs. Oklahoma City
0, 4/8 vs. Golden State
12, 11/28 at Chicago, 4/1 at Golden State
30, 11/6 vs. Brooklyn, 12/26 vs. Memphis,
1/16 at Portland
3, 12/5 at Toronto
2, 12/4 at Philadelphia
3, 12/13 vs. Toronto

LOWS

88, 10/25 vs. Utah, 1/31 vs. Dallas
113, 11/22 vs. Milwaukee*
13, 10/25 vs. Utah
12, 3/24 at Orlando
15, 1/31 vs. Dallas
14, 12/21 vs. Memphis
38, 3/24 at Orlando
41, 12/18 at Dallas
8, 11/22 vs. Milwaukee*
32, 10/25 vs. Utah, 12/18 at Dallas, 1/28 at Houston,
1/31 vs. Dallas
71, 1/22 at Milwaukee
.364, 12/18 at Dallas, 1/31 vs. Dallas
3, 12/26 vs. Memphis
16, 12/23 vs. Minnesota
.150, 12/26 vs. Memphis
7, 11/28 at Chicago
9, 4/1 at Golden State
.538, 1/31 vs. Dallas
3, 1/24 at Indiana
21, 12/16 at Minnesota
31, 12/2 at Boston, 12/16 at Minnesota
12, 12/26 vs. Memphis
1, 12/20 at LA Clippers
6, 1/14 vs. Indiana, 2/24 vs. Portland
1, 11/19 vs. Chicago, 1/14 vs. Indiana, 4/10 at Dallas
12, 3/30 at Houston
28, 3/26 vs. Boston
0, 1/24 at Indiana
2, 10/28 at Portland
6, 12/9 vs. San Antonio



RECORDS

Suns Single-Game Records

Suns Individual Records

Most Points

Game	70	Devin Booker at Boston	3/24/17
Half	51	Devin Booker at Boston (2nd)	3/24/17
Quarter	28	Devin Booker at Boston (4th)	3/24/17
		Devin Booker vs. Dallas in Mexico City (4th)	1/12/17
	27	Devin Booker vs. Milwaukee (2nd)	2/4/17
	26	Stephon Marbury vs. San Antonio (4th)	11/29/02
Overtime	12	Rex Chapman vs. L.A. Clippers	2/13/99
		Walter Davis vs. Golden State	3/29/84

Most Field Goals Made

Game	22	Tom Chambers vs. Seattle	3/24/90
Half	17*	Eddie Johnson at L.A. Clippers (2nd)	11/12/88
		Stephon Marbury vs. San Antonio (2nd)	11/29/02
	15	Tom Chambers vs. Seattle (1st)	3/24/90
		Tom Chambers at Golden State (1st)	2/18/90
		Eddie Johnson at L.A. Clippers (2nd)	11/12/88
Quarter	11	Stephon Marbury vs. San Antonio (4th)	11/29/02
		Eddie Johnson at L.A. Clippers (4th)	11/12/88

Most Field Goals Attempted

Game	40	Devin Booker at Boston	3/24/17
Half	27*	Eddie Johnson at L.A. Clippers (2nd)	11/12/88
	26	Devin Booker at Boston (2nd)	3/24/17
Quarter	17*	George Wilson vs. Detroit (4th)	11/10/68
	16	Devin Booker at Boston (4th)	3/24/17

Most Free Throws Made

Game	24	Devin Booker at Boston	3/24/17
Half	20^	Devin Booker at Boston (2nd)	3/24/17
Quarter	12	Stan McKenzie at Philadelphia (4th)	2/15/70

* Overtime

^ Ties NBA Record

Most Free Throws Attempted

Game	27*	Charles Barkley vs. Washington	12/20/95
	26	Devin Booker at Boston	3/24/17
Half	21	Devin Booker at Boston (2nd)	3/24/17
Quarter	16	Stan McKenzie at Philadelphia (2nd)	2/15/70

Most 3-PT. Field Goals Made

Game	9*	Channing Frye vs. Minnesota	4/11/11
	9	Quentin Richardson at New Orleans	12/29/04
Half	7	Brandon Knight at Golden State (2nd)	3/12/16
		Channing Frye vs. Minnesota (2nd)	12/15/10
Quarter	6	Troy Daniels vs. Houston (2nd)	11/16/17
		Gerald Green vs. Oklahoma City (3rd)	3/6/14
		Shannon Brown at Charlotte (4th)	11/7/12

Most 3-PT. Field Goals Attempted

Game	17	Quentin Richardson at Minnesota	1/4/05
		Quentin Richardson at New Orleans	12/29/04

Most Assists

Game	25	Kevin Johnson vs. San Antonio	4/6/94
Half	14	Steve Nash vs. Cleveland (1st)	1/11/07
		Kevin Johnson vs. Boston (1st)	2/12/97
		Kevin Johnson vs. L.A. Clippers (1st)	2/9/89
Quarter	12	Steve Nash vs. Miami (1st)	1/6/06

Most Total Rebounds

Game	27	Tyson Chandler vs. Atlanta	1/23/16
		Paul Silas vs. Cincinnati at Omaha	1/18/71
Half	18	Neal Walk at Philadelphia (2nd)	3/14/73
		Paul Silas, several times, last at Seattle (1st)	1/21/72
Quarter	13	Armon Gilliam vs. Sacramento (1st)	1/13/89

Most Offensive Rebounds

Game	13	Tyson Chandler vs. Atlanta	1/23/16
------	----	----------------------------	---------

Most Defensive Rebounds

Game	18	Shawn Marion at Miami	11/9/07
------	----	-----------------------	---------

* Overtime *** Triple Overtime

Suns Individual Records...continued

Most Minutes Played

Game	60***	Shawn Marion at New York	1/2/06
------	-------	--------------------------	--------

Most Steals

Game	10	Kevin Johnson vs. Washington	12/9/93
Half	7*	Walter Davis at Chicago (2nd)	10/27/78
	7	Mike Bratz vs. Cleveland (2nd)	2/11/79
Quarter	6	Mike Bratz vs. Cleveland (3rd)	2/11/79

Most Blocked Shots

Game	10	Amar'e Stoudemire vs. Utah	2/7/04
	10	Larry Nance at Philadelphia	1/4/88
Half	7	Amar'e Stoudemire vs. Utah (1st)	2/7/04
	7	Andrew Lang vs. Orlando (1st)	2/27/91
Quarter	6	Amar'e Stoudemire vs. Utah (1st)	2/7/04
	6	Andrew Lang vs. Portland (2nd)	12/26/89

Most Turnovers

Game	14^	Jason Kidd vs. New York	11/17/00
------	-----	-------------------------	----------

Most Consecutive Field Goals Without a Miss

Game	15	Walter Davis at Seattle	2/25/83
Overall	19	Charles Pittman	12/20/83 thru 12/30/83

Most Consecutive Free Throws Made

Game	20	Amar'e Stoudemire vs. Houston	3/22/08
Overall	74	Steve Nash	4/6/07 thru 11/30/07
Single-Season	60	Devin Booker	1/7/18 thru 2/14/18

Most Consecutive Suns Points

Game	21	Devin Booker at Portland	1/16/18
		Devin Booker vs. Oklahoma City	4/7/17
		Devin Booker vs. Dallas in Mexico City	1/12/17

Suns Team Records – Highs

Most Points

Game	173^	vs. Denver	11/10/90
Half	107#	vs. Denver (1st)	11/10/90
Quarter	57‡	vs. Denver (2nd)	11/10/90
Overtime	20	vs. Denver	12/23/96
		vs. L.A. Clippers	11/16/90
		vs. Denver	12/26/83

Most Field Goals Made

Game	67	vs. Denver	11/10/90
Half	43#	vs. Denver (1st)	11/10/90
Quarter	24#	vs. Denver (2nd)	11/10/90

* Overtime *** Triple Overtime # NBA Record ^ Ties NBA Record (non OT) ‡ NBA 2nd Quarter Record

Most Field Goals Attempted

Game	128	at	Atlanta	3/10/71
Half	80***	vs.	Portland (2nd)	11/1/84
	71	at	Atlanta (2nd)	3/10/71
Quarter	44	vs.	Detroit (4th)	11/10/68

Most 3-PT. Field Goals Made

Game	22	at	L.A. Lakers	11/14/10
	20	vs.	Denver	1/7/08
		vs.	New Orleans/Okla. City	4/17/06

Most 3-PT. Field Goals Attempted

Game	44***	at	New York	1/2/06
	41	at	Portland	1/16/18

Most Free Throws Made

Game	61*#	vs.	Utah	4/9/90
	50	at	New Jersey	3/30/90
Half	46	vs.	Utah (2nd)	4/9/90
	32	vs.	Denver (1st)	10/29/85
Quarter	22	vs.	Portland (4th)	4/10/84
Overtime	14	vs.	Utah	4/9/90

Most Free Throws Attempted

Game	80*	vs.	Utah	4/9/90
	63	vs.	Seattle	10/21/72
Half	63	vs.	Utah (2nd)	4/9/90
	45	vs.	Denver (1st)	10/29/85
Quarter	28	vs.	Atlanta at Albuquerque (2nd)	11/16/69
Overtime	20	vs.	Utah	4/9/90

Most Assists

Game	51	vs.	San Antonio	2/2/79
Half	33#	vs.	Denver (1st)	11/10/90
Quarter	17	vs.	Miami (1st)	1/6/06
		vs.	Denver (2nd)	11/10/90
		vs.	L.A. Clippers (4th)	1/17/87

Most Total Rebounds

Game	77	at	Baltimore	12/10/69
Half	46	at	Baltimore (2nd)	12/10/69
Quarter	27	vs.	San Francisco (1st)	11/4/68

Most Offensive Rebounds

Game	32	at	Philadelphia	1/25/81
------	----	----	--------------	---------

Most Defensive Rebounds

Game	56	at	Brooklyn	10/31/17
------	----	----	----------	----------

Most Personal Fouls

Game	44	at	Chicago	1/8/70
Half	29	at	Chicago (2nd)	1/8/70
Quarter	17	at	Chicago (4th)	12/15/97

* Overtime *** Triple Overtime # NBA Record

Suns Team Records – Highs...continued

Most Steals

Game	24	vs.	San Antonio	11/20/77
Half	17*	at	Chicago (2nd)	10/27/78
	16	vs.	Portland (1st)	3/28/80
Quarter	10	vs.	Portland (1st)	3/28/80
		at	Denver (4th)	3/7/78

Most Blocked Shots

Game	19	vs.	Atlanta	1/29/08
Half	11	vs.	Atlanta (2nd)	1/29/08
Quarter	10	vs.	Atlanta (4th)	1/29/08

Most Turnovers

Game	39	vs.	Denver	10/29/85
------	----	-----	--------	----------

Consecutive Field Goals Without a Miss

Quarter	14	vs.	New Jersey	1/29/92
---------	----	-----	------------	---------

Consecutive Free Throws Without a Miss

Game	33	vs.	Detroit	12/23/80
------	----	-----	---------	----------

Largest Margin of Victory

Game	55	vs.	Sacramento (140-85)	4/19/89
------	----	-----	---------------------	---------

Highest Field Goal Percentage

Game	.696	at	Golden State (48-69)	3/12/80
------	------	----	----------------------	---------

Highest Free Throw Percentage

Game	1.000	23 times, last vs. Charlotte (13-13)	2/4/18
------	-------	--------------------------------------	--------

Suns Team Records – Lows

Fewest Points

Game	68	at	Kansas City	3/8/81
Half	22	at	L.A. Lakers (1st)	1/3/16
Quarter	7	vs.	Memphis (4th)	11/11/06
Overtime	2	vs.	Milwaukee	11/22/17
		at	Memphis (2OT)	1/11/15
		at	Houston	3/20/99

Fewest Free Throws Made

Game	1	at	Orlando	11/24/13
Half	0	at	Orlando (2nd)	11/24/13
		vs.	L.A. Lakers (1st)	3/18/13
		vs.	New York (1st)	12/9/05
		vs.	Denver (1st)	12/23/96
		at	Milwaukee (1st)	1/5/91

Fewest Free Throws Attempted

Game	3	at	Orlando	11/24/13
Half	0	vs.	New York (1st)	12/9/05

* Overtime ** Double Overtime

Fewest Field Goals Made

Game	24	vs.	Miami	11/24/96
Half	8	at	Miami (1st)	3/28/00
		vs.	San Antonio (1st)	2/28/15
Quarter	2	vs.	Minnesota (4th)	11/25/16

Fewest Field Goals Attempted

Game	61	at	Milwaukee	11/8/08
Half	27	at	Orlando (1st)	2/20/01
Quarter	11	vs.	Utah (4th)	4/9/90
		vs.	New Jersey (3rd)	11/19/86
		vs.	Detroit (4th)	3/21/86

Lowest Field Goal Percentage

Game	.268	at	New Jersey (26-97)	3/27/06
------	------	----	--------------------	---------

Fewest Rebounds

Game	24	at	L.A. Lakers	11/20/84
		vs.	Atlanta	4/5/77
Half	7	at	Sacramento (2nd)	1/2/16
Quarter	2	at	Minnesota (4th)	4/13/13

Fewest Offensive Rebounds

Game	0	at	Toronto	12/5/17
------	---	----	---------	---------

Fewest Defensive Rebounds

Game	14	at	L.A. Lakers	3/31/85
------	----	----	-------------	---------

Fewest Assists

Game	9	at	Utah	12/31/16
		at	Atlanta	1/17/69
		at	Chicago	11/30/68
Half	2	Two times, last at Utah (2nd)		12/31/16
Quarter	0	Several times, last at Utah (4th)		12/31/16

Fewest Personal Fouls

Game	7	at	San Antonio	4/18/97
Half	2	vs.	Sacramento (2nd)	11/4/15
		vs.	L.A. Clippers (1st)	3/9/98

Fewest Steals

Game	0	vs.	Miami	1/8/10
------	---	-----	-------	--------

Fewest Blocked Shots

Game	0	54 times, last vs. Golden State		4/8/18
------	---	---------------------------------	--	--------

Fewest Turnovers

Game	3	vs.	L.A. Lakers	4/7/12
------	---	-----	-------------	--------

Suns Top Nights

Most Points

70	Devin Booker at Boston	3/24/17
60	Tom Chambers vs. Seattle	3/24/90
56	Tom Chambers at Golden State	2/18/90
53*	Tony Delk at Sacramento	1/2/01
50	Amar'e Stoudemire vs. Portland	1/2/05
	Clifford Robinson vs. Denver	1/16/00
49	Amar'e Stoudemire at Indiana	11/5/08
	Paul Westphal at Detroit	2/21/80
48	Paul Westphal vs. Denver	11/27/77
47	Alvan Adams at Buffalo	2/22/77
	Gail Goodrich vs. San Diego Rockets	3/9/69
46	Devin Booker at Philadelphia	12/4/17
	Dick Van Arsdale at Seattle	2/5/75
45	Shaquille O'Neal vs. Toronto	2/27/09
	Charles Barkley at Detroit	3/13/96
	Charles Barkley at San Antonio	4/2/95
	Eddie Johnson at L.A. Clippers	11/12/88
	Larry Nance at Sacramento	12/20/87
	Walter Davis vs. Utah	1/15/87

Most Field Goals Made

22	Tom Chambers vs. Seattle	3/24/90
21	Devin Booker at Boston	3/24/17
20	Shaquille O'Neal vs. Toronto	2/27/09
	Amar'e Stoudemire vs. Portland	1/2/05
	Paul Westphal vs. Denver	11/27/77
	Dick Van Arsdale at Seattle	2/5/75

Most 3-PT. Field Goals Made

9*	Channing Frye vs. Minnesota	4/11/11
9	Quentin Richardson at New Orleans	12/29/04
8	Alec Peters at Dallas	4/10/18
	Gerald Green vs. Oklahoma City	3/6/14
	Steve Nash vs. Denver	3/31/08
	Leandro Barbosa at Orlando	11/10/07
	Quentin Richardson at Portland	12/5/04
	Jason Kidd at Golden State	3/17/97
	Dan Majerle at L.A. Clippers	11/9/93
	Dan Majerle at Dallas	1/30/93
8***	Raja Bell at Denver	1/10/06

Most 3-PT. Field Goals Made Without a Miss

6	Raja Bell at New Jersey	11/4/08
	Raja Bell at Seattle	3/19/08
	Raja Bell at L.A. Lakers	4/8/07
	Stephon Marbury at San Antonio	3/4/03
	Wesley Person vs. Boston	2/21/96

Most Free Throws Made

24	Devin Booker at Boston	3/24/17
23*	Kevin Johnson vs. Utah	4/9/90
22*	Charles Barkley vs. Washington	12/20/95
21	Connie Hawkins vs. Seattle	1/17/70
20	Amar'e Stoudemire vs. Houston	3/22/08

Most Rebounds

27	Tyson Chandler vs. Atlanta	1/23/16
	Paul Silas vs. Cincinnati (at Omaha)	1/18/71
26	Charles Barkley vs. Houston	3/24/95
	Neal Walk at Philadelphia	3/14/73
	Paul Silas at Seattle	1/21/72
25	Maurice Lucas vs. Denver	12/26/83

Most Assists

25	Kevin Johnson vs. San Antonio	4/6/94
22***	Steve Nash at New York	1/2/06
21	Steve Nash at Detroit	2/8/09
	Steve Nash vs. Cleveland	1/11/07
	Kevin Johnson at L.A. Lakers	2/26/89
20	10 times, last Steve Nash vs. L.A. Lakers	3/22/11

Most Steals

10	Kevin Johnson vs. Washington	12/9/93
9	Johnny High at Washington	1/28/81
8	Shawn Marion vs. Minnesota	2/6/06
	Alvan Adams vs. Utah	12/6/85
	Alvan Adams at Dallas	11/3/84
	Mike Bratz vs. Cleveland	2/11/79
	Paul Westphal at New Orleans Jazz	12/16/77

Most Blocked Shots

10	Amar'e Stoudemire vs. Utah	2/7/04
	Larry Nance at Philadelphia	1/4/88
9	John "Hot Rod" Williams vs. Golden State	3/21/96
	Mark West at San Antonio	3/1/88
8	Andrew Lang at Denver	12/18/91
	Andrew Lang vs. Portland	12/26/89

* Overtime *** Triple Overtime

Opponents Single-Game Records

Opponents Individual Records

Most Points

Game	66	Wilt Chamberlain at L.A. Lakers	2/9/69
Half	34	Wilt Chamberlain at L.A. Lakers (1st)	2/9/69
Quarter	28	Jeff Malone vs. Washington (3rd)	2/27/88

Most Field Goals Made

Game	29	Wilt Chamberlain at L.A. Lakers	2/9/69
Half	15	Wilt Chamberlain at L.A. Lakers (1st)	2/9/69

Most Field Goals Attempted

Game	44*	Russell Westbrook at Oklahoma City	10/28/16
	38	Kobe Bryant vs. L.A. Lakers	3/1/09
		Cazzie Russell vs. Golden State	3/24/74
Half	24*	Russell Westbrook at Oklahoma City (2nd)	10/28/16
	23	Kobe Bryant vs. L.A. Lakers (2nd)	11/19/04
		Kobe Bryant at L.A. Lakers (2nd)	11/4/14

Most Free Throws Made

Game	22	Chris Bosh vs. Toronto	12/22/07
		Vince Carter vs. Toronto	12/30/00
Half	14	Anthony Davis at New Orleans (2nd)	2/26/18
		Manu Ginobili vs. San Antonio (2nd)	1/29/09
		Vince Carter vs. Toronto (2nd)	12/30/00
		Reggie Theus vs. Chicago (2nd)	3/9/80
Quarter	12	Vince Carter vs. Toronto (4th)	12/30/00

Most Free Throws Attempted

Game	28	John Drew vs. Atlanta	4/5/77
Half	18	John Drew twice, last vs. Atlanta (2nd)	2/9/78
Quarter	15	Vince Carter vs. Toronto (4th)	12/30/00

Most 3-PT. Field Goals Made

Game	10*	George McCloud at Dallas	12/16/95
	9	Stephen Curry vs. Golden State	11/27/15
		Mike Bibby at Sacramento	3/25/07
		Ben Gordon vs. Chicago	2/4/06
		Dana Barros at Philadelphia	1/27/95
Half	7	Stephen Curry vs. Golden State (1st)	11/27/15
	7*	Ryan Anderson vs. New Orleans (2nd)	11/23/12
		George McCloud at Dallas (2nd)	12/16/95

* Overtime ** Double Overtime

Opponents Single-Game Records – Individual...continued

Most 3-PT. Field Goals Attempted

Game	16	Stephen Curry at Golden State	3/12/16
		Randy Foye vs. Denver	12/23/15
		Stephen Curry vs. Golden State	11/27/15
		George McCloud at Dallas	3/3/96
	16**	Ray Allen vs. Seattle	1/22/06

Most Assists

Game	25	Kevin Porter vs. Detroit	4/1/79
Half	16	Brandon Jennings at Detroit (1st)	1/11/14
		Jason Kidd at Dallas (1st)	4/5/09
		Magic Johnson vs. L.A. Lakers (1st)	1/9/90
		Doc Rivers at Atlanta (1st)	3/8/88
Quarter	11	Brandon Jennings at Detroit (1st)	1/11/14

Most Rebounds

Game	37	Tom Boerwinkle at Chicago	1/8/70
Half	21	Tom Boerwinkle at Chicago (2nd)	1/8/70
Quarter	12	Shaquille O'Neal at L.A. Lakers (2nd)	3/18/98
		Tom Boerwinkle at Chicago (1st)	1/8/70

Most Offensive Rebounds

Game	15	Moses Malone at Houston	12/15/81
Half	12	Larry Smith at Houston	2/16/91

Most Defensive Rebounds

Game	25	Charles Barkley vs. Houston	11/2/96
------	----	-----------------------------	---------

Most Minutes Played

Game	61****	Brian Grant at Portland	11/14/97
------	--------	-------------------------	----------

Most Steals

Game	10	Alvin Robertson at San Antonio	2/18/86
Half	7	Doc Rivers at L.A. Clippers	11/6/91
		Maurice Cheeks at Philadelphia (1st)	3/17/84
		Eddie Jordan at New Jersey (2nd)	1/4/78
Quarter	5	Buddy Hield vs. Sacramento (3rd)	10/23/17
		Micheal Ray Richardson vs. New York (2nd)	1/26/79

Most Blocked Shots

Game	10	Three times, last by Shawn Bradley at New Jersey	3/12/96
Half	8	Mark Eaton at Utah (1st)	2/22/86
		Joe C. Meriweather at New Orleans Jazz (2nd)	10/28/77

Most Consecutive Field Goals Without a Miss

Game	13	Steve Johnson vs. Kansas City	3/24/83
------	----	-------------------------------	---------

Most Consecutive Free Throws Made

Game	18	James Harden vs. Houston	11/16/17
		Manu Ginobili vs. San Antonio	1/29/09

**** Quadruple Overtime

Opponents Team Records – Highs

Most Points

Game	159	Philadelphia at Philadelphia	2/15/70
Half	90	Houston at Phoenix (1st)	11/16/17
Quarter	47	L.A. Lakers at Los Angeles (1st)	1/2/87
		Chicago at Chicago (2nd)	1/3/75
		Philadelphia at Philadelphia (4th)	2/15/70
Overtime	23	Denver at Phoenix (1st)	12/23/96
		L.A. Clippers at Los Angeles (1st)	11/12/88

Most Field Goals Made

Game	67	Chicago at Chicago	12/4/90
Half	37	L.A. Lakers at Los Angeles (1st)	1/2/87
Quarter	20	L.A. Clippers at Phoenix (1st)	3/30/85
		San Diego Clippers at Phoenix (2nd)	10/13/78

Most Field Goals Attempted

Game	137**	Philadelphia at Philadelphia	10/29/71
	123	San Diego Rockets at San Diego	3/21/71
Half	71**	Philadelphia at Philadelphia (2nd)	10/29/71
	66	Philadelphia at Philadelphia (1st)	10/29/71

Most Free Throws Made

Game	56	Chicago at Chicago	1/8/70
Half	36	Chicago at Chicago (2nd)	1/8/70
Quarter	23	L.A. Lakers at Phoenix (4th)	1/21/98

Most Free Throws Attempted

Game	71	Chicago at Chicago	1/8/70
Half	48#	Chicago at Chicago (2nd)	1/8/70
Quarter	31	L.A. Lakers at Phoenix (4th)	1/21/98

Most 3-PT. Field Goals Made

Game	22	Golden State at Phoenix	11/27/15
Half	15	Golden State at Phoenix (1st)	11/27/15

Most 3-PT. Field Goals Attempted

Game	47	Houston at Phoenix	1/12/18
------	----	--------------------	---------

Most Assists

Game	47	Cincinnati at Phoenix	3/4/69
Half	27	Chicago at Chicago (2nd)	12/4/90

** Double Overtime # NBA Record

Opponents Team Records – Highs...continued

Most Rebounds

Game	83**	Seattle at Seattle	11/15/68
	79	Chicago at Chicago	1/8/70
Half	44**	Seattle at Seattle (2nd)	11/15/68
	43	Boston at Boston (1st)	11/15/72

Most Offensive Rebounds

Game	34	Atlanta at Atlanta	11/18/81
Half	23	Houston at Houston	2/16/91

Most Defensive Rebounds

Game	54	New Jersey at Phoenix	3/27/06
------	----	-----------------------	---------

Most Personal Fouls

Game	52*	Utah at Phoenix	4/9/90
	46	New York at Phoenix	12/3/87
Half	27	Denver at Phoenix (1st)	10/29/85
Quarter	16	Denver at Phoenix (4th)	12/26/83
Overtime	12	Utah at Phoenix	4/9/90

Most Steals

Game	23	Philadelphia at Philadelphia	3/17/84
Half	13	Several times last, Denver at Phoenix (2nd)	10/29/85
Quarter	9	Atlanta at Atlanta (3rd)	3/15/13
		Dallas at Phoenix (2nd)	1/18/94
		Golden State at Phoenix (4th)	10/31/86
		Indiana at Phoenix (4th)	2/28/79
		Detroit at Phoenix (3rd)	1/13/78

Most Blocked Shots

Game	17	New Jersey at New Jersey	3/12/96
Half	10	Charlotte at Charlotte (1st)	11/7/12

Most Turnovers

Game	40	San Antonio at San Antonio	11/3/77
		Portland at Phoenix	3/7/76

Largest Margin of Victory

Game	48	San Antonio at Phoenix (129-81)	2/7/18
		Portland at Phoenix (124-76)	10/18/17

Highest Field Goal Percentage

Game	.682	Portland at Phoenix (58-85)	12/5/87
------	------	-----------------------------	---------

Opponents Team Records – Lows

Fewest Points

Game	65	vs.	Denver	4/1/03
		vs.	Chicago	3/6/75
Half	25	vs.	Denver (2nd)	1/16/00
Quarter	6	at	Cleveland (3rd)	1/26/14
		at	Memphis (4th)	2/21/02
		vs.	Golden State (4th)	2/28/99
Overtime	1	at	San Antonio	2/27/13

Fewest Field Goals Made

Game	20	vs.	Denver	4/1/03
Half	8	at	Miami (2nd)	3/28/00
Quarter	2	Several times, last at Cleveland (3rd)		1/26/14

Fewest Field Goals Attempted

Game	59	at	Utah	3/9/01
Half	24	at	Miami (2nd)	3/28/00

Fewest Free Throws Made

Game	2	at	Minnesota	2/2/05
		at	New Orleans	11/17/04
Half	0	Several times, last vs. Denver (1st)		12/23/15

Fewest Free Throws Attempted

Game	2	at	New Orleans	11/17/04
------	---	----	-------------	----------

Fewest Rebounds

Game	19	at	Seattle	4/14/99
Half	8	Several times, last at Houston (2nd)		4/7/16
Quarter	2	vs.	Oklahoma City (2nd)	2/8/16
		at	Boston (3rd)	12/2/94
		vs.	Sacramento (4th)	3/19/86

Fewest Offensive Rebounds

Game	2	vs.	Seattle	2/19/02
------	---	-----	---------	---------

Fewest Defensive Rebounds

Game	14	vs.	Seattle	1/25/91
------	----	-----	---------	---------

Fewest Assists

Game	7	vs.	New Orleans/Okla. City Hornets	11/22/06
Half	1	vs.	Denver (1st)	11/14/15
Quarter	0	Several times, last vs. Denver (1st)		11/14/15

Fewest Personal Fouls

Game	7	vs.	Oklahoma City	2/10/13
Half	2	at	New Orleans Hornets	11/17/04

Fewest Steals

Game	0	vs.	Dallas	4/12/84
------	---	-----	--------	---------

Fewest Blocked Shots

Game	0	59 times, last vs. San Antonio		2/21/14
------	---	--------------------------------	--	---------

Fewest Turnovers

Game	3	at	Portland	2/22/91
------	---	----	----------	---------

Lowest Field Goal Percentage

Game	.263	vs.	Denver (20-76)	4/1/03
------	------	-----	----------------	--------

Opponents Top Nights

Most Points

66	Wilt Chamberlain at L.A. Lakers	2/9/69
54*	Gilbert Arenas, Washington	12/22/06
53	Anthony Davis at New Orleans	2/26/18
	Michael Jordan at Chicago	1/21/89
52	Brandon Roy at Portland	12/18/08
51*	Russell Westbrook at Oklahoma City	10/28/16
51	Kobe Bryant, L.A. Lakers	4/7/06
	Vince Carter at Toronto	2/27/00
	Freeman Williams, S.D. Clippers	1/19/80
	Pete Maravich, New Orleans Jazz	3/18/77
	Phil Smith at Golden State	1/8/76
49	Kobe Bryant at L.A. Lakers	3/1/09
	Larry Bird, Boston	2/15/88
	Kiki Vandeweghe at Denver	1/1/83
	Dave Bing at Detroit	3/9/71
48	James Harden, Houston	11/16/17
	Russell Westbrook, Oklahoma City	3/3/17
	Kobe Bryant, Los Angeles	1/10/12
	Manu Ginobili, San Antonio	1/21/05
	Kareem Abdul-Jabbar, Milwaukee	3/16/71
47	Devin Harris, New Jersey	11/30/08
	Kevin Garnett at Minnesota	1/4/05
	Jeff Malone, Washington	2/27/88
	George Gervin at San Antonio	11/7/82

Most Field Goals Made

29	Wilt Chamberlain at L.A. Lakers	2/9/69
22	Freeman Williams, S.D. Clippers	1/19/80
21*	Gilbert Arenas vs. Washington	12/22/06
21	Pete Maravich, New Orleans Jazz	3/18/77
	Cazzie Russell, Golden State	3/24/74
20	Bernard King at New Jersey	1/4/78
	Phil Smith at Golden State	1/8/76
	Lou Hudson, Atlanta	2/16/74

Most 3-PT. Field Goals Made

10*	George McCloud at Dallas	12/16/95
9	Stephen Curry, Golden State	11/27/15
	Mike Bibby at Sacramento	3/25/07
	Ben Gordon, Chicago	2/4/06
	Dana Barros at Philadelphia	1/27/95
8*	Ryan Anderson, New Orleans	11/23/12
8**	Ray Allen, Seattle	1/22/06
8	Stephen Curry, Golden State	4/5/17
	James Harden at Houston	2/11/17
	Klay Thompson at Golden State	12/16/15
	J.R. Smith, Cleveland	1/13/15
	Jason Richardson at Golden State	3/29/07
	Bryant Stith, Denver	12/23/96
	Allan Houston, Detroit	3/14/95

Most Free Throws Made

22	Chris Bosh vs. Toronto	12/22/07
	Vince Carter, Toronto	12/30/00
21	Anthony Davis at New Orleans	2/26/18
	John Drew, Atlanta	4/5/77
20	Kobe Bryant at L.A. Lakers	4/16/06
19	Brandon Roy at Portland	12/18/08
18	James Harden, Houston	11/16/17
	Manu Ginobili, San Antonio	1/29/09
	Kobe Bryant, L.A. Lakers	3/27/02
	Buck Williams at New Jersey	1/21/87

Most Rebounds

37	Tom Boerwinkle at Chicago	1/8/70
33	Charles Barkley, Houston	11/2/96
28	Wilt Chamberlain at L.A. Lakers	12/10/71
	Bill Russell at Boston	2/18/69
27	Wilt Chamberlain at L.A. Lakers	2/9/69
	Bill Russell at Boston	11/22/68

Most Assists

25	Kevin Porter, Detroit	4/1/79
24	Magic Johnson, L.A. Lakers	1/9/90
22	Russell Westbrook at Oklahoma City	12/17/16
	Art Williams, San Diego Clippers	12/28/68
21	John Stockton at Utah	11/19/88
	John Stockton at Utah	3/23/88
	Phil Ford at Kansas City	2/23/79

Most Steals

10	Alvin Robertson at San Antonio	2/18/86
9	Doc Rivers at L.A. Clippers	11/6/91
	Magic Johnson at L.A. Lakers	11/6/81
	Slick Watts at Seattle	3/27/77
	Larry Steele at Portland	3/7/75

Most Blocked Shots

10	Shawn Bradley at New Jersey	3/12/96
	Mark Eaton at Utah	2/22/86
	Manute Bol, Washington	1/8/86
	Joe C. Meriweather at N.O. Jazz	10/28/77

* Overtime ** Double Overtime

Single-Game Phoenix Arena Records

Phoenix Arena Records – Individual

Most Points

Overall game	60	Tom Chambers vs. Seattle	3/24/90
TSRA game	54*	Gilbert Arenas, Washington	12/22/06
	51	Kobe Bryant, L.A. Lakers	4/7/06
Overall half	35	Tom Chambers vs. Seattle (1st)	3/24/90
TSRA half	34	Stephon Marbury vs. San Antonio (2nd)	11/29/02
Overall quarter	27	Devin Booker vs. Milwaukee (2nd)	2/4/17
TSRA quarter	27	Devin Booker vs. Milwaukee (2nd)	2/4/17
Overall OT	12	Rex Chapman vs. L.A. Clippers	2/13/99
		Walter Davis vs. Golden State	3/29/84
TSRA OT	12	Rex Chapman vs. L.A. Clippers	2/13/99

Most Field Goals Made

Overall game	22	Tom Chambers vs. Seattle	3/24/90
		Freeman Williams, San Diego Clippers	1/19/80
TSRA game	21*	Gilbert Arenas, Washington	12/22/06
	20	Shaquille O'Neal vs. Toronto	2/27/09
		Amar'e Stoudemire vs. Portland	1/2/05
Overall half	15	Stephon Marbury vs. San Antonio (2nd)	11/29/02
		Tom Chambers vs. Seattle (1st)	3/24/90
TSRA half	15	Stephon Marbury vs. San Antonio (2nd)	11/29/02
Overall quarter	12	Jeff Malone, Washington (3rd)	2/27/88
TSRA quarter	11	Stephon Marbury vs. San Antonio (4th)	11/29/02

Most Field Goals Attempted

Overall game	38*	Russell Westbrook, Oklahoma City	2/26/15
		Lou Hudson, Atlanta	2/16/74
	38	Kobe Bryant, L.A. Lakers	3/1/09
		Cazzie Russell, Golden State	3/24/74
TSRA game	38*	Russell Westbrook, Oklahoma City	2/26/15
	38	Kobe Bryant, L.A. Lakers	3/1/09
Overall half	24*	George Wilson vs. Detroit (2nd)	11/10/68
TSRA half	23	Kobe Bryant, L.A. Lakers (2nd)	11/19/04
Overall quarter	17*	George Wilson vs. Detroit (4th)	11/10/68
	15	Stephon Marbury vs. San Antonio (4th)	11/29/02
TSRA quarter	15	Stephon Marbury vs. San Antonio (4th)	11/29/02

* Overtime TSRA - Talking Stick Resort Arena

Phoenix Arena Records – Individual...continued

Most 3-PT. Field Goals Made

Overall game	9*	Channing Frye vs. Minnesota	4/11/11
	9	Stephen Curry, Golden State	11/27/15
		Ben Gordon, Chicago	2/4/06
TSRA game	9*	Channing Frye vs. Minnesota	4/11/11
	9	Stephen Curry, Golden State	11/27/15
		Ben Gordon, Chicago	2/4/06
Overall half	7*	Ryan Anderson, New Orleans (2nd)	11/23/12
	7	Stephen Curry, Golden State (1st)	11/27/15
		Channing Frye vs. Minnesota (2nd)	12/15/10
TSRA half	7*	Ryan Anderson, New Orleans (2nd)	11/23/12
	7	Stephen Curry, Golden State (1st)	11/27/15
		Channing Frye vs. Minnesota (2nd)	12/15/10

Most 3-PT. Field Goals Attempted

Overall game	16**	Ray Allen, Seattle	1/22/06
	16	Randy Foye, Denver	12/23/15
		Stephen Curry, Golden State	11/27/15
TSRA game	16**	Ray Allen, Seattle	1/22/06
	16	Randy Foye, Denver	12/23/15
		Stephen Curry, Golden State	11/27/15

Most Free Throws Made

Overall game	23*	Kevin Johnson vs. Utah	4/9/90
	22	Chris Bosh, Toronto	12/22/07
		Vince Carter, Toronto	12/30/00
TSRA game	22*	Charles Barkley vs. Washington	12/20/95
	22	Chris Bosh, Toronto	12/22/07
		Vince Carter, Toronto	12/30/00
Overall half	17*	Kevin Johnson vs. Utah (2nd)	4/9/90
TSRA half	14	Vince Carter, Toronto (2nd)	12/30/00
Overall quarter	12	Vince Carter, Toronto (4th)	12/30/00
TSRA quarter	12	Vince Carter, Toronto (4th)	12/30/00

Most Free Throws Attempted

Overall game	28	John Drew, Atlanta	4/5/77
TSRA game	27*	Charles Barkley vs. Washington	12/20/95
	27	Vince Carter, Toronto	12/30/00
Overall half	19	Jason Kidd vs. Vancouver (2nd)	3/22/99
TSRA half	19	Jason Kidd vs. Vancouver (2nd)	3/22/99
Overall quarter	15	Vince Carter, Toronto (4th)	12/30/00
TSRA quarter	15	Vince Carter, Toronto (4th)	12/30/00

Most Rebounds

Overall game	33	Charles Barkley, Houston	11/2/96
TSRA game	33	Charles Barkley, Houston	11/2/96
Overall half	17*	Maurice Lucas vs. Denver (2nd)	12/26/83
	17	Tyson Chandler vs. Atlanta (1st)	1/23/16
		Charles Barkley, Houston (1st)	11/2/96
TSRA half	17	Tyson Chandler vs. Atlanta (1st)	1/23/16
		Charles Barkley, Houston (1st)	11/2/96
Overall quarter	13	Armon Gilliam vs. Sacramento (1st)	1/13/89
TSRA quarter	11	Shawn Marion vs. Minnesota (2nd)	1/21/07
		Charles Barkley, Houston (1st)	11/2/96

* Overtime ** Double Overtime TSRA - Talking Stick Resort Arena

Most Assists

Overall game	25	Kevin Johnson vs. San Antonio	4/6/94
		Kevin Porter, Detroit	4/1/79
TSRA game	25	Kevin Johnson vs. San Antonio	4/6/94
Overall half	16	Magic Johnson, L.A. Lakers (1st)	1/9/90
TSRA half	14	Steve Nash vs. Cleveland (1st)	1/11/07
	14	Kevin Johnson vs. Boston (1st)	2/12/97
Overall quarter	12	Steve Nash vs. Miami (1st)	1/6/06
	10	Jason Kidd vs. Charlotte Hornets (1st)	2/20/98
		Magic Johnson, L.A. Lakers (1st)	1/9/90
		Jeff Hornacek vs. Golden State (4th)	1/28/87
		John Lucas, Golden State (1st)	12/2/78
TSRA quarter	12	Steve Nash vs. Miami (1st)	1/6/06
	10	Jason Kidd vs. Charlotte Hornets (1st)	2/20/98

Consecutive Free Throws Made

Overall game	20	Amar'e Stoudemire vs. Houston	3/22/08
TSRA game	20	Amar'e Stoudemire vs. Houston	3/22/08

Most Steals

Overall game	10	Kevin Johnson vs. Washington	12/9/93
TSRA game	10	Kevin Johnson vs. Washington	12/9/93
Overall half	7	Mike Bratz vs. Cleveland (2nd)	2/11/79
TSRA half	6**	Chris Paul vs. New Orleans	2/6/08
	6	Shawn Marion vs. Minnesota (1st)	2/6/06
		George McCloud vs. L.A. Lakers (1st)	3/1/99
Overall quarter	6	Mike Bratz vs. Cleveland (3rd)	2/11/79
TSRA quarter	5	Buddy Hield, Sacramento	10/23/17
		Shawn Marion vs. Minnesota (2nd)	2/6/06

Most Blocked Shots

Overall game	10	Amar'e Stoudemire vs. Utah	2/7/04
		Manute Bol, Washington	1/8/86
TSRA game	10	Amar'e Stoudemire vs. Utah	2/7/04
Overall half	7	Amar'e Stoudemire vs. Utah (1st)	2/7/04
		Andrew Lang vs. Orlando (1st)	2/27/91
TSRA half	7	Amar'e Stoudemire vs. Utah (1st)	2/7/04
Overall quarter	6	Amar'e Stoudemire vs. Utah (1st)	2/7/04
		Andrew Lang vs. Portland (2nd)	12/26/89
TSRA quarter	6	Amar'e Stoudemire vs. Utah (1st)	2/7/04

Consecutive Field Goals Without a Miss

Game	13	Steve Johnson, Kansas City	3/24/83
Overall	20	Xavier McDaniel	
		vs. Houston (1/11/91) and Washington (1/15/91)	

* Overtime TSRA - Talking Stick Resort Arena

Phoenix Arena Records – Team

Most Points

Overall game	173 [^]	Suns vs. Denver	11/10/90
TSRA game	152 ^{**}	Seattle vs. Suns	1/22/06
Overall half	107 [#]	Suns vs. Denver (1st)	11/10/90
TSRA half	90	Houston vs. Suns (1st)	11/16/17
Overall quarter	57 [‡]	Suns vs. Denver (2nd)	11/10/90
TSRA quarter	47	Suns vs. Sacramento (1st) Suns vs. Miami (1st)	11/21/07 1/6/06
Overall OT	23	Denver vs. Suns	12/23/96
TSRA OT	23	Denver vs. Suns	12/23/96

Most Field Goals Made

Overall game	67	Suns vs. Denver	11/10/90
TSRA game	56	Suns vs. L.A. Clippers Suns vs. Memphis Suns vs. L.A. Lakers	2/17/09 3/11/08 2/5/93
Overall half	43 [#]	Suns vs. Denver (1st)	11/10/90
TSRA half	34	Suns vs. Chicago (1st)	11/22/92
Overall quarter	24 [#]	Suns vs. Denver (2nd)	11/10/90

Most Field Goals Attempted

Overall game	123 [*]	Suns vs. Detroit	11/10/68
	122	Suns vs. San Diego Rockets	12/28/68
TSRA game	114 [*]	New Orleans vs. Suns	2/6/08
	109	Charlotte vs. Suns	12/10/04
Overall half	80 ^{**}	Suns vs. Portland (2nd)	11/1/84
	65	Suns vs. Detroit (2nd)	11/10/68
TSRA half	66 ^{**}	New Orleans vs. Suns (2nd)	2/6/08
	58	Suns vs. Houston (2nd)	11/16/17
Overall quarter	36	Portland vs. Suns (3rd)	3/20/77
TSRA quarter	32	Suns vs. Golden State (3rd)	4/5/17

Highest Field Goal Percentage

Overall game	.691	Suns vs. L.A. Clippers (56-81)	1/17/87
TSRA game	.648	Suns vs. Dallas (46-71)	4/1/07

Most 3-PT. Field Goals Made

Overall game	22	Golden State vs. Suns	11/27/15
TSRA game	22	Golden State vs. Suns	11/27/15
Overall half	15	Golden State vs. Suns	11/27/15
TSRA half	15	Golden State vs. Suns	11/27/15

* Overtime ** Double Overtime *** Triple Overtime # NBA Record

[^] Ties NBA Record (non OT) [‡] NBA 2nd Quarter Record TSRA - Talking Stick Resort Arena

Most Free Throws Made

Overall game	61*#	Suns vs. Utah	4/9/90
	48	Suns vs. Boston	2/19/71
TSRA game	43	Suns vs. Minnesota	3/14/00
Overall half	32	Suns vs. Denver (1st)	10/29/85
TSRA half	27	Denver vs. Suns (2nd)	1/28/17
Overall quarter	23	L.A. Lakers vs. Suns (4th)	1/21/98
TSRA quarter	23	L.A. Lakers vs. Suns (4th)	1/21/98
Overall overtime	14	Suns vs. Utah	4/9/90

Most Free Throws Attempted

Overall game	80*	Suns vs. Utah	4/9/90
	63	Suns vs. Seattle	10/21/72
TSRA game	56	Houston vs. Suns	2/19/16
Overall half	45	Suns vs. Denver (1st)	10/29/85
TSRA half	34	Suns vs. Denver (2nd)	11/24/93
Overall quarter	31	L.A. Lakers vs. Suns (4th)	1/21/98
TSRA quarter	31	L.A. Lakers vs. Suns (4th)	1/21/98
Overall overtime	20	Suns vs. Utah	4/9/90

Highest Free Throw Percentage

Overall game	1.000	Several times, last Boston vs. Suns (14-14)	3/26/18
TSRA game	1.000	17 times, last Boston vs. Suns (14-14)	3/26/18

Most Assists

Overall game	51	Suns vs. San Antonio	2/2/79
TSRA game	42	Suns vs. Vancouver	4/12/98
Overall half	33#	Suns vs. Denver (1st)	11/10/90
TSRA half	25	Suns vs. Cleveland (1st)	1/11/07
		Suns vs. Vancouver (1st)	4/19/97
Overall quarter	17	Suns vs. Miami (1st)	1/6/06
		Suns vs. Denver (2nd)	11/10/90
		Suns vs. L.A. Clippers (4th)	1/17/87
TSRA quarter	16	Suns vs. Orlando (4th)	2/7/93

Most Rebounds

Overall game	76	Suns vs. Seattle	3/25/72
TSRA game	64	Suns vs. Portland	3/17/93
Overall half	41	Suns vs. Seattle (2nd)	3/25/72
TSRA half	36	Suns vs. L.A. Lakers (1st)	4/13/94
		Suns vs. Portland (1st)	3/17/93
Overall quarter	27	Suns vs. San Francisco (1st)	11/4/68
TSRA quarter	22	Suns vs. Detroit (1st)	3/20/18
		Suns vs. L.A. Lakers (4th)	3/18/13

Most Offensive Rebounds

Overall game	30***	Suns vs. Portland	11/1/84
		L.A. Lakers vs. Suns	3/1/86
TSRA game	28	Suns vs. L.A. Lakers	2/18/94

* Overtime *** Triple Overtime # NBA Record TSRA - Talking Stick Resort Arena

Phoenix Arena Records – Team...continued

Most Defensive Rebounds

Overall game	50	Suns vs. L.A. Lakers	12/25/73
TSRA game	49	Brooklyn vs. Suns	11/12/16
		Suns vs. L.A. Lakers	12/23/13

Most Steals

Overall game	24	Suns vs. San Antonio	11/20/77
TSRA game	22	Suns vs. Washington	12/9/93
Overall half	16	Suns vs. Portland (1st)	3/28/80
TSRA half	14	Suns vs. Indiana (2nd)	12/20/93
Overall quarter	10	Suns vs. Portland (1st)	3/28/80
TSRA quarter	9	Dallas vs. Suns (2nd)	1/18/94

Most Personal Fouls

Overall game	52*	Utah vs. Suns	4/9/90
	46	New York vs. Suns	12/3/87
TSRA game	38	Miami vs. Suns	11/6/94
Overall half	38*	Utah vs. Suns (2nd)	4/9/90
	27	Denver vs. Suns (1st)	10/29/85
TSRA half	22	Suns vs. Denver (2nd)	1/28/17
Overall quarter	16	Suns vs. L.A. Lakers (4th)	1/21/98
		Denver vs. Suns (4th)	12/26/83
TSRA quarter	16	Suns vs. L.A. Lakers (4th)	1/21/98
Overall overtime	12	Utah vs. Suns	4/9/90

Most Blocked Shots

Overall game	19	Suns vs. Atlanta	1/29/08
TSRA game	19	Suns vs. Atlanta	1/29/08
Overall half	11	Suns vs. Atlanta (2nd)	1/29/08
TSRA half	11	Suns vs. Atlanta (2nd)	1/29/08
Overall quarter	10	Suns vs. Atlanta (4th)	1/29/08
TSRA quarter	10	Suns vs. Atlanta (4th)	1/29/08

Most Turnovers

Overall game	40	Portland vs. Suns	3/7/76
TSRA game	29*	Suns vs. Milwaukee	11/22/17
	29	Suns vs. Toronto	3/6/13

Consecutive Field Goals Without a Miss

Overall quarter	14	Suns vs. New Jersey	1/29/92
-----------------	----	---------------------	---------

Consecutive Free Throws Without a Miss

Overall game	33	Suns vs. Detroit	12/23/80
TSRA game	31	Suns vs. Houston	3/22/08

Largest Margin of Victory

Overall game	55	Suns vs. Sacramento (140-85)	4/17/89
TSRA game	48	San Antonio vs. Suns (129-81)	2/7/18
		Portland vs. Suns (124-76)	10/18/17
		Suns vs. Sacramento (129-81)	2/2/09

* Overtime TSRA - Talking Stick Resort Arena

Fewest Points

Overall game	65	Denver vs. Suns	4/1/03
		Chicago vs. Suns	3/6/75
TSRA game	65	Denver vs. Suns	4/1/03
Overall half	24	Suns vs. San Antonio (1st)	2/28/15
TSRA half	24	Suns vs. San Antonio (1st)	2/28/15
Overall quarter	6	Golden State vs. Suns (4th)	2/28/99
TSRA quarter	6	Golden State vs. Suns (4th)	2/28/99
Overall overtime	2	Suns vs. Milwaukee	11/22/17
		Seattle vs. Suns	12/16/03
		Charlotte vs. Suns	1/15/90

Fewest Field Goals Made

Overall game	20	Denver vs. Suns	4/1/03
TSRA game	20	Denver vs. Suns	4/1/03
Overall half	8	Suns vs. San Antonio (1st)	2/28/15
TSRA half	8	Suns vs. San Antonio (1st)	2/28/15
Overall quarter	2	Suns vs. Minnesota (4th)	11/25/16
		Golden State vs. Suns (4th)	2/28/99
		L.A. Lakers vs. Suns (2nd)	3/24/87
TSRA quarter	2	Suns vs. Minnesota (4th)	11/25/16
		Golden State vs. Suns (4th)	2/28/99

Fewest Field Goals Attempted

Overall game	64*	Suns vs. Utah	4/9/90
	64	Suns vs. Utah	2/7/04
		Chicago vs. Suns	11/17/99
		Suns vs. L.A. Lakers	4/6/90
TSRA game	64	Suns vs. Utah	2/7/04
		Chicago vs. Suns	11/17/99
Overall half	28	L.A. Clippers vs. Suns (2nd)	12/23/12
		Suns vs. L.A. Clippers (2nd)	12/18/93
TSRA half	28	L.A. Clippers vs. Suns (2nd)	12/23/12
		Suns vs. L.A. Clippers (2nd)	12/18/93
Overall quarter	10	Cleveland vs. Suns (4th)	1/31/98
TSRA quarter	10	Cleveland vs. Suns (4th)	1/31/98

Lowest Field Goal Percentage

Overall game	.263	Denver vs. Suns (20-76)	4/1/03
TSRA game	.263	Denver vs. Suns (20-76)	4/1/03

Fewest Free Throws Made

Overall game	2	Suns vs. Minnesota	3/20/07
TSRA game	2	Suns vs. Minnesota	3/20/07
Overall half	0	Several times, last Denver vs. Suns (1st)	12/23/15
TSRA half	0	Five times, last Denver vs. Suns (1st)	12/23/15

Fewest Free Throws Attempted

Overall game	4	Suns vs. Minnesota	3/20/07
TSRA game	4	Suns vs. Minnesota	3/20/07
Overall half	0	Four times, last Sacramento vs. Suns (2nd)	11/4/15
TSRA half	0	Sacramento vs. Suns (2nd)	11/4/15
		Suns vs. New York (1st)	12/9/05

* Overtime TSRA - Talking Stick Resort Arena

Phoenix Arena Records – Team...continued

Fewest Personal Fouls

Overall game	7	Oklahoma City vs. Suns	2/10/13
TSRA game	7	Oklahoma City vs. Suns	2/10/13
Overall half	2	Sacramento vs. Suns (2nd)	11/4/15
TSRA half	2	Sacramento vs. Suns (2nd)	11/4/15

Fewest Assists

Overall game	7	New Orleans/Oklahoma City vs. Suns	11/22/06
TSRA game	7	New Orleans/Oklahoma City vs. Suns	11/22/06
Overall half	1	Denver vs. Suns (1st)	11/14/15
TSRA half	1	Denver vs. Suns (1st)	11/14/15

Fewest Rebounds

Overall game	21	L.A. Clippers vs. Suns	2/17/09
TSRA game	21	L.A. Clippers vs. Suns	2/17/09
Overall half	9	Denver vs. Suns (1st)	1/23/98
		Milwaukee vs. Suns (2nd)	3/26/93
		Utah vs. Suns (1st)	4/2/91
		Suns vs. Indiana (1st)	1/13/79
TSRA half	9	Denver vs. Suns (1st)	1/23/98
		Milwaukee vs. Suns (2nd)	3/26/93
Overall quarter	2	Oklahoma City vs. Suns (2nd)	2/8/16
		Sacramento vs. Suns (4th)	3/19/86
TSRA quarter	2	Oklahoma City vs. Suns (2nd)	2/8/16

Fewest Offensive Rebounds

Overall game	2	Suns vs. Charlotte	2/4/18
		Suns vs. Charlotte	1/6/16
		Suns vs. New Orleans/Oklahoma City	4/17/06
		Boston vs. Suns	12/26/03
		Seattle vs. Suns	2/19/02
		Suns vs. New Orleans Jazz	12/21/76
TSRA game	2	Suns vs. Charlotte	2/4/18
		Suns vs. Charlotte	1/6/16
		Suns vs. New Orleans/Oklahoma City	4/17/06
		Boston vs. Suns	12/26/03
		Seattle vs. Suns	2/19/02

Fewest Defensive Rebounds

Overall game	14	Seattle vs. Suns	1/25/91
TSRA game	17	Dallas vs. Suns	4/1/07
		Dallas vs. Suns	11/26/03

Fewest Steals

Overall game	0	Suns vs. Miami	1/8/10
		Dallas vs. Suns	4/12/84
TSRA game	0	Several times, last vs. Miami	1/8/10

Fewest Turnovers

Overall game	3	Suns vs. L.A. Lakers	4/7/12
TSRA game	3	Suns vs. L.A. Lakers	4/7/12

Regular Season Records

Individual

Minutes Played	
3,388 by Dick Van Arsdale	1968-69
Field Goals Made	
810 by Tom Chambers	1989-90
Field Goals Attempted	
1,809 by Charlie Scott	1972-73
Field Goal Percentage (min. 300 made)	
.625 by Mark West	1989-90
Three-Point Field Goals Made	
226 by Quentin Richardson	2004-05
Three-Point Field Goals Attempted	
631 by Quentin Richardson	2004-05
Three-Point Field Goal Percentage (min. 82 made)	
.478 by Joe Johnson	2004-05
Free Throws Made	
583 by Amar'e Stoudemire	2004-05
Free Throws Attempted	
795 by Amar'e Stoudemire	2004-05
Free Throw Percentage (min. 125 made)	
.938 by Steve Nash	2009-10
Rebounds	
1,015 by Paul Silas	1970-71
Rebound Average	
12.5 by Paul Silas	1970-71
Assists	
991 by Kevin Johnson	1988-89
Assist Average	
12.2 by Kevin Johnson	1988-89
Most Personal Fouls	
323 by Neal Walk	1972-73
Most Disqualifications	
15 by Mike Bantom	1973-74
Steals	
225 by Ron Lee	1977-78
Blocked Shots	
217 by Larry Nance	1982-83
Most Points	
2,201 by Tom Chambers	1989-90
Highest Scoring Average	
27.2 by Tom Chambers	1989-90

Team

Field Goals Made	
3,847	1978-79
Field Goals Attempted	
8,242	1968-69
Field Goal Percentage	
.512	1978-79
Three-Point Field Goals Made	
837	2005-06
Three-Point Field Goals Attempted	
2,286	2017-18
Three-Point Field Goal Percentage	
.412	2009-10
Free Throws Made	
2,434	1969-70
Free Throws Attempted	
3,270	1969-70
Free Throw Percentage	
.808	2006-07
Rebounds	
4,508	1968-69
Assists	
2,500	1978-79
Personal Fouls	
2,260	1985-86
Disqualifications	
46	1973-74
Steals	
1,059#	1977-78
Blocked Shots	
582	1991-92
Points	
9,786	1969-70
Scoring Average	
119.3	1969-70

NBA Record

All-Time Regular Season Leaders

Games Played

Alvan Adams	988
Walter Davis	766
Steve Nash	744
Dick Van Arsdale	685
Kevin Johnson	683

Minutes Played

Alvan Adams	27,203
Shawn Marion	24,948
Dick Van Arsdale	24,242
Kevin Johnson	24,018
Walter Davis	23,143

Field Goals Made

Walter Davis	6,497
Alvan Adams	5,709
Shawn Marion	4,879
Kevin Johnson	4,369
Dick Van Arsdale	4,328

Field Goals Attempted

Walter Davis	12,497
Alvan Adams	11,464
Shawn Marion	10,136
Dick Van Arsdale	9,185
Kevin Johnson	8,849

Field Goal Percentage (500 FGM minimum)

Mark West	.613
Shaquille O'Neal	.609
Ed Pinckney	.571
Oliver Miller	.567
Larry Nance	.561

3-PT. Field Goals Made

Steve Nash	1,051
Dan Majerle	800
Leandro Barbosa	751
Shawn Marion	652
Raja Bell	622

3-PT. Field Goals Attempted

Steve Nash	2,417
Dan Majerle	2,200
Shawn Marion	1,905
Leandro Barbosa	1,904
Channing Frye	1,526

3-PT. Field Goals Percentage (50 3PM minimum)

Steve Nash	.435
Raja Bell	.422
Wesley Person	.407
Jared Dudley	.404
Troy Daniels	.400

Free Throws Made

Kevin Johnson	3,851
Dick Van Arsdale	3,404
Amar'e Stoudemire	3,044
Walter Davis	2,557
Alvan Adams	2,490

Free Throws Attempted

Kevin Johnson	4,579
Dick Van Arsdale	4,186
Amar'e Stoudemire	4,018
Alvan Adams	3,160
Walter Davis	3,039

Free Throw Percentage (200 FTM minimum)

Steve Nash	.907
Kyle Macy	.884
Eddie Johnson	.870
Jeff Hornacek	.854
Brandon Knight	.852

Points Scored

Walter Davis	15,666
Alvan Adams	13,910
Kevin Johnson	12,747
Shawn Marion	12,134
Dick Van Arsdale	12,060

Assists

Steve Nash	6,997
Kevin Johnson	6,518
Alvan Adams	4,012
Walter Davis	3,340
Jason Kidd	3,011

Steals

Alvan Adams	1,289
Shawn Marion	1,245
Walter Davis	1,040
Kevin Johnson	1,022
Dan Majerle	811

Blocked Shots

Larry Nance	940
Mark West	897
Shawn Marion	894
Alvan Adams	808
Amar'e Stoudemire	722

Rebounds

Alvan Adams	6,937
Shawn Marion	6,616
Amar'e Stoudemire	4,613
Larry Nance	3,791
Neal Walk	3,637

Scoring Average (100 games minimum)

Charlie Scott	24.8
Charles Barkley	23.4
Gail Goodrich	21.9
Amar'e Stoudemire	21.4
Stephon Marbury	21.3

Single Season Statistical Leaders

Scoring Average (50 games minimum)

Year	Name	Games	Points	Avg.
68-69	Gail Goodrich	81	1931	23.8
69-70	Connie Hawkins	81	1995	24.6
70-71	Dick Van Arsdale	81	1771	21.9
71-72	Connie Hawkins	76	1598	21.0
72-73	Charlie Scott	81	2048	25.3
73-74	Dick Van Arsdale	78	1389	17.8
74-75	Charlie Scott	69	1680	24.3
75-76	Paul Westphal	82	1679	20.5
76-77	Paul Westphal	81	1726	21.3
77-78	Paul Westphal	80	2014	25.2
78-79	Paul Westphal	81	1941	24.0
79-80	Paul Westphal	82	1792	21.9
80-81	Truck Robinson	82	1543	18.8
81-82	Dennis Johnson	80	1561	19.5
82-83	Walter Davis	80	1521	19.0
83-84	Walter Davis	78	1557	20.0
84-85	Larry Nance	61	1211	19.9
85-86	Walter Davis	70	1523	21.8
86-87	Walter Davis	79	1867	23.6
87-88	Eddie Johnson	73	1294	17.7
88-89	Tom Chambers	81	2085	25.7
89-90	Tom Chambers	81	2201	27.2
90-91	Kevin Johnson	77	1710	22.2
91-92	Jeff Hornacek	81	1632	20.1
92-93	Charles Barkley	76	1944	25.6
93-94	Charles Barkley	65	1402	21.6
94-95	Charles Barkley	68	1561	23.0
95-96	Charles Barkley	71	1649	23.2
96-97	Kevin Johnson	70	1410	20.1
97-98	Rex Chapman	68	1082	15.9
98-99	Tom Gugliotta	43	729	17.0
99-00	Clifford Robinson	80	1478	18.5
00-01	Shawn Marion	79	1369	17.3
01-02	Stephon Marbury	82	1674	20.4
02-03	Stephon Marbury	81	1806	22.3
03-04	Shawn Marion	79	1498	19.0
04-05	Amar'e Stoudemire	80	2080	26.0
05-06	Shawn Marion	81	1769	21.8
06-07	Amar'e Stoudemire	82	1671	20.4
07-08	Amar'e Stoudemire	79	1989	25.2
08-09	Amar'e Stoudemire	53	1134	21.4
09-10	Amar'e Stoudemire	82	1896	23.1
10-11	Steve Nash	75	1106	14.7
11-12	Marcin Gortat	66	1017	15.4
12-13	Goran Dragic	77	1134	14.7
13-14	Goran Dragic	76	1542	20.3
14-15	Eric Bledsoe	81	1377	17.0
15-16	Brandon Knight	52	1018	19.6
16-17	Devin Booker	78	1726	22.1
17-18	Devin Booker	54	1346	24.9

Field Goal Percentage (250 FGM minimum)

Year	Name	FGM	FGA	Pct.
68-69	Dick Snyder	399	846	.472
69-70	Jim Fox	413	788	.524
70-71	Mel Counts	365	799	.457
71-72	Clem Haskins	509	1054	.483
72-73	Connie Hawkins	441	920	.479
73-74	Dick Van Arsdale	514	1028	.500
74-75	Curtis Perry	437	917	.477
75-76	Curtis Perry	386	776	.497
76-77	Paul Westphal	682	1317	.518
77-78	Walter Davis	786	1494	.526
78-79	Walter Davis	764	1362	.561
79-80	Walter Davis	657	1166	.563
80-81	Walter Davis	593	1101	.539
81-82	Walter Davis	350	669	.523
82-83	Larry Nance	588	1069	.550
83-84	Larry Nance	601	1044	.576
84-85	Larry Nance	515	877	.587
85-86	Larry Nance	582	1001	.581
86-87	Ed Pinckney	290	497	.584
87-88	Jay Humphries	264	484	.545
88-89	Kevin Johnson	570	1128	.505
89-90	Mark West	331	530	*.625
90-91	Jeff Hornacek	544	1051	.518
91-92	Tim Perry	413	789	.523
92-93	Cedric Ceballos	381	662	*.576
93-94	Oliver Miller	277	455	.609
94-95	Danny Manning	340	622	.547
95-96	Kevin Johnson	342	674	.507
96-97	Danny Manning	426	795	.536
97-98	Antonio McDyess	497	927	.536
98-99	Danny Manning	187	386	.484
99-00	Rodney Rogers	428	881	.486
00-01	Shawn Marion	557	1160	.480
01-02	Shawn Marion	654	1395	.469
02-03	Amar'e Stoudemire	392	830	.472
03-04	Amar'e Stoudemire	411	865	.475
04-05	Amar'e Stoudemire	747	1336	.559
05-06	Boris Diaw	449	853	.526
06-07	Amar'e Stoudemire	607	1055	.575
07-08	Amar'e Stoudemire	714	1211	.590
08-09	Shaquille O'Neal	512	841	*.609
09-10	Amar'e Stoudemire	704	1264	.557
10-11	Marcin Gortat	294	522	.563
11-12	Marcin Gortat	427	769	.555
12-13	Marcin Gortat	295	566	.521
13-14	Miles Plumlee	286	553	.517
14-15	Goran Dragic	340	679	.501
15-16	Mirza Teletovic	332	777	.427
16-17	T.J. Warren	403	814	.495
17-18	T.J. Warren	529	1063	.498

*NBA leader

Free Throw Percentage (125 FTM minimum)

Year	Name	FTM	FTA	Pct.
68-69	Stan McKenzie	219	287	.763
69-70	Gail Goodrich	488	604	.808
70-71	Connie Hawkins	457	560	.816
71-72	Dick Van Arsdale	529	626	.845
72-73	Dick Van Arsdale	426	496	.859
73-74	Dick Van Arsdale	361	423	.853
74-75	Dick Van Arsdale	282	339	.832
75-76	Keith Erickson	134	157	.854
76-77	Dick Van Arsdale	145	166	.873
77-78	Walter Davis	387	466	.830
78-79	Paul Westphal	339	405	.837
79-80	Mike Bratz	141	162	.870
80-81	Walter Davis	209	250	.836
81-82	Kyle Macy	152	169	*.899
82-83	Kyle Macy	129	148	.872
83-84	Walter Davis	233	270	.863
84-85	Kyle Macy	127	140	*.907
85-86	Walter Davis	257	305	.843
86-87	Walter Davis	288	334	.862
87-88	Walter Davis	205	231	.887
88-89	Kevin Johnson	508	576	.882
89-90	Eddie Johnson	188	205	.917
90-91	Jeff Hornacek	201	224	.897
91-92	Jeff Hornacek	279	315	.886
92-93	Tom Chambers	241	288	.837
93-94	Kevin Johnson	380	464	.819
94-95	Elliot Perry	158	195	.810
95-96	Kevin Johnson	342	398	.859
96-97	Kevin Johnson	439	515	.852
97-98	Kevin Johnson	162	186	.871
98-99	Tom Gugliotta	173	218	.794
99-00	Jason Kidd	203	245	.829
00-01	Jason Kidd	328	403	.814
01-02	Shawn Marion	191	226	.845
02-03	Shawn Marion	251	295	.851
03-04	Shawn Marion	228	268	.851
04-05	Steve Nash	211	238	.887
05-06	Steve Nash	257	279	*.921
06-07	Steve Nash	222	247	.899
07-08	Steve Nash	222	245	.906
08-09	Steve Nash	196	210	.933
09-10	Steve Nash	211	225	*.938
10-11	Steve Nash	227	249	.912
11-12	Steve Nash	127	142	.894
12-13	Jared Dudley	129	162	.796
13-14	Gerald Green	195	230	.848
14-15	Isaiah Thomas	184	211	.872
15-16	Devin Booker	215	256	.840
16-17	Devin Booker	367	441	.832
17-18	Devin Booker	289	329	.878

*NBA leader

Total Rebounds

Year	Name	Games	Total	Avg.
68-69	Gary Gregor	80	711	8.9
69-70	Paul Silas	78	916	11.7
70-71	Paul Silas	81	1015	12.5
71-72	Paul Silas	80	955	11.9
72-73	Neal Walk	81	1006	12.4
73-74	Neal Walk	82	837	10.2
74-75	Curtis Perry	79	940	11.9
75-76	Alvan Adams	80	727	9.1
76-77	Alvan Adams	72	652	9.1
77-78	Garfield Heard	80	652	8.2
78-79	Alvan Adams	77	705	9.2
79-80	Truck Robinson	82	770	9.4
80-81	Truck Robinson	82	789	9.6
81-82	Truck Robinson	74	721	9.7
82-83	Maurice Lucas	77	799	10.4
83-84	Maurice Lucas	75	725	9.7
84-85	Maurice Lucas	63	557	8.8
85-86	Larry Nance	73	618	8.5
86-87	Larry Nance	69	599	8.7
87-88	Armon Gilliam	55	434	7.9
88-89	Tom Chambers	81	684	8.4
89-90	Mark West	82	728	8.9
90-91	Mark West	82	564	6.9
91-92	Tim Perry	80	551	6.9
92-93	Charles Barkley	76	928	12.2
93-94	A.C. Green	82	753	9.2
94-95	Charles Barkley	68	756	11.1
95-96	Charles Barkley	71	821	11.6
96-97	John Williams	68	562	8.3
97-98	Antonio McDyess	81	613	7.6
98-99	Tom Gugliotta	43	381	8.9
99-00	Jason Kidd	67	483	7.2
00-01	Shawn Marion	79	628	10.7
01-02	Shawn Marion	81	803	9.9
02-03	Shawn Marion	81	773	9.5
03-04	Shawn Marion	79	737	9.3
04-05	Shawn Marion	81	915	11.3
05-06	Shawn Marion	81	959	11.8
06-07	Amar'e Stoudemire	82	786	9.6
07-08	Amar'e Stoudemire	79	719	9.1
08-09	Shaquille O'Neal	75	633	8.4
09-10	Amar'e Stoudemire	82	732	8.9
10-11	Marcin Gortat	55	513	9.3
11-12	Marcin Gortat	66	659	10.0
12-13	Luis Scola	82	541	6.6
13-14	Miles Plumlee	80	626	7.8
14-15	Markieff Morris	82	506	6.2
15-16	Alex Len	78	594	7.6
16-17	Tyson Chandler	47	539	11.5
17-18	Alex Len	69	518	7.5

Total Assists

Year	Name	Games	Assists	Avg.
68-69	Gail Goodrich	81	518	6.4
69-70	Gail Goodrich	81	605	7.5
70-71	Clem Haskins	82	383	4.7
71-72	Paul Silas	80	343	4.3
72-73	Charlie Scott	81	495	6.1
73-74	Neal Walk	82	331	4.0
74-75	Dennis Awtrey	81	342	4.2
75-76	Alvan Adams	80	450	5.6
76-77	Paul Westphal	81	459	5.7
77-78	Paul Westphal	80	437	5.5
78-79	Paul Westphal	81	529	6.5
79-80	Paul Westphal	82	416	5.1
80-81	Alvan Adams	75	344	4.6
81-82	Kyle Macy	82	384	4.7
82-83	Walter Davis	80	397	5.0
83-84	Walter Davis	78	429	5.5
84-85	Kyle Macy	65	380	5.8
85-86	Jay Humphries	82	526	6.4
86-87	Jay Humphries	82	632	7.7
87-88	Jeff Hornacek	82	540	6.6
88-89	Kevin Johnson	81	991	12.2
89-90	Kevin Johnson	74	846	11.4
90-91	Kevin Johnson	77	781	10.1
91-92	Kevin Johnson	78	836	10.7
92-93	Charles Barkley	76	385	5.1
93-94	Kevin Johnson	67	637	9.5
94-95	Elliot Perry	82	394	4.8
95-96	Kevin Johnson	56	517	9.2
96-97	Kevin Johnson	70	653	9.3
97-98	Jason Kidd	82	745	9.1
98-99	Jason Kidd	50	539	* 10.8
99-00	Jason Kidd	67	678	* 10.1
00-01	Jason Kidd	77	753	* 9.8
01-02	Stephon Marbury	82	666	8.1
02-03	Stephon Marbury	81	654	8.1
03-04	Joe Johnson	82	362	4.4
04-05	Steve Nash	75	861	* 11.5
05-06	Steve Nash	79	826	* 10.5
06-07	Steve Nash	76	884	* 11.6
07-08	Steve Nash	81	898	11.1
08-09	Steve Nash	74	717	9.7
09-10	Steve Nash	81	892	* 11.0
10-11	Steve Nash	75	855	* 11.4
11-12	Steve Nash	62	664	10.7
12-13	Goran Dragic	77	569	7.4
13-14	Goran Dragic	76	447	5.9
14-15	Eric Bledsoe	81	493	6.1
15-16	Brandon Knight	52	263	5.1
16-17	Eric Bledsoe	66	418	6.3
17-18	Tyler Ulis	71	311	4.4

* NBA leader

Total Minutes

Year	Name	Games	Minutes	Avg.
68-69	Dick Van Arsdale	80	3388	42.4
69-70	Connie Hawkins	81	3312	40.9
70-71	Dick Van Arsdale	81	3157	39.0
71-72	Dick Van Arsdale	82	3096	37.8
72-73	Neal Walk	81	3114	38.4
73-74	Dick Van Arsdale	78	2832	36.3
74-75	Curtis Perry	79	2688	34.0
75-76	Paul Westphal	82	2960	36.1
76-77	Paul Westphal	81	2600	32.1
77-78	Walter Davis	81	2590	32.0
78-79	Paul Westphal	81	2641	32.6
79-80	Truck Robinson	82	2710	33.0
80-81	Truck Robinson	82	3088	37.7
81-82	Dennis Johnson	80	2936	36.7
82-83	Larry Nance	82	2914	35.5
83-84	Larry Nance	82	2899	35.4
84-85	Larry Nance	61	2202	36.1
85-86	Larry Nance	73	2484	34.0
86-87	Walter Davis	79	2646	33.5
87-88	Eddie Johnson	73	2177	29.8
88-89	Kevin Johnson	81	3179	39.2
89-90	Tom Chambers	81	3046	37.6
90-91	Kevin Johnson	77	2772	36.0
91-92	Jeff Hornacek	81	3078	38.0
92-93	Dan Majerle	82	3199	39.0
93-94	Dan Majerle	80	3207	40.1
94-95	Dan Majerle	82	3091	37.7
95-96	Michael Finley	82	3212	39.2
96-97	Kevin Johnson	70	2658	38.0
97-98	Jason Kidd	82	3118	38.0
98-99	Jason Kidd	50	2060	41.2
99-00	Clifford Robinson	80	2839	35.5
00-01	Jason Kidd	77	3065	39.8
01-02	Stephon Marbury	82	3187	38.9
02-03	Shawn Marion	81	3373	41.6
03-04	Joe Johnson	82	3331	40.6
04-05	Joe Johnson	82	3240	39.5
05-06	Shawn Marion	81	3263	40.3
06-07	Shawn Marion	80	3010	37.6
07-08	Steve Nash	81	2780	34.3
08-09	Steve Nash	74	2484	33.6
09-10	Amar'e Stoudemire	82	2838	34.6
10-11	Channing Frye	77	2541	33.0
11-12	Marcin Gortat	66	2114	32.0
12-13	Goran Dragic	77	2581	33.5
13-14	Goran Dragic	76	2668	35.1
14-15	Eric Bledsoe	81	2800	34.6
15-16	P.J. Tucker	82	2540	31.0
16-17	Devin Booker	78	2731	35.0
17-18	T.J. Warren	65	2142	33.0

Single Season Records Breakdowns

Records - Inter-Divisional

Year	Western	Eastern	Midwest	Northwest	Pacific	Southwest	Atlantic	Central	Southeast	Overall
68-69	8-30	8-36	-	-	-	-	-	-	-	16-66
69-70	24-16	15-27	-	-	-	-	-	-	-	39-43
70-71	25-19	23-15	9-9	-	16-10	-	9-10	14-5	-	48-34
71-72	24-20	25-13	7-11	-	17-9	-	15-4	10-9	-	49-33
72-73	22-28	16-16	8-16	-	14-12	-	8-8	8-8	-	38-44
73-74	16-34	14-18	5-19	-	11-15	-	4-12	10-6	-	30-52
74-75	19-27	13-23	7-9	-	12-18	-	5-11	8-12	-	32-50
75-76	26-20	16-20	11-9	-	15-11	-	4-12	12-8	-	42-40
76-77	16-24	18-24	11-13	-	5-11	-	9-10	9-14	-	34-48
77-78	24-16	25-17	16-8	-	8-8	-	12-7	13-10	-	49-33
78-79	21-19	29-13	10-10	-	11-9	-	12-7	17-6	-	50-32
79-80	42-18	13-9	23-7	-	19-11	-	5-5	8-4	-	55-27
80-81	44-16	13-9	22-7	-	22-9	-	4-6	9-3	-	57-25
81-82	32-28	14-8	18-12	-	14-16	-	5-5	9-3	-	46-36
82-83	42-18	11-11	21-9	-	21-9	-	3-7	8-4	-	53-29
83-84	33-27	8-14	17-13	-	16-14	-	4-6	4-8	-	41-41
84-85	27-33	9-13	12-18	-	15-15	-	4-6	5-7	-	36-46
85-86	25-35	7-15	9-21	-	16-14	-	2-8	5-7	-	32-50
86-87	28-32	8-14	14-16	-	14-16	-	3-7	5-7	-	36-46
87-88	22-39	6-15	11-19	-	11-20	-	4-6	2-9	-	28-54
88-89	41-17	14-10	18-6	-	23-11	-	10-2	4-8	-	55-27
89-90	38-18	16-10	18-10	-	20-8	-	9-3	7-7	-	54-28
90-91	35-21	20-6	18-10	-	17-11	-	9-3	11-3	-	55-27
91-92	34-20	19-9	17-7	-	17-13	-	11-3	8-6	-	53-29
92-93	40-14	22-6	19-5	-	21-9	-	12-2	10-4	-	62-20
93-94	37-17	19-9	18-6	-	19-11	-	11-3	8-6	-	56-26
94-95	39-15	20-8	16-8	-	23-7	-	11-3	9-5	-	59-23
95-96	23-29	18-12	14-13	-	9-16	-	10-4	8-8	-	41-41
96-97	27-25	13-17	14-14	-	13-11	-	6-8	7-9	-	40-42
97-98	37-15	19-11	19-8	-	18-7	-	9-5	10-6	-	56-26
98-99	26-18	1-5	17-8	-	9-10	-	0-1	1-4	-	27-23
99-00	30-22	23-7	15-13	-	15-9	-	11-3	12-4	-	53-29
00-01	30-22	21-9	18-10	-	12-12	-	7-7	14-2	-	51-31
01-02	24-28	12-18	12-16	-	12-12	-	4-10	8-8	-	36-46
02-03	26-26	18-12	14-14	-	12-12	-	8-6	10-6	-	44-38
03-04	16-36	13-17	7-21	-	9-15	-	7-7	6-10	-	29-53
04-05	38-14	24-6	-	15-3	12-4	11-7	9-1	7-3	8-2	62-20
05-06	32-20	22-8	-	12-6	10-6	10-8	8-2	6-4	8-2	54-28
06-07	36-16	25-5	-	12-6	11-5	13-5	9-1	8-2	8-2	61-21
07-08	31-21	24-6	-	12-6	10-6	9-9	8-3	8-1	8-2	55-27
08-09	30-22	16-14	-	12-6	11-5	7-11	5-5	5-5	6-4	46-36
09-10	35-17	19-11	-	11-7	12-4	12-6	9-1	5-5	5-5	54-28
10-11	23-29	17-13	-	9-9	9-7	5-13	6-4	7-3	4-6	40-42
11-12	23-25	10-8	-	6-9	9-5	8-11	2-3	5-2	3-3	33-33
12-13	17-35	8-22	-	5-13	5-11	7-11	1-9	4-6	3-7	25-57
13-14	28-24	20-10	-	13-5	8-8	7-11	7-3	6-4	7-3	48-34
14-15	21-31	18-12	-	9-9	6-10	6-12	8-2	6-4	4-6	39-43
15-16	17-35	6-24	-	6-12	6-10	5-13	1-9	1-9	4-6	23-59
16-17	11-41	13-17	-	3-15	3-13	5-13	6-4	3-7	4-6	24-58
17-18	15-37	6-24	-	5-13	4-12	6-12	2-8	2-8	2-8	21-61
TOT.	1380-1209	787-676	485-395	130-119	622-509	111-142	328-262	362-289	74-62	2167-1885
Win. %	.533	.538	.551	.522	.550	.439	.556	.556	.544	.535

Records – Month by Month

Year	Oct.	Nov.	Dec.	Jan.	Feb.	Mar.	Apr.	Total
68-69	4-3	1-12	3-15	3-12	3-14	2-10	-	16-66
69-70	3-5	5-10	7-8	9-10	9-7	6-3	-	39-43
70-71	3-6	11-6	9-7	11-4	9-4	5-7	-	48-34
71-72	3-4	8-7	11-5	9-8	11-5	7-4	-	49-33
72-73	3-4	7-9	9-6	6-8	7-9	6-8	-	38-44
73-74	2-8	5-8	8-8	6-7	4-12	5-9	-	30-52
74-75	3-3	6-9	6-6	5-9	8-6	3-15	1-2	32-50
75-76	1-1	6-6	8-7	4-13	8-5	12-5	3-3	42-40
76-77	1-4	5-5	8-7	8-9	4-9	4-12	4-2	34-48
77-78	3-3	8-4	10-6	12-2	5-8	9-7	2-3	49-33
78-79	7-3	10-4	7-7	7-6	6-6	10-4	3-2	50-32
79-80	7-4	9-5	10-5	9-5	8-5	12-3	-	55-27
80-81	9-1	13-3	10-5	9-7	8-4	8-5	-	57-25
81-82	0-2	8-3	9-7	7-5	7-7	9-8	6-4	46-36
82-83	1-1	10-5	8-6	8-8	8-4	10-4	8-1	53-29
83-84	0-1	5-11	10-4	4-8	8-9	8-8	6-0	41-41
84-85	3-0	7-8	7-7	5-10	6-7	4-11	4-3	36-46
85-86	0-3	3-12	7-4	7-9	6-7	6-9	3-6	32-50
86-87	1-0	5-9	7-8	6-10	3-8	4-10	10-1	36-46
87-88	0-0	4-6	6-9	3-12	4-10	6-9	5-8	28-54
88-89	0-0	6-7	10-4	10-4	8-5	12-6	9-1	55-27
89-90	0-0	5-6	7-7	13-3	11-1	12-6	6-5	54-28
90-91	0-0	8-4	10-5	10-5	8-5	13-3	6-5	55-27
91-92	0-0	8-9	11-1	10-6	7-6	12-3	5-4	53-29
92-93	0-0	7-4	14-0	10-4	9-4	13-3	9-5	62-20
93-94	0-0	8-3	13-2	7-8	8-4	10-6	10-3	56-26
94-95	0-0	10-4	11-3	13-2	8-5	9-6	8-3	59-23
95-96	0-0	6-7	7-7	6-9	9-4	8-8	5-6	41-41
96-97	0-0	1-14	9-5	5-11	6-6	12-3	7-3	40-42
97-98	1-0	8-3	9-6	11-5	9-4	10-7	8-1	56-26
98-99	-	-	-	-	8-5	7-11	12-7*	27-23
99-00	0-0	10-4	8-7	7-7	10-3	12-4	6-4	53-29
00-01	0-1	10-3	8-6	8-8	8-4	10-5	7-4	51-31
01-02	0-1	10-6	8-6	4-10	6-7	6-9	2-7	36-46
02-03	0-1	8-6	11-5	8-9	4-6	7-8	6-3	44-38
03-04	1-1	6-7	5-12	5-12	3-9	6-8	3-4	29-53
04-05	-	12-2	13-2	11-6	7-4	11-3	8-3	62-20
05-06	-	8-5	11-5	10-6	9-1	11-6	5-5	54-28
06-07	0-1	8-5	13-2	15-1	8-5	10-4	7-3	61-21
07-08	-	12-4	10-5	11-5	6-5	11-5	5-3	55-27
08-09	1-1	10-6	7-5	7-8	8-5	7-9	6-2	46-36
09-10	2-0	12-3	7-9	7-9	9-3	12-2	5-2	54-28
10-11	1-2	7-7	6-8	8-7	9-3	5-11	4-4	40-42
11-12	-	-	1-3	6-10	7-7	11-6	8-7	33-33
12-13	0-1	7-9	4-11	5-9	4-9	3-12	2-6	25-57
13-14	1-0	8-8	10-3	9-7	6-6	10-6	4-4	48-34
14-15	2-0	8-8	8-8	10-5	3-8	7-8	1-6	39-43
15-16	2-1	6-8	4-14	2-12	1-9	5-11	3-4	23-59
16-17	0-4	6-9	4-11	5-9	3-9	4-12	2-4	24-58
17-18	3-4	5-11	6-9	4-10	1-10	0-14	2-3	21-61
TOTALS	68-74	356-314	405-308	375-369	335-308	402-356	226-156	2167-1885
Win. %	.479	.531	.568	.504	.521	.530	.592	.535

* includes 2-1 in May during regular season

Records – Day by Day

Year	Mon.	Tues.	Wed.	Thur.	Fri.	Sat.	Sun.	Total
68-69	0-5	2-10	4-8	2-7	2-13	2-10	4-13	16-66
69-70	0-0	5-11	1-4	9-3	8-8	7-6	9-11	39-43
70-71	2-1	4-7	6-4	5-3	11-6	11-7	9-6	48-34
71-72	0-0	10-5	6-5	6-3	9-6	10-9	8-5	49-33
72-73	2-1	2-11	8-6	4-3	8-7	9-7	5-9	38-44
73-74	0-1	2-13	5-9	5-3	4-13	7-6	7-7	30-52
74-75	0-1	4-8	10-5	4-5	5-12	7-9	2-10	32-50
75-76	0-0	6-6	5-7	7-5	7-7	9-9	8-6	42-40
76-77	1-0	3-9	7-7	6-5	5-12	4-9	8-6	34-48
77-78	0-2	10-6	5-6	8-3	9-9	7-3	10-4	49-33
78-79	0-0	7-4	12-4	6-1	11-9	6-8	8-6	50-32
79-80	0-0	6-7	14-6	4-0	13-4	5-5	13-5	55-27
80-81	2-0	11-4	10-7	3-2	13-5	5-2	13-5	57-25
81-82	1-0	9-6	9-8	7-3	10-5	7-8	3-6	46-36
82-83	0-0	13-5	6-5	8-6	10-2	9-6	7-5	53-29
83-84	1-0	8-11	5-8	10-2	6-8	6-8	5-4	41-41
84-85	0-4	6-12	5-5	8-3	5-8	6-11	6-3	36-46
85-86	3-3	3-11	10-7	2-5	6-12	6-8	2-4	32-50
86-87	2-4	9-8	5-8	4-3	6-11	9-11	1-1	36-46
87-88	3-5	6-7	7-10	3-4	1-13	6-11	2-4	28-54
88-89	8-3	8-4	8-4	7-1	14-5	10-8	0-2	55-27
89-90	4-2	11-4	6-6	7-2	14-5	9-5	3-4	54-28
90-91	4-1	13-3	11-4	5-1	10-9	9-7	3-2	55-27
91-92	4-1	7-7	9-5	5-2	12-7	11-5	5-2	53-29
92-93	2-3	11-4	13-1	7-1	15-1	8-5	6-5	62-20
93-94	5-1	8-8	9-2	6-5	10-5	10-2	8-3	56-26
94-95	5-1	11-5	11-2	6-2	10-7	7-2	9-4	59-23
95-96	1-4	10-6	7-7	4-2	9-11	3-4	7-7	41-41
96-97	4-4	4-9	8-7	4-6	8-6	5-5	7-5	40-42
97-98	6-2	13-7	5-4	4-4	15-1	6-3	7-5	56-26
98-99	4-2	3-3	7-4	3-2	2-7	3-3	5-2	27-23
99-00	5-2	13-7	9-1	6-2	7-8	4-6	9-3	53-29
00-01	3-1	7-6	14-4	6-4	5-7	8-4	8-5	51-31
01-02	3-0	6-9	7-8	5-5	6-9	6-9	3-6	36-46
02-03	5-8	4-6	9-8	2-0	15-3	5-5	4-8	44-38
03-04	6-4	4-9	4-10	3-2	6-12	3-10	3-6	29-53
04-05	7-1	11-2	14-4	2-1	8-8	8-3	12-1	62-20
05-06	4-4	6-6	13-3	7-2	13-3	9-3	2-7	54-28
06-07	6-2	11-2	11-3	4-4	15-4	4-4	10-2	61-21
07-08	5-3	11-3	7-10	7-2	11-3	7-4	7-2	55-27
08-09	7-3	7-2	9-8	0-10	8-6	8-2	7-5	46-36
09-10	6-3	9-3	12-6	1-4	11-5	4-5	11-2	54-28
10-11	6-4	2-6	8-10	3-4	13-7	0-2	8-9	40-42
11-12	5-5	2-7	4-10	4-2	7-5	5-3	6-1	33-33
12-13	4-4	4-4	9-13	1-3	5-12	2-10	0-11	25-57
13-14	4-5	3-7	12-8	2-1	13-6	5-3	9-4	48-34
14-15	2-8	5-5	11-4	2-2	9-10	4-7	6-7	39-43
15-16	3-10	0-7	5-11	2-7	5-10	5-5	3-9	23-59
16-17	0-9	2-8	5-9	3-7	8-5	3-9	3-11	24-58
17-18	3-8	6-6	4-11	1-4	3-13	2-10	2-9	21-61
TOTALS	148-135	338-326	401-316	230-163	436-370	311-306	303-269	2167-1885
Win. %	.523	.509	.559	.585	.541	.504	.530	.535

Records – Home, Away, Neutral

Year	REGULAR SEASON			Totals	PLAYOFFS		
	Home	Away	Neutral		Home	Away	Totals
68-69	11-26	4-27	1-13	16-66	-	-	-
69-70	22-15	12-25	5-3	39-43	2-1	1-3	3-4
70-71	27-14	19-20	2-0	48-34	-	-	-
71-72	30-11	19-20	0-2	49-33	-	-	-
72-73	22-19	15-25	1-0	38-44	-	-	-
73-74	24-17	6-34	0-1	30-52	-	-	-
74-75	22-19	10-31	-	32-50	-	-	-
75-76	27-14	15-26	-	42-40	7-2	3-7	10-9
76-77	26-15	8-33	-	34-48	-	-	-
77-78	34-7	15-26	-	49-33	0-1	0-1	0-2
78-79	32-9	18-23	-	50-32	7-1	2-5	9-6
79-80	36-5	19-22	-	55-27	2-1	1-4	3-5
80-81	36-5	21-20	-	57-25	2-2	1-2	3-4
81-82	31-10	15-26	-	46-36	1-2	1-3	2-5
82-83	32-9	21-20	-	53-29	1-1	0-1	1-2
83-84	31-10	10-31	-	41-41	5-3	4-5	9-8
84-85	26-15	10-31	-	36-46	0-1	0-2	0-3
85-86	23-18	9-32	-	32-50	-	-	-
86-87	26-15	10-31	-	36-46	-	-	-
87-88	22-19	6-35	-	28-54	-	-	-
88-89	35-6	20-21	-	55-27	4-3	3-2	7-5
89-90	32-9	22-19	-	54-28	5-2	4-5	9-7
90-91	31-9	23-17	1-1	55-27	1-1	0-2	1-3
91-92	36-5	17-24	-	53-29	3-1	1-3	4-4
92-93*	35-6	27-14	-	62-20	7-6	6-5	13-11
93-94	36-5	20-21	-	56-26	3-2	3-2	6-4
94-95	32-9	27-14	-	59-23	4-2	2-2	6-4
95-96	25-16	16-25	-	41-41	1-1	0-2	1-3
96-97	25-16	15-26	-	40-42	1-1	1-2	2-3
97-98	30-11	26-15	-	56-26	1-1	0-2	1-3
98-99	15-10	12-13	-	27-23	0-1	0-2	0-3
99-00	32-9	21-20	-	53-29	3-1	1-4	4-5
00-01	31-10	20-21	-	51-31	0-2	1-1	1-3
01-02	23-18	13-28	-	36-46	-	-	-
02-03	30-11	14-27	-	44-38	1-2	1-2	2-4
03-04	18-23	11-30	-	29-53	-	-	-
04-05	31-10	31-10	-	62-20	4-4	5-2	9-6
05-06	31-10	23-18	-	54-28	7-4	3-6	10-10
06-07	33-8	28-13	-	61-21	4-2	2-3	6-5
07-08	30-11	25-16	-	55-27	1-1	0-3	1-4
08-09	28-13	18-23	-	46-36	-	-	-
09-10	32-9	22-19	-	54-28	6-2	4-4	10-6
10-11	23-18	17-24	-	40-42	-	-	-
11-12	19-14	14-19	-	33-33	-	-	-
12-13	17-24	8-33	-	25-57	-	-	-
13-14	26-15	22-19	-	48-34	-	-	-
14-15	22-19	17-24	-	39-43	-	-	-
15-16	14-27	9-32	-	23-59	-	-	-
16-17	14-25	9-32	1-1	24-58	-	-	-
17-18	10-31	11-30	-	21-61	-	-	-
TOTALS	1336-679	820-1185	11-21	2167-1885	83-54	50-87	133-141
Win. %	.663	.409	.344	.535	.606	.365	.485

*Suns started playing in Talking Stick Resort Arena (662-378, .637); venue was previously known as America West Arena (open-1/6/06) and US Airways Center (1/6/06-10/7/15)

Streaks and Extremes

Suns Streaks

Longest regular season winning streak	17	12/29/06 to 1/28/07
Longest single season winning streak	17	12/29/06 to 1/28/07
Longest regular season losing streak	15	3/2/18 to 4/1/18
Longest single season losing streak	15	3/2/18 to 4/1/18
Longest winning streak on road	9	12/31/06 to 1/28/07 2/2/05 to 3/23/05 3/31/98 to 2/15/99# 12/27/94 to 1/27/95
Longest losing streak on road*	18	1/4/74 to 3/15/74
Longest winning streak at Coliseum	21	3/2/79 to 11/30/80#
Longest single season winning streak at TSRA	19	11/25/92 to 2/26/93
Longest home winning streak (non-single season)	25	3/19/93 to 12/26/94#
Longest losing streak at TSRA	12	2/2/18 to 3/28/18
Longest losing streak at home	12	2/2/18 to 3/28/18

* Includes neutral court game with Suns designated as visiting team

Over two seasons

Suns All-Time Longest Regular Season Winning Streaks

17	12/29/06	thru	1/28/07
15	11/20/06	thru	12/19/06
14	12/1/92	thru	12/30/92
11	2/8/06	thru	3/6/06
11	12/5/04	thru	12/26/04
11	3/20/97	thru	4/10/97
11	3/23/93	thru	4/11/93
10	1/9/90	thru	1/25/90
10	3/27/98	thru	4/15/98

Suns Largest Margins Of Victory

(+)	Opponent	Score	Date
55	vs. Sacramento	140-85	4/17/89
48	vs. Sacramento	129-81	2/2/09
46	vs. L.A. Clippers	114-68	2/2/00
	vs. San Antonio	137-91	4/15/89
45	vs. Portland	130-85	12/6/05
44	at Atlanta	118-74	3/30/00

Suns Largest Margins Of Victory At TSRA

(+)	Opponent	Score	Date
48	vs. Sacramento	129-81	2/2/09
46	vs. L.A. Clippers	114-68	2/2/00
45	vs. Portland	130-85	12/6/05
41	vs. Denver	129-88	12/27/92
40	vs. L.A. Clippers	140-100	2/17/09
39	vs. New Jersey	129-90	11/27/99
38	vs. Minnesota	152-114	3/16/10
37	vs. N.O./Okla. City	115-78	4/17/06

Suns Largest Margins Of Defeat

(-)	Opponent	Score	Date
48	vs. San Antonio	81-129	2/7/18
	vs. Portland	76-124	10/18/17
46	at Golden State	83-129	2/12/18
44	at Seattle	107-151	4/2/88
42	at LA Clippers	88-130	10/21/17
41	at Atlanta	98-139	3/10/71
40	at L.A. Clippers	84-124	2/22/16
	at Detroit	77-117	11/28/12

Suns Top Defensive Performances

4/1/03	vs. Denver	95-65	2/18/00	vs. Atlanta	85-73
3/6/75	vs. Chicago	88-65	11/9/04	@ Chicago	94-74
2/22/00	vs. Denver	86-67	3/3/04	vs. New Jersey	87-74
2/2/00	vs. L.A. Clippers	114-68	11/1/02	vs. Cleveland	78-74
1/20/98	@ Golden State	87-69	1/12/02	vs. Miami	108-74
1/20/12	@ Boston	79-71	11/24/00	vs. Golden State	80-74
1/28/11	vs. Boston	88-71	3/30/00	@ Atlanta	118-74
2/12/02	@ Detroit	99-71	11/7/99	vs. San Antonio	77-74
3/23/01	vs. Philadelphia	84-71	4/1/12	vs. New Orleans	92-75
4/25/99	vs. Houston	95-71	1/22/11	@ Detroit	74-75
1/30/98	@ Miami	74-71	12/31/10	vs. Detroit	92-75
3/19/15	vs. New Orleans	74-72	2/16/06	vs. Houston	109-75
11/13/02	@ Denver	75-72	11/27/02	vs. New Jersey	82-75
2/21/02	@ Memphis	78-72	11/8/02	vs. Portland	86-75
11/21/01	vs. New York	96-72	12/18/97	@ Dallas	89-75
1/24/01	@ Detroit	106-73	10/25/80	@ Seattle	100-75

The Suns are **74-1** in team history when holding the opponent below 80 points (lone loss: 1/22/11 at Detroit).

Suns Honor Roll

Most Valuable Player

1992-93	Charles Barkley
2004-05	Steve Nash
2005-06	Steve Nash

All-NBA

1969-70	Connie Hawkins
1976-77	Paul Westphal
1977-78	Paul Westphal (2nd Team) Walter Davis (2nd Team)
1978-79	Paul Westphal Walter Davis (2nd Team)
1979-80	Paul Westphal
1980-81	Dennis Johnson
1988-89	Tom Chambers (2nd Team) Kevin Johnson (2nd Team)
1989-90	Tom Chambers (2nd Team) Kevin Johnson (2nd Team)
1990-91	Kevin Johnson (2nd Team)
1991-92	Kevin Johnson (3rd Team)
1992-93	Charles Barkley
1993-94	Charles Barkley (2nd Team) Kevin Johnson (2nd Team)
1994-95	Charles Barkley (2nd Team)
1995-96	Charles Barkley (3rd Team)
1998-99	Jason Kidd
1999-00	Jason Kidd
2000-01	Jason Kidd
2002-03	Stephon Marbury (3rd Team)
2004-05	Steve Nash Amar'e Stoudemire (2nd Team) Shawn Marion (3rd Team)
2005-06	Steve Nash Shawn Marion (3rd Team)
2006-07	Steve Nash Amar'e Stoudemire
2007-08	Steve Nash (2nd Team) Amar'e Stoudemire (2nd Team)
2008-09	Shaquille O'Neal (3rd Team)
2009-10	Steve Nash (2nd Team) Amar'e Stoudemire (2nd Team)
2013-14	Goran Dragic (3rd Team)

Rookie of the Year

1975-76	Alvan Adams
1977-78	Walter Davis
2002-03	Amar'e Stoudemire

All-Rookie

1968-69	Gary Gregor
1973-74	Mike Bantom
1975-76	Alvan Adams
1976-77	Ron Lee
1977-78	Walter Davis
1987-88	Armon Gilliam
1992-93	Richard Dumas (2nd Team)
1994-95	Wesley Person (2nd Team)
1995-96	Michael Finley
1999-00	Shawn Marion (2nd Team)
2001-02	Joe Johnson (2nd Team)
2002-03	Amar'e Stoudemire
2015-16	Devin Booker
2016-17	Marquese Chriss (2nd Team)
2017-18	Josh Jackson (2nd Team)

All-Defensive

1970-71	Paul Silas (2nd Team)
1971-72	Paul Silas (2nd Team)
1973-74	Dick Van Arsdale (2nd Team)
1977-78	Don Buse
1978-79	Don Buse
1979-80	Don Buse
1980-81	Dennis Johnson
1981-82	Dennis Johnson
1982-83	Dennis Johnson
1990-91	Dan Majerle (2nd Team)
1992-93	Dan Majerle (2nd Team)
1998-99	Jason Kidd
1999-00	Jason Kidd (2nd Team) Clifford Robinson (2nd Team)
2000-01	Jason Kidd
2006-07	Raja Bell
2007-08	Raja Bell (2nd Team)

Most Improved Player

1988-89	Kevin Johnson
2005-06	Boris Diaw
2013-14	Goran Dragic

Sixth Man Award

1988-89	Eddie Johnson
1997-98	Danny Manning
1999-00	Rodney Rogers
2006-07	Leandro Barbosa

J. Walter Kennedy PBWAA Citizenship Award

1990-91	Kevin Johnson
2006-07	Steve Nash

Coach of the Year

1988-89	Cotton Fitzsimmons
2004-05	Mike D'Antoni

Joe Dumars Sportsmanship Award

2007-08	Grant Hill
2009-10	Grant Hill

Executive of the Year

1976	Jerry Colangelo
1981	Jerry Colangelo
1989	Jerry Colangelo
1993	Jerry Colangelo
2005	Bryan Colangelo

Majerle Hustle Award

2003	Bo Outlaw
2004	Casey Jacobsen
2005	Shawn Marion
2006	Raja Bell
2007	Leandro Barbosa
2008	Grant Hill
2009	Louis Amundson
2010	Jared Dudley
2011	Grant Hill
2012	Sebastian Telfair
2013	P.J. Tucker
2014	P.J. Tucker
2015	P.J. Tucker
2016	P.J. Tucker
2017	Alan Williams
2018	Josh Jackson

All-Stars

1969	Dick Van Arsdale
	Gail Goodrich
1970	Dick Van Arsdale
	Connie Hawkins (s)
1971	Connie Hawkins (s)
	Dick Van Arsdale
1972	Connie Hawkins
	Paul Silas
1973	Connie Hawkins
	Charlie Scott
1974	Charlie Scott
1975	Charlie Scott
1976	Alvan Adams
1977	Paul Westphal (s)
1978	Paul Westphal (s)
	Walter Davis
1979	Paul Westphal (s)
	Walter Davis
1980	Paul Westphal
	Walter Davis

1981	Walter Davis (s)
	Truck Robinson
	Dennis Johnson
1982	Dennis Johnson
1983	Maurice Lucas (s)
1984	Walter Davis
1985	Larry Nance
1987	Walter Davis
1989	Tom Chambers
1990	Tom Chambers
	Kevin Johnson
1991	Tom Chambers
	Kevin Johnson (s)
1992	Dan Majerle
	Jeff Hornacek
1993	Dan Majerle
	Charles Barkley (s)
1994	Kevin Johnson
	Charles Barkley (s, inj)
1995	Dan Majerle (s)
	Charles Barkley (s)

1996	Charles Barkley (s)
1998	Jason Kidd
2000	Jason Kidd (s)
2001	Jason Kidd (s)
2003	Shawn Marion
	Stephon Marbury
2005	Steve Nash
	Amar'e Stoudemire
	Shawn Marion
2006	Steve Nash (s)
	Shawn Marion
2007	Steve Nash (inj)
	Amar'e Stoudemire
	Shawn Marion
2008	Steve Nash
	Amar'e Stoudemire
2009	Amar'e Stoudemire (s)
	Shaquille O'Neal
2010	Steve Nash (s)
	Amar'e Stoudemire (s)
2012	Steve Nash

(s) denotes starter (inj) denotes injury

Enshrined in Naismith Memorial Basketball Hall of Fame

Enshrined	Player	With Suns
1992	Connie Hawkins	1969-1973
1996	Gail Goodrich	1968-1970
2004	Jerry Colangelo*	1968-2012
2006	Charles Barkley	1992-1996
2010	Dennis Johnson	1980-1983
	Gus Johnson	1972

Enshrined	Player	With Suns
2016	Shaquille O'Neal	2008-2009
2018	Grant Hill	2007-2012
	Jason Kidd	1996-2001
	Steve Nash	1996-1998, 2004-2012
	Charlie Scott	1972-1975
	Rick Welts*	2002-2011

* Enshrined as Contributor

Coaches and Records

Year	Coach	Reg. Season	Playoffs
68-69	Johnny Kerr	16-66	—
69-70	Johnny Kerr	15-23	—
	Jerry Colangelo	24-20	3-4
70-71	Cotton Fitzsimmons	48-34	—
71-72	Cotton Fitzsimmons	49-33	—
72-73	Bill van Breda Kolff	3-4	—
	Jerry Colangelo	35-40	—
73-74	John MacLeod	30-52	—
74-75	John MacLeod	32-50	—
75-76	John MacLeod	42-40	10-9
76-77	John MacLeod	34-48	—
77-78	John MacLeod	49-33	0-2
78-79	John MacLeod	50-32	9-6
79-80	John MacLeod	55-27	3-5
80-81	John MacLeod	57-25	3-4
81-82	John MacLeod	46-36	2-5
82-83	John MacLeod	53-29	1-2
83-84	John MacLeod	41-41	9-8
84-85	John MacLeod	36-46	0-3
85-86	John MacLeod	32-50	—
86-87	John MacLeod	22-34	—
	Dick Van Arsdale	14-12	—
87-88	John Wetzel	28-54	—
88-89	Cotton Fitzsimmons	55-27	7-5
89-90	Cotton Fitzsimmons	54-28	9-7
90-91	Cotton Fitzsimmons	55-27	1-3
91-92	Cotton Fitzsimmons	53-29	4-4
92-93	Paul Westphal	62-20	13-11
93-94	Paul Westphal	56-26	6-4
94-95	Paul Westphal	59-23	6-4
95-96	Paul Westphal	14-19	—
	Cotton Fitzsimmons	27-22	1-3

Year	Coach	Reg. Season	Playoffs
96-97	Cotton Fitzsimmons	0-8	—
	Danny Ainge	40-34	2-3
97-98	Danny Ainge	56-26	1-3
98-99	Danny Ainge	27-23	0-3
99-00	Danny Ainge	13-7	—
	Scott Skiles	40-22	4-5
00-01	Scott Skiles	51-31	1-3
01-02	Scott Skiles	25-26	—
	Frank Johnson	11-20	—
02-03	Frank Johnson	44-38	2-4
03-04	Frank Johnson	8-13	—
	Mike D'Antoni	21-40	—
04-05	Mike D'Antoni	62-20	9-6
05-06	Mike D'Antoni	54-28	10-10
06-07	Mike D'Antoni	61-21	6-5
07-08	Mike D'Antoni	55-27	1-4
08-09	Terry Porter	28-23	—
	Alvin Gentry	18-13	—
09-10	Alvin Gentry	54-28	10-6
10-11	Alvin Gentry	40-42	—
11-12	Alvin Gentry	33-33	—
12-13	Alvin Gentry	13-28	—
	Lindsey Hunter	12-29	—
13-14	Jeff Hornacek	48-34	—
14-15	Jeff Hornacek	39-43	—
15-16	Jeff Hornacek	14-35	—
	Earl Watson	9-24	—
16-17	Earl Watson	24-58	—
17-18	Earl Watson	0-3	—
	Jay Triano	21-58	—
TOTALS		2167-1885	133-141

Suns Cumulative Coaching Records

Coach	Years	Record	Pct.	Playoffs	Pct.
Johnny Kerr	1968-70	31-89	.258	-	-
Jerry Colangelo	1970, 1972-73	59-60	.496	3-4	.429
Cotton Fitzsimmons	1970-72, 1988-92, 1996	341-208	.621	22-22	.500
Bill van Breda Kolff	1972	3-4	.429	-	-
John MacLeod	1973-87	579-543	.516	37-49	.430
Dick Van Arsdale	1987	14-12	.538	-	-
John Wetzel	1987-88	28-54	.341	-	-
Paul Westphal	1992-96	191-88	.685	25-19	.568
Danny Ainge	1996-99	136-90	.602	3-9	.250
Scott Skiles	1999-02	116-79	.595	5-8	.385
Frank Johnson	2002-04	63-71	.470	2-4	.333
Mike D'Antoni	2003-08	253-136	.650	26-25	.510
Terry Porter	2008-09	28-23	.549	-	-
Alvin Gentry	2009-13	158-144	.523	10-6	.625
Lindsey Hunter	2013	12-29	.292	-	-
Jeff Hornacek	2013-16	101-112	.474	-	-
Earl Watson	2016-17	33-85	.280	-	-
Jay Triano	2017-18	21-58	.266	-	-

Home Attendance Records

Year	G	Reg. Season	Avg.	G	Playoffs	Avg.	Total	Avg.
68-69	37	160,565	4,340	—	—	—	160,565	4,340
69-70	37	281,821	7,617	3	37,066	12,355	318,887	7,972
70-71	41	332,945	8,120	—	—	—	332,945	8,120
71-72	41	342,922	8,364	—	—	—	342,922	8,364
72-73	41	342,117	8,344	—	—	—	342,117	8,344
73-74	41	284,324	6,934	—	—	—	284,324	6,934
74-75	41	253,103	6,173	—	—	—	253,103	6,173
75-76	41	295,293	7,202	9	117,176	13,020	412,469	8,249
76-77	41	411,294	10,032	—	—	—	411,294	10,032
77-78	41	470,009	11,464	1	12,161	12,161	482,170	11,480
78-79	41	465,010	11,342	8	102,921	12,865	567,931	11,590
79-80	41	480,659	11,723	4	49,286	12,322	529,945	11,777
80-81	41	482,693	11,773	4	50,640	12,660	533,333	11,852
81-82	41	487,215	11,883	3	39,390	13,130	526,605	11,968
82-83	41	465,603	11,356	2	26,561	13,281	492,164	11,446
83-84	41	445,703	10,871	8	114,151	14,269	559,854	11,426
84-85	41	493,446	12,035	1	8,741	8,741	502,187	11,957
85-86	41	455,969	11,121	—	—	—	455,969	11,121
86-87	41	471,172	11,492	—	—	—	471,172	11,492
87-88	41	461,293	11,251	—	—	—	461,293	11,251
88-89	41	511,076	12,465	7	101,297	14,471	612,373	12,758
89-90	41	578,661	14,114	7	101,409	14,487	680,070	14,168
90-91	40	589,591	14,380	2	28,974	14,487	618,565	14,385
91-92	41	594,336	14,496	4	57,984	14,496	652,320	14,496
92-93	41	779,943	19,023	13	247,299	19,023	1,027,242	19,023
93-94	41	779,943	19,023	5	95,115	19,023	875,058	19,023
94-95	41	779,943	19,023	6	114,138	19,023	894,081	19,023
95-96	41	779,943	19,023	2	38,046	19,023	817,989	19,023
96-97	41	779,943	19,023	2	38,046	19,023	817,989	19,023
97-98	41	779,943	19,023	2	38,046	19,023	817,989	19,023
98-99	25	472,283	18,891	1	17,306	17,306	489,589	18,830
99-00	41	773,115	18,856	4	76,092	19,023	849,207	18,871
00-01	41	737,586	17,990	2	37,859	18,930	775,445	18,037
01-02	41	668,939	16,316	—	—	—	668,939	16,316
02-03	41	666,559	16,188	3	56,692	18,897	723,251	16,438
03-04	41	670,385	16,351	—	—	—	670,385	16,351
04-05	41	726,066	17,709	8	147,376	18,422	873,442	17,825
05-06	41	730,179	17,809	11	202,642	18,422	932,821	17,939
06-07	41	755,302	18,422	6	110,532	18,422	865,834	18,422
07-08	41	755,302	18,422	2	36,844	18,422	792,146	18,422
08-09	41	755,302	18,422	—	—	—	755,302	18,422
09-10	41	723,582	17,648	8	147,376	18,422	870,958	17,775
10-11	41	720,249	17,567	—	—	—	720,249	17,567
11-12	33	514,718	15,598	—	—	—	514,718	15,598
12-13	41	632,913	15,437	—	—	—	632,913	15,437
13-14	41	650,739	15,872	—	—	—	650,739	15,872
14-15	41	693,862	16,923	—	—	—	693,862	16,923
15-16	41	701,405	17,107	—	—	—	701,405	17,107
16-17	39	668,233	17,134	—	—	—	668,233	17,134
17-18	41	690,576	16,843	—	—	—	690,576	16,843
Totals	2015	28,543,773	14,166	138	2,251,166	16,313	30,794,939	14,303

Road Attendance Records

Year	G	Reg. Season	Avg.	G	Playoffs	Avg.	Total	Avg.
68-69	45	292,862	6,508	—	—	—	292,862	6,508
69-70	45	331,767	7,373	4	67,541	16,885	399,308	8,149
70-71	41	318,824	7,776	—	—	—	318,824	7,776
71-72	41	347,949	8,487	—	—	—	347,949	8,486
72-73	41	349,290	8,519	—	—	—	349,290	8,519
73-74	41	324,082	7,904	—	—	—	324,082	7,904
74-75	41	353,825	8,630	—	—	—	353,825	8,630
75-76	41	375,304	9,154	10	138,236	13,824	513,540	10,069
76-77	41	414,942	10,120	—	—	—	414,942	10,120
77-78	41	432,399	10,546	1	10,938	10,938	443,337	10,556
78-79	41	436,269	10,640	7	152,058	21,723	588,327	12,257
79-80	41	465,730	11,359	4	57,320	14,330	523,050	11,623
80-81	41	417,996	10,195	3	40,097	13,366	458,093	10,411
81-82	41	450,670	10,991	4	63,922	15,981	514,592	11,695
82-83	41	387,205	9,444	1	15,903	15,903	403,108	9,976
83-84	41	399,220	9,737	9	121,901	13,545	521,121	10,422
84-85	41	402,467	9,816	2	30,808	15,404	433,275	10,076
85-86	41	450,179	10,980	—	—	—	450,179	10,980
86-87	41	444,434	10,840	—	—	—	444,434	10,840
87-88	41	489,543	11,940	—	—	—	489,543	11,940
88-89	41	607,712	14,822	5	77,720	15,544	685,432	14,901
89-90	41	651,737	15,896	9	129,015	14,335	780,752	15,615
90-91	42	618,124	15,076	2	25,232	12,616	643,356	14,962
91-92	41	632,459	15,426	4	53,517	13,379	685,976	15,244
92-93	41	688,100	16,783	11	183,645	16,695	871,745	13,208
93-94	41	723,474	17,646	5	79,931	15,986	951,676	12,359
94-95	41	735,566	17,941	4	62,721	15,680	866,126	12,203
95-96	41	744,600	18,161	2	36,052	18,026	780,650	18,155
96-97	41	676,654	16,504	3	51,216	17,072	727,870	16,543
97-98	41	617,112	15,051	2	48,014	24,007	665,126	15,468
98-99	25	392,951	15,718	2	40,628	20,314	413,265	15,306
99-00	41	701,400	17,107	5	99,524	19,905	800,924	17,411
00-01	41	703,476	17,158	2	34,364	17,317	737,840	17,159
01-02	41	687,388	16,766	—	—	—	687,388	16,766
02-03	41	669,069	16,319	3	57,651	19,217	726,720	16,516
03-04	41	674,937	16,462	—	—	—	674,937	16,462
04-05	41	720,410	17,571	7	135,661	19,380	856,071	17,835
05-06	41	725,482	17,695	9	179,450	19,939	904,932	18,099
06-07	41	760,182	18,541	5	94,385	18,877	854,567	18,576
07-08	41	739,907	18,047	3	56,391	18,797	796,298	18,098
08-09	41	743,012	18,122	—	—	—	743,012	18,122
09-10	41	712,438	17,377	8	154,888	19,361	867,326	17,701
10-11	41	715,961	17,462	—	—	—	715,961	17,462
11-12	33	587,617	17,807	—	—	—	587,617	17,807
12-13	41	703,326	17,154	—	—	—	703,326	17,154
13-14	41	707,251	17,250	—	—	—	707,251	17,250
14-15	41	721,033	17,586	—	—	—	721,033	17,586
15-16	41	709,412	17,303	—	—	—	709,412	17,303
16-17	43	762,773	17,739	—	—	—	762,773	17,739
17-18	41	722,045	17,611	—	—	—	722,045	17,611
Totals	2037	28,440,565	13,962	136	2,298,729	16,902	30,739,294	14,146



HISTORY

Celebrating 51 Years of Suns Basketball ...

The Phoenix Suns have long been regarded as one of the most successful NBA franchises on and off the court. Since entering the league in 1968, the Suns own a 2167-1885 (.535) record, the fourth-most wins in the NBA over this time span. That win total trails only the Los Angeles Lakers (2472), Boston Celtics (2331) and Seattle SuperSonics/Oklahoma City Thunder (2211), and features appearances in the postseason in 29 of the team's 50 seasons, including nine trips to the Western Conference Finals. Phoenix has reached the NBA Finals twice (1976 and 1993). Having fielded some of the most entertaining teams in basketball history, the Suns enter their 51st season with a lifetime scoring average of 107.2 points per game, highest of any NBA franchise.

The Beginning Of A Franchise...

On January 22, 1968, the NBA Board of Governors awarded franchises to Phoenix and Milwaukee. The new team's leadership came from owners Richard Bloch of Los Angeles along with Donald Pitt and Donald Diamond of Tucson. They brought together a group of investors that included entertainers Henry Mancini, Tony Curtis, Ed Ames, Andy Williams and Bobby Gentry.

Jerry Colangelo, former Illinois basketball star and member of the Chicago Bulls' organization, was selected as the club's first general manager at age 28. One of Colangelo's first moves was naming Johnny "Red" Kerr as the franchise's first head coach. The name "Suns" was chosen through a contest (28,000 entries submitted). Since several entries were marked "Suns," a drawing was held and Selinda King of Phoenix was selected as the person who officially named the new franchise on April 25, 1968.

In the May 6, 1968 Expansion Draft, forward Dick Van Arsdale, who was left unprotected by the New York Knicks, became "The Original Sun." Van Arsdale scored 12,060 points as a Sun, holding the franchise record for over 15 years.

The Suns played their first game October 18, 1968, and defeated Seattle, 116-107, before 7,112 fans at Veterans Memorial Coliseum. However, Phoenix finished its first season at 16-66 led by Gail Goodrich and Van Arsdale who became the team's first All-Stars. In a coin flip between the Eastern and Western Conference teams with the poorest records (Milwaukee and Phoenix), the Suns called "heads" as the coin came up "tails." Milwaukee claimed Lew Alcindor, later known as Kareem Abdul-Jabbar, and captured the NBA title two years later.

Success, however, came more quickly than skeptics first thought when the Suns won a second coin flip with Seattle and the rights to playground legend and ABA star Connie Hawkins.

The Suns made the playoffs in their second season, battling the L.A. Lakers to the seven-game limit in the conference semifinals. With the emergence of eventual four-time All-Star and NBA Hall of Famer Hawkins, and the club's impressive playoff performance, the Suns had arrived on the NBA map. On January 14, 1975, the Suns hosted the 25th NBA All-Star Game to further establish Phoenix as a basketball hotbed.

The Greatest Game Ever Played...

Things brightened when the 1975-76 club, headed by coach John MacLeod, Rookie of the Year Alvan Adams and Paul Westphal, parlayed a 42-40 record and wild card playoff berth into the Western Conference title and a trip to the NBA Finals against the then 12-time NBA Champion Boston Celtics. Game 5 of that series has been called "the greatest game ever played," as Garfield Heard hit "the shot heard 'round the world" to force a third overtime at the Boston Garden. Boston eventually won Game 5, 128-126, in three overtimes and would capture the title, 4-2, but the "Sunderella" Suns demonstrated that they had come a long way in just eight seasons.

The Suns continued the success with eight straight playoff appearances from 1978 through 1985 led by Adams and the 1976-77 Rookie of the Year Walter Davis, still the team's all-time leading scorer with 15,666 points as a Sun.



Dick Van Arsdale scores the first basket in Suns history on a feed from Dick Snyder as they defeated Seattle 116-107 in the first regular season game at the Coliseum.

Phoenix Rising...

On October 14, 1987, Colangelo led a group of Phoenix-area investors that purchased the team for \$44.5 million. He was then named president and chief executive officer.

A series of transactions led to one of the biggest turnarounds in NBA history: the Suns sent away Larry Nance but acquired Kevin Johnson, Mark West, Tyrone Corbin and a draft pick that would become Dan Majerle from Cleveland at the 1988 trade deadline and in July, the Suns made NBA history by signing the league's first unrestricted free agent, Tom Chambers. Cotton Fitzsimmons began his second stint as Suns head coach before the 1988-89 season and a revamped squad with just one holdover player from two seasons prior, Jeff Hornacek, finished 55-27, a 27-win improvement over the previous season for the "Cotton Express."

During 1988-89, Colangelo moved ahead with plans for a new downtown arena that the Suns could call home. In a unique partnership with the city of Phoenix, the \$89 million America West Arena (now Talking Stick Resort Arena) was born. Construction of the arena began during the summer of 1990. The building later underwent a \$70 million expansion and improvement project that was completed in 2004.



Danny Ainge and Michael Jordan faced off in the 1993 NBA Finals. Chicago defeated the Suns 4-2 in an exciting series.

The Return to the NBA Finals...

Celebrating their 25th year in the NBA, the Suns rocked the basketball world with a blockbuster trade. On June 17, 1992, the team acquired Charles Barkley from Philadelphia for Hornacek, Tim Perry, and Andrew Lang. On November 7, 1992, the Suns opened their new home arena and the 1992-93 club finished the season with a club-record and NBA-best 62-20 record as Barkley earned the Suns' first NBA MVP award.

The Suns made NBA playoff history by coming back to beat the Lakers in the opening round after losing the first two at home. They defeated San Antonio in six games, Seattle in seven, and returned to the Finals for the first time since 1976. After losing the first two at home to the defending champion Chicago Bulls, the Suns went to the Windy City and won two of three, including a 129-121 triple-overtime affair in Game 3, just the second triple-overtime game in Finals history with the Suns playing in each. Back in Phoenix, however, John Paxson gave the Bulls their third-straight NBA title after sinking a three-pointer with 3.9 seconds left in Game 6.

Led by Barkley, KJ and Majerle, and wearing the iconic streaking Sun uniforms, the team would continue to contend into the late 1990s and hosted the 45th NBA All-Star Game at the new arena in 1995.

A New Era of Basketball...

On June 30, 2004, Robert Sarver, a banking and real estate executive, purchased the club from Colangelo after Colangelo set into motion a plan to ensure the team's legacy by seeking out a new owner who shared his vision and commitment to both the game of basketball and community. In the 14 seasons since Sarver, an Arizona native, took ownership of the Suns, Phoenix has won 50 or more games five times and enjoyed the winningest four-year period in the franchise's proud history from 2004-08 (232 victories). The span includes two 60-plus win seasons (franchise-record tying 62 in 2004-05 and 61 in 2006-07), three Pacific Division titles and three trips to the Western Conference Finals. Over the last 14 seasons, the Suns have compiled a 585-547 (.517) regular season record, which is the NBA's 12th-best record over that stretch.

For the second time in the team's history, the offseason addition of an All-Star turned into an NBA MVP and a franchise-record tying 62 single-season victories in 2004-05. Point guard Steve Nash, originally drafted by the franchise in 1996, returned to the Suns in the summer of 2004. In his first season in Phoenix, flanked by Amar'e Stoudemire and Shawn Marion, Nash led the club to a 33-game turnaround from the previous season, the first of two consecutive Western Conference Finals appearances and won the first of back-to-back league MVP honors. Playing a "Seven Seconds or Less" style that would revolutionize basketball, the Suns continued with a 61-win season in 2006-07 and a third Western Conference Finals appearance in six seasons in 2009-10. In 2009, the Suns hosted the 58th NBA All-Star Game in Phoenix, their third time hosting the event.

As the Suns begin their second 50 years in 2018-19, the team features a couple of firsts: New head coach Igor Kokoškov is the first head coach born and raised outside North America in NBA history and Deandre Ayton, the top pick in 2018, is the first No. 1 overall selection in Suns history. They'll team with Devin Booker, who scored a franchise record 70 points on March 24, 2017, Josh Jackson and a host of others to lead the Suns' rise to their next era of success.

Season Review 68-69

RECORD


16-66

On January 22, 1968, the NBA Board of Governors granted a franchise to the city of Phoenix. On April 25, 1968, the name "SUNS" was selected in a contest sponsored by *The Arizona Republic*. The winning entry was submitted by Mrs. Selinda King of Phoenix.

The Suns began building their team by naming **Johnny "Red" Kerr** as head coach. Kerr, who had coached the Chicago Bulls for the previous two years, was the NBA's Coach of the Year in 1967. Next was the 1968 NBA College Draft. Phoenix's first-ever selection was **Gary Gregor**, a 6-7 forward from South Carolina. The Suns continued to build the young squad by making **Dick Van Arsdale** the first player taken in the expansion draft. Van Arsdale had played the previous three years with New York. Phoenix also selected guard **Gail Goodrich**, a third-year pro, from the Los Angeles Lakers.

On October 18, the Suns opened their rookie season with a 116-107 victory over Seattle as 7,112 fans filled Veterans Memorial Coliseum. Goodrich, now in the NBA Hall of Fame, led the team with 27 points, 10 assists and nine rebounds while Van Arsdale pitched in 21 points. The Suns went on to finish the month with a 4-3 mark. But that was the last time they would be above .500 as they suffered through the rest of their first season to finish with a 16-66 record.

Goodrich and Van Arsdale led the Suns averaging 23.8 and 21.0 points, respectively. Goodrich finished sixth in the league in scoring and third as a guard behind Baltimore's Earl Monroe and Cincinnati's Oscar Robertson. Both players also appeared in the 1969 NBA All-Star game in Baltimore.



FRONT ROW: Gail Goodrich, Stan McKenzie, Dick Van Arsdale, Bob Wartlick, Dick Snyder.

BACK ROW: Head Coach Johnny Kerr, Gary Gregor, Neil Johnson, Dave Lattin, Jim Fox, Trainer Joe Proski.

TIME TORISE

DATE	OPPONENT	ATTEND.	SCORE	REC.	W/L	DATE	OPPONENT	ATTEND.	SCORE	REC.	W/L
10/18	SEATTLE	7,112	116-107	1-0	W	1/5	@ATLANTA	3,235	96-97	8-34	L
10/20	BALTIMORE	3,474	122-134	1-1	L	1/7	SEATTLE	2,875	116-112	9-34	W
10/22	@SAN FRANCISCO	4,291	101-109	1-2	L	1/9	NEW YORK	2,591	120-134	9-35	L
10/24	NEW YORK	3,450	109-92	2-2	W	1/11	BALTIMORE	3,807	107-118	9-36	L
10/27	ATLANTA	4,603	100-123	2-3	L	1/16	@ATLANTA	5,815	107-112	9-37	L
10/30	@SEATTLE	2,657	115-108	3-3	W	1/17	@ATLANTA	4,565	107-112	9-38	L
10/31	CHICAGO	3,029	112-103	4-3	W	1/19	SAN DIEGO	2,867	118-136	9-39	L
11/3	LA LAKERS	7,150	109-127	4-4	L	1/22	ATLANTA	2,527	107-125	9-40	L
11/4	SAN FRANCISCO	3,019	108-119	4-5	L	1/24	CHICAGO	6,275	117-106	10-40	W
11/10	DETROIT	4,440	130-128*	5-5	W	1/25	@SAN DIEGO	4,128	120-133	10-41	L
11/14	DET. @TUCSON	2,712	109-111	5-6	L	1/26	SAN FRANCISCO	2,452	93-117	10-42	L
11/15	@SEATTLE	4,368	124-128**	5-7	L	1/29	MIL. @TUCSON	3,013	111-107	11-42	W
11/17	BOSTON	9,109	98-130	5-8	L	2/2	MILWAUKEE	2,926	122-121	12-42	W
11/19	@PHILADELPHIA	16,664	110-126	5-9	L	2/4	PHILADELPHIA	3,317	125-116	13-42	W
11/22	@BOSTON	8,224	106-133	5-10	L	2/6	CIN. @TUCSON	3,849	103-124	13-43	L
11/23	@MILWAUKEE	6,090	112-115	5-11	L	2/7	@SAN DIEGO	6,214	119-130	13-44	L
11/26	PHILADELPHIA	3,209	119-126	5-12	L	2/8	LA LAKERS	9,106	104-122	13-45	L
11/27	@DETROIT	11,016	111-125	5-13	L	2/9	@LOS ANGELES	8,840	116-134	13-46	L
11/29	@BALTIMORE	6,596	106-124	5-14	L	2/12	@NEW YORK	12,017	105-112	13-47	L
11/30	@CHICAGO	3,246	96-100	5-15	L	2/14	@DETROIT	2,853	123-128	13-48	L
12/2	SEATTLE	2,171	108-118	5-16	L	2/16	@CINCINNATI	3,922	125-113	14-48	W
12/3	@LOS ANGELES	8,277	108-122	5-17	L	2/18	@BOSTON	7,022	110-116	14-49	L
12/4	SAN FRANCISCO	2,387	126-97	6-17	W	2/20	@BALTIMORE	7,066	121-124	14-50	L
12/6	@SAN DIEGO	5,782	106-117	6-18	L	2/21	CHICAGO	4,939	121-133	14-51	L
12/8	ATLANTA	3,243	99-121	6-19	L	2/22	BOSTON	8,295	100-124	14-52	L
12/10	@NEW YORK	16,337	106-111	6-20	L	2/23	@MILWAUKEE	4,347	103-107	14-53	L
12/11	@PHILADELPHIA	6,780	123-143	6-21	L	2/25	@BOSTON	19,500	99-112	14-54	L
12/13	@CINCINNATI	2,114	123-130	6-22	L	2/26	@PHILADELPHIA	7,781	97-104	14-55	L
12/14	@DETROIT	5,024	123-118	7-22	W	2/28	@LOS ANGELES	15,728	117-121	14-56	L
12/15	@CINCINNATI	5,886	101-119	7-23	L	3/1	@SAN FRANCISCO	3,580	119-118	15-56	W
12/17	PHILADELPHIA	1,946	128-145	7-24	L	3/4	CINCINNATI	3,165	122-141	15-57	L
12/18	CINCINNATI	3,462	123-114	8-24	W	3/6	@CHICAGO	3,125	117-125	15-58	L
12/21	@BALTIMORE	8,529	117-131	8-25	L	3/7	@NEW YORK	15,244	87-119	15-59	L
12/22	@MILWAUKEE	3,466	116-127	8-26	L	3/9	SAN DIEGO	2,384	146-133	16-59	W
12/25	LA LAKERS	10,355	99-119	8-27	L	3/10	BALTIMORE	4,133	121-140	16-60	L
12/27	@SAN FRANCISCO	4,916	118-119	8-28	L	3/11	@SAN DIEGO	4,172	106-116	16-61	L
12/28	SAN DIEGO	5,749	126-136	8-29	L	3/15	S.D. @TUCSON	2,616	124-141	16-62	L
12/30	@SEATTLE	3,920	118-120	8-30	L	3/17	DETROIT	3,128	95-119	16-63	L
1/1	BOSTON	4,757	87-93	8-31	L	3/19	MILWAUKEE	3,033	110-117	16-64	L
1/3	@MILWAUKEE	4,230	104-121	8-32	L	3/21	NEW YORK	7,175	104-139	16-65	L
1/4	@CHICAGO	3,107	92-103	8-33	L	3/23	MILWAUKEE	3,204	118-128	16-66	L

*Overtime

68-69 Final Statistics

PLAYER	G	GS	MIN	3 PT			FTM-FTA	PCT	OR-DR	REB	AST	PF-QD	STL	TO	BLK	PTS-AVG
				FGM-FGA	PCT	FGM-FGA										
GOODRICH	81	81	3236	718-1746	.411	— — —	495-663	.747	—	437	518	253-3	—	—	—	1931-23.8
VAN ARSDALE	80	80	3388	612-1386	.442	— — —	454-644	.705	—	548	388	245-2	—	—	—	1678-21.0
FOX	51	51	1979	273-581	.470	— — —	157-214	.734	—	679	143	210-5	—	—	—	703-13.8
SNYDER	81	55	2108	399-846	.472	— — —	185-255	.725	—	328	211	213-3	—	—	—	983-12.1
MCLEMORE	31	7	710	141-366	.385	— — —	85-110	.773	—	168	50	73-1	—	—	—	367-11.8
WILSON	41	27	1294	191-481	.397	— — —	93-151	.616	—	505	76	145-4	—	—	—	475-11.6
GREGOR	80	60	2182	400-963	.415	— — —	85-131	.649	—	711	96	249-2	—	—	—	885-11.1
MCKENZIE	80	17	1569	264-618	.427	— — —	219-287	.763	—	251	123	191-3	—	—	—	747-9.3
WARLICK	63	11	975	212-501	.423	— — —	83-137	.606	—	151	131	119-0	—	—	—	507-8.0
LATTIN	68	6	987	150-366	.410	— — —	109-172	.634	—	323	48	163-5	—	—	—	409-6.0
JOHNSON	80	15	1319	177-368	.481	— — —	110-177	.621	—	396	134	214-3	—	—	—	464-5.8
KNOWLES	8	0	40	4-14	.286	— — —	1-3	.333	—	9	0	10-0	—	—	—	9-1.1
BIEDENBACH	7	0	18	0-6	.000	— — —	4-6	.667	—	2	3	1-0	—	—	—	4-6
SUNS	82		19705	3541-8242	.430	— — —	2080-2950	.705	—	4508	1921	2086-30	—	—	—	9162-111.7
OPPONENTS	82		19705	3892-8297	.469	— — —	2094-2891	.724	—	4692	2330	2122-31	—	—	—	9878-120.5

Season Review 69-70

RECORD


39-43

With the addition of veterans **Paul Silas** and **Connie Hawkins**, the young Suns enjoyed a 23-game turnaround and their first-ever trip to the NBA playoffs. Silas, obtained in a trade with Atlanta for **Gary Gregor**, gave the team additional inside strength as he averaged nearly 12 rebounds. Following a legendary two-year stint in the ABA and one year with the world-famous Harlem Globetrotters, Hawkins provided amazing offensive talents.

On January 2, with the Suns at 15-23, Head Coach **Johnny Kerr** resigned just five hours prior to that night's game against San Diego. General Manager **Jerry Colangelo** took over as head coach and led the Suns to a 24-20 mark over the rest of the regular season and a bid to the NBA Playoffs.

The Suns drew the mighty L.A. Lakers in the first round and dropped the opening game in Los Angeles, 112-128. But the Suns showed character as they picked up the next three games behind superb play from Silas, Hawkins and **Gail Goodrich**. However, the likes of Wilt Chamberlain, Jerry West and Elgin Baylor were too much for the Suns as the Lakers clinched the series in seven games.

Dick Van Arsdale made his second appearance in the All-Star Game along with the team's scoring leader Hawkins. The Hawk also earned All-NBA First Team honors.



FRONT ROW: Art Harris, Dick Van Arsdale, Stan McKenzie, Gail Goodrich.

BACK ROW: Trainer Joe Proski, Neil Johnson, Lamar Green, Connie Hawkins, Jim Fox, Neal Walk, Paul Silas, Jerry Chambers, Head Coach Jerry Colangelo.

TIME TORISE

DATE	OPPONENT	ATTEND.	SCORE	REC.	W/L	DATE	OPPONENT	ATTEND.	SCORE	REC.	W/L
10/16	SAN DIEGO	6,053	116-114	1-0	W	1/6	@CINCINNATI	3,426	124-128	17-25	L
10/18	@ATLANTA	3,742	116-121	1-1	L	1/8	@CHICAGO	5,086	123-152	17-26	L
10/21	@NEW YORK	15,116	116-140	1-2	L	1/9	@MILWAUKEE	7,237	116-120	17-27	L
10/22	@PHILADELPHIA	7,215	119-122	1-3	L	1/10	@PHILADELPHIA	7,423	119-117	18-27	W
10/24	CHICAGO	4,576	115-116	1-4	L	1/11	@CINCINNATI	6,129	125-118	19-27	W
10/25	@SAN DIEGO	5,269	115-107	2-4	W	1/12	NY @SALT LAKE	12,384	114-130	19-28	L
10/26	MILWAUKEE	9,149	99-119	2-5	L	1/15	BALTIMORE	5,636	124-115	20-28	W
10/30	CINCINNATI	6,699	106-104	3-5	W	1/17	SEATTLE	9,094	131-134	20-29	L
11/4	NEW YORK	10,552	99-116	3-6	L	1/18	BALTIMORE	5,009	134-133	21-29	W
11/7	@LA LAKERS	10,557	122-120	4-6	W	1/22	SEA.@LAS CRUCES	2,805	129-120	22-29	W
11/9	DETROIT	9,500	140-129	5-6	W	1/23	SAN FRANCISCO	12,024	132-138	22-30	L
11/13	PHILADELPHIA	5,440	110-124	5-7	L	1/24	@SAN FRANCISCO	6,466	109-99	23-30	W
11/14	@LA LAKERS	8,902	112-127	5-8	L	1/25	@LA LAKERS	11,483	106-118	23-31	L
11/15	LA LAKERS	6,318	114-111	6-8	W	1/29	ATLANTA	6,658	111-102	24-31	W
11/16	ATL.@ALBUQ.	5,094	139-118	7-8	W	1/30	@SAN FRAN	6,308	116-125	24-32	L
11/18	@BOSTON	6,028	119-120	7-9	L	1/31	MILWAUKEE	11,814	106-107	24-33	L
11/19	@BALTIMORE	9,287	118-133	7-10	L	2/1	@SAN DIEGO	4,582	105-103	25-33	W
11/21	@BALTIMORE	5,215	116-126	7-11	L	2/3	PHILADELPHIA	6,543	131-123	26-33	W
11/22	@NEW YORK	19,401	114-128	7-12	L	2/6	SAN FRAN	9,599	122-117	27-33	W
11/23	@CINCINNATI	2,866	123-137	7-13	L	2/7	LA LAKERS	10,459	121-117*	28-33	W
11/25	BALTIMORE	5,776	124-134	7-14	L	2/10	@BOSTON	4,761	122-117	29-33	W
11/29	@SEATTLE	9,418	129-130	7-15	L	2/11	@MILWAUKEE	10,746	120-127	29-34	L
11/30	SEATTLE	3,621	116-108	8-15	W	2/12	@CHICAGO	11,190	121-122	29-35	L
12/2	CHI.@SALT LAKE	3,220	121-110	9-15	W	2/13	@DETROIT	3,029	120-132	29-36	L
12/4	LA LAKERS	5,165	119-109	10-15	W	2/15	@PHILADELPHIA	8,163	125-159	29-37	L
12/5	CHICAGO	6,021	114-113	11-15	W	2/17	@SEATTLE	8,220	129-118	30-37	W
12/7	DETROIT	4,335	113-118	11-16	L	2/18	BOSTON	6,818	113-116	30-38	L
12/9	@CHICAGO	10,833	102-109	11-17	L	2/20	SAN DIEGO	6,136	126-117	31-38	W
12/10	@BALTIMORE	2,842	137-107	12-17	W	2/22	MILWAUKEE	11,541	124-144	31-39	L
12/12	@SEATTLE	6,146	130-116	13-17	W	2/24	@NEW YORK	19,011	105-121	31-40	L
12/13	CINCINNATI	5,786	126-110	14-17	W	2/26	@DETROIT	2,552	131-123	32-40	W
12/14	CINCINNATI	7,075	130-137**	14-18	L	2/27	@BOSTON	8,933	134-125	33-40	W
12/16	PHILADELPHIA	5,268	119-141	14-19	L	3/1	@ATLANTA	5,735	109-98	34-40	W
12/20	@DETROIT	5,021	113-114	14-20	L	3/3	CHICAGO	9,699	111-123	34-41	L
12/21	@MILWAUKEE	10,201	111-118	14-21	L	3/6	@SAN FRANCISCO	4,316	97-107	34-42	L
12/25	BOSTON	10,137	127-116	15-21	W	3/8	ATLANTA	9,526	130-119	35-42	W
12/28	NEW YORK	11,286	116-135	15-22	L	3/15	@ATLANTA	6,066	111-126	35-43	L
12/30	@SEATTLE	5,201	121-134	15-23	L	3/17	SAN FRANCISCO	9,486	133-121	36-43	W
1/2	SAN DIEGO	4,875	121-120	16-23	W	3/19	BOSTON	9,570	127-123	37-43	W
1/3	DETROIT	6,551	114-109	17-23	W	3/20	SAN DIEGO	9,026	127-104	38-43	W
1/4	@LA LAKERS	11,055	112-120	17-24	L	3/22	@SAN DIEGO	4,558	130-129	39-43	W

*Overtime

69-70 Final Statistics

PLAYER	G	GS	MIN	3 PT			FTM-FTA	PCT	OR-DR	REB	AST	PF-QD	STL	TO	BLK	PTS-AVG
				FGM-FGA	PCT	FGM-FGA										
HAWKINS	81	81	3312	709-1447	.490	— — —	577-741	.779	—	846	391	287-4	—	—	—	1995-24.6
VAN ARSDALE	77	72	2966	592-1166	.508	— — —	459-575	.798	—	264	388	282-5	—	—	—	1643-21.3
GOODRICH	81	81	3234	570-1251	.456	— — —	488-604	.808	—	340	605	251-3	—	—	—	1624-20.0
FOX	81	78	2041	413-788	.524	— — —	218-283	.770	—	570	93	261-7	—	—	—	1044-12.9
SILAS	78	74	2836	373-804	.464	— — —	250-412	.607	—	916	214	266-5	—	—	—	996-12.8
WALK	82	2	1394	257-547	.470	— — —	155-242	.640	—	455	80	225-2	—	—	—	669-8.2
CHAMBERS	79	9	1139	283-658	.430	— — —	91-125	.728	—	219	54	162-3	—	—	—	657-8.3
HARRIS	76	7	1375	257-650	.395	— — —	82-125	.656	—	142	211	209-0	—	—	—	596-7.8
GREEN	58	1	700	101-234	.432	— — —	41-70	.586	—	276	17	115-2	—	—	—	243-4.2
MCKENZIE	58	1	525	81-206	.393	— — —	58-73	.795	—	103	52	67-1	—	—	—	220-3.8
JOHNSON	28	0	136	20-60	.333	— — —	8-12	.667	—	47	12	38-0	—	—	—	48-1.7
OTHERS	6	4	147	22-45	.489	— — —	7-8	.875	—	15	9	20-1	—	—	—	51-8.5
SUNS	82		19705	3676-7856	.468	— — —	2434-3270	.744	—	4183	2076	2183-33	—	—	—	9786-119.3
OPPONENTS	82		19705	3886-8133	.478	— — —	2155-2911	.740	—	4103	2217	2282-48	—	—	—	9927-121.1

Season Review 70-71

Dick Van Arsdale returned for his third season with Phoenix as the only original Sun remaining. Offseason trades brought veterans **Mel Counts** and **Clem Haskins** to the team. In spite of the success the club enjoyed at the tail-end of the 1969-70 season, General Manager **Jerry Colangelo** felt the Suns needed a "career" coach. He set out to find a teacher and a motivator who could mold the Suns' young players. On June 5, 1970, **Lowell "Cotton" Fitzsimmons** joined the Suns as head coach.


Fitzsimmons had led the Kansas State Wildcats to the Big Eight title the previous year, and brought a sense of passion and "Purple Pride" to the Valley. The club responded to his enthusiasm.

Phoenix posted its best finish with a 48-34 record, fourth best in the league. That included the team's best month ever with an 11-4 mark in January. However, due to the Suns' place in the tough Midwest Division, the team failed to make the playoffs.

Paul Silas led the team in rebounding for the second-straight season pulling down a franchise-best 12.5 per game including a team record 27 vs. Cincinnati on January 18. Van Arsdale led the club in scoring with a 21.9 average while **Connie Hawkins** netted 20.9 points per game. Van Arsdale and Hawkins were again named NBA All-Stars.

RECORD

48-34



FRONT ROW: Joe Thomas, Art Harris, John Wetzel, Dick Van Arsdale, Clem Haskins, Fred Taylor.

BACK ROW: Trainer Joe Proski, Lamar Green, Greg Howard, Neal Walk, Mel Counts, Connie Hawkins, Paul Silas, Head Coach Cotton Fitzsimmons.

TIME TORISE

DATE	OPPONENT	ATTEND.	SCORE	REC.	W/L	DATE	OPPONENT	ATTEND.	SCORE	REC.	W/L
10/15	BOSTON	7,523	119-100	1-0	W	12/30	LA LAKERS	8,164	132-114	23-19	W
10/17	DETROIT	8,646	107-110	1-1	L	1/2	@SAN FRANCISCO	3,812	122-116*	24-19	W
10/20	@SAN DIEGO	7,246	114-115	1-2	L	1/3	SAN FRANCISCO	6,196	102-81	25-19	W
10/21	@SEATTLE	6,923	106-110	1-3	L	1/8	@BOSTON	7,124	114-122	25-20	L
10/23	CLEVELAND	7,822	108-104	2-3	W	1/9	@PHILADELPHIA	7,826	112-123	25-21	L
10/25	SAN DIEGO	5,697	117-98	3-3	W	1/10	@ATLANTA	4,447	116-105	26-21	W
10/28	CHICAGO	6,343	105-118	3-4	L	1/14	NEW YORK	9,051	107-88	27-21	W
10/30	@BOSTON	5,392	112-127	3-5	L	1/16	BALTIMORE	9,002	117-100	28-21	W
10/31	@BALTIMORE	4,527	103-106	3-6	L	1/18	CIN. @OMAHA	3,149	118-99	29-21	W
11/2	BUFFALO	8,000	110-102	4-6	W	1/20	CINCINNATI	5,586	114-126	29-22	L
11/4	@CINCINNATI	2,091	133-115	5-6	W	1/22	PHILADELPHIA	8,059	116-117	29-23	L
11/6	@CHICAGO	8,107	105-102	6-6	W	1/24	CHICAGO	5,923	113-112	30-23	W
11/7	@ATLANTA	5,116	107-100	7-6	W	1/26	BUFFALO	5,486	114-82	31-23	W
11/8	@MILWAUKEE	10,746	105-125	7-7	L	1/28	LA LAKERS	8,036	118-112	32-23	W
11/11	PORTLAND	6,020	114-100	8-7	W	1/29	@PORTLAND	5,877	131-122	33-23	W
11/13	CINCINNATI	9,802	115-109	9-7	W	1/30	SEATTLE	10,412	134-116	34-23	W
11/15	DETROIT	7,344	108-104	10-7	W	2/4	SAN FRANCISCO	6,711	105-117	34-24	L
11/17	@NEW YORK	18,275	100-103	10-8	L	2/6	CLEVELAND	5,812	119-91	35-24	W
11/19	@DETROIT	3,594	110-112	10-9	L	2/8	@MILWAUKEE	10,746	94-118	35-25	L
11/20	@BALTIMORE	4,572	110-121	10-10	L	2/9	@BALTIMORE	4,054	120-115	36-25	W
11/21	@PHILADELPHIA	6,519	125-119	11-10	W	2/12	@CLEVELAND	4,297	114-105	37-25	W
11/22	@CLEVELAND	2,405	114-99	12-10	W	2/13	@NEW YORK	19,500	97-114	37-26	L
11/24	@BUFFALO	7,209	106-112	12-11	L	2/14	@BUFFALO	4,376	108-97	38-26	W
11/26	SEATTLE	7,192	126-115	13-11	W	2/16	@BOSTON	6,091	119-116	39-26	W
11/27	@LA LAKERS	13,089	116-105	14-11	W	2/17	CINCINNATI	8,006	133-117	40-26	W
11/28	SAN DIEGO	11,740	116-117	14-12	L	2/19	BOSTON	12,256	116-112	41-26	W
12/2	ATLANTA	8,907	126-112	15-12	W	2/21	MILWAUKEE	12,371	97-125	41-27	L
12/4	@PORTLAND	3,927	126-121	16-12	W	2/26	@PHILADELPHIA	8,585	108-94	42-27	W
12/5	@SAN FRANCISCO	5,481	105-100	17-12	W	2/27	@DETROIT	8,878	114-117	43-27	W
12/6	SAN DIEGO	5,935	108-102	18-12	W	3/3	CHICAGO	12,371	115-90	44-27	W
12/8	LA LAKERS	7,702	112-121	18-13	L	3/7	BALTIMORE	9,370	108-117	44-28	L
12/11	@SAN DIEGO	8,365	104-110	18-14	L	3/9	@DETROIT	4,269	114-108	45-28	W
12/12	MILWAUKEE	11,002	113-111	19-14	W	3/10	@ATLANTA	6,266	98-139	45-29	L
12/15	SAN FRANCISCO	5,901	123-129	19-15	L	3/12	@CHICAGO	14,703	92-116	45-30	L
12/17	DETROIT	5,548	117-114*	20-15	W	3/13	@CHICAGO	17,505	99-111	45-31	L
12/19	@SEATTLE	6,443	131-135	20-16	L	3/14	MIL. @MADISON	9,035	125-113	46-31	W
12/20	NEW YORK	8,445	118-133	20-17	L	3/16	MILWAUKEE	11,640	111-119	46-32	L
12/22	PHILADELPHIA	7,248	129-133*	20-18	L	3/18	NEW YORK	7,454	123-131*	46-33	L
12/25	ATLANTA	10,186	127-115	21-18	W	3/19	@LA LAKERS	17,254	111-106	47-33	W
12/26	PORTLAND	6,102	115-103	22-18	W	3/20	SEATTLE	8,134	114-107	48-33	W
12/27	@LA LAKERS	15,163	110-128	22-19	L	3/21	@SAN DIEGO	5,840	114-132	48-34	L

*Overtime

70-71 Final Statistics

PLAYER	G	GS	MIN	3PT			FTM-FTA	PCT	OR-DR	REB	AST	PF-DQ	STL	TO	BLK	PTS-AVG
				FGM-FGA	PCT	FGM-FGA										
VAN ARSDALE	81	—	3157	609-1346	.452	—	553-682	.811	—	316	329	246-1	—	—	—	1771-21.9
HAWKINS	71	—	2662	512-1181	.434	—	457-560	.816	—	643	322	197-2	—	—	—	1481-20.9
HASKINS	82	—	2663	562-1277	.440	—	338-431	.784	—	324	383	207-2	—	—	—	1462-17.8
WALK	82	—	2033	426-945	.451	—	205-268	.765	—	674	117	282-8	—	—	—	1057-12.9
SILAS	81	—	2943	338-789	.428	—	285-416	.685	—	1015	247	227-4	—	—	—	961-11.9
COUNTS	80	—	1669	365-799	.457	—	149-198	.753	—	503	136	279-8	—	—	—	879-11.0
HARRIS	56	—	952	199-484	.411	—	69-113	.611	—	100	132	137-0	—	—	—	467-8.3
GREEN	68	—	1326	167-369	.453	—	64-106	.604	—	466	53	202-5	—	—	—	398-5.9
TAYLOR	54	—	552	110-284	.387	—	78-125	.624	—	86	51	113-0	—	—	—	298-5.5
WETZEL	70	—	1091	124-288	.431	—	83-101	.822	—	153	114	156-1	—	—	—	331-4.7
HOWARD	44	—	426	68-173	.393	—	37-58	.638	—	119	26	67-0	—	—	—	173-3.9
THOMAS	39	—	204	23-86	.267	—	9-20	.450	—	43	17	19-0	—	—	—	55-1.4
SUNS	82	—	19780	3503-8021	.437	—	2327-3078	.756	—	4442	1927	2132-31	—	—	—	9333-113.8
OPPONENTS	82	—	19780	3506-7828	.448	—	2165-2923	.741	—	4173	2069	2202-42	—	—	—	9177-111.9

Season Review 71-72

RECORD

49-33


Cotton Fitzsimmons began his second year at the helm with great anticipation. The Suns drafted **Dennis "Moe" Layton**, a 6-1 point guard from USC who played previously at Phoenix College. The Suns opened the season with a starting lineup of **Clem Haskins** and **Dick Van Arsdale** at guard, **Neal Walk** at center and **Connie Hawkins** and **Paul Silas** at the forward spots.

On March 14, the Suns obtained the rights to **Charlie Scott** from the Boston Celtics in exchange for future considerations. Scott, a 6-6 guard from North Carolina, had played for the Virginia Squires of the ABA, where he averaged 35 points and was the 1971 ABA Co-Rookie of the Year along with Kentucky's Dan Issel.

Phoenix compiled a then, club record mark of 49-33, improving for the fourth consecutive year. Despite having the sixth-best record in the NBA, the Suns finished behind Milwaukee and Chicago in the tough Midwest Division and failed to qualify for the playoffs.

Hawkins and Silas represented the West team in the All-Star Game. It was Hawkins' third-straight appearance, as he led the West squad to a 112-110 win with 13 points.

Silas was named as the Suns' Most Valuable Player by the fans as he led the team in rebounding for the third-straight year (11.9). Hawkins led the club in scoring with a 21.0 average while Van Arsdale added 19.7 points per game. The Suns topped their previous best in attendance totaling 342,922 fans, an average of 8,346 per contest. Phoenix also became only the fourth team in league history to lead the NBA in free throws attempted, free throws made and free throw accuracy.



FRONT ROW: Paul Silas, Neal Walk, Otto Moore, Head Coach Cotton Fitzsimmons, Mel Counts, Connie Hawkins, Lamar Green.
BACK ROW: Trainer Joe Proski, Art Harris, Fred Taylor, Dick Van Arsdale, John Wetzel, Clem Haskins, Dennis Layton.

TIME TORISE

DATE	OPPONENT	ATTEND.	SCORE	REC.	W/L	DATE	OPPONENT	ATTEND.	SCORE	REC.	W/L
10/14	MILWAUKEE	9,174	97-110	0-1	L	1/7	@BUFFALO	10,247	123-110	25-17	W
10/16	HOUSTON	8,572	128-108	1-1	W	1/8	@PHILADELPHIA	7,833	119-130	25-18	L
10/22	DETROIT	7,337	109-116	1-2	L	1/9	BALT. @COL. PK.	7,235	103-109	25-19	L
10/24	CHICAGO	6,970	104-105	1-3	L	1/11	@MILWAUKEE	10,111	115-114	26-19	W
10/26	CINCINNATI	6,901	126-99	2-3	W	1/14	CLEVELAND	8,279	117-107	27-19	W
10/29	@PHILADELPHIA	6,128	137-135**	3-3	W	1/15	@SEATTLE	12,693	110-118	27-20	L
10/30	@BALTIMORE	6,839	94-101	3-4	L	1/16	BALTIMORE	6,385	104-107	27-21	L
11/2	@CHICAGO	5,843	101-108	3-5	L	1/20	NEW YORK	8,006	130-109	28-21	W
11/3	@BUFFALO	5,417	100-98	4-5	W	1/21	@SEATTLE	12,751	128-113	29-21	W
11/5	@CLEVELAND	3,307	107-87	5-5	W	1/22	LA LAKERS	12,534	116-102	30-21	W
11/6	@CINCINNATI	3,076	95-110	5-6	L	1/25	@LA LAKERS	17,505	119-129	30-22	L
11/9	@MILWAUKEE	10,039	113-118	5-7	L	1/28	CHICAGO	9,245	102-116	30-23	L
11/12	BOSTON	9,470	128-119	6-7	W	1/29	@GOLDEN STATE	6,488	100-111	30-24	L
11/14	CLEVELAND	5,336	119-105	7-7	W	1/30	ATLANTA	8,839	105-103	31-24	W
11/16	@NEW YORK	18,344	111-112	7-8	L	2/1	@PORTLAND	4,961	129-117	32-24	W
11/17	@BOSTON	9,440	121-140	7-9	L	2/2	MILWAUKEE	9,365	103-106	32-25	L
11/18	@DETROIT	3,418	126-128	7-10	L	2/4	GOLDEN STATE	8,486	113-105	33-25	W
11/20	@ATLANTA	5,702	109-115	7-11	L	2/5	@PORTLAND	6,401	118-117*	34-25	W
11/23	PHILADELPHIA	6,678	128-107	8-11	W	2/6	PORTLAND	6,160	107-94	35-25	W
11/25	DETROIT	7,846	122-103	9-11	W	2/8	PHILADELPHIA	6,532	120-108	36-25	W
11/28	@HOUSTON	3,643	116-110	10-11	W	2/10	BALTIMORE	6,794	131-98	37-25	W
11/30	@PORTLAND	7,704	121-111*	11-11	W	2/12	CINCINNATI	10,766	117-95	38-25	W
12/1	PORTLAND	6,040	139-103	12-11	W	2/16	LA LAKERS	12,534	110-109	39-25	W
12/4	@GOLDEN STATE	5,491	128-92	13-11	W	2/18	BOSTON	12,005	126-115	40-25	W
12/5	GOLDEN STATE	6,886	120-87	14-11	W	2/20	@DETROIT	4,898	121-107	41-25	W
12/9	ATLANTA	7,524	135-115	15-11	W	2/22	@BOSTON	8,106	103-114	41-26	L
12/10	@LA LAKERS	17,505	117-126*	15-12	L	2/23	@ATLANTA	5,073	118-120	41-27	L
12/11	HOUSTON	7,695	110-111	15-13	L	2/25	@CHICAGO	9,720	107-115	41-28	L
12/14	@NEW YORK	19,253	110-100	16-13	W	2/26	MIL. @MADISON	9,371	117-119*	41-29	L
12/15	@CINCINNATI	2,038	127-108	17-13	W	2/27	@CLEVELAND	6,889	127-125	42-29	W
12/17	DETROIT	7,808	123-102	18-13	W	3/1	BALTIMORE	9,002	90-95	42-30	L
12/18	LA LAKERS	12,534	106-132	18-14	L	3/5	BUFFALO	6,729	131-103	43-30	W
12/19	@SEATTLE	9,189	127-130*	18-15	L	3/7	@DETROIT	2,014	129-121	44-30	W
12/21	PHILADELPHIA	6,272	124-119	19-15	W	3/8	@CINCINNATI	2,387	105-122	44-31	L
12/23	CHICAGO	9,289	108-117*	19-16	L	3/11	@NEW YORK	19,588	110-106	45-31	W
12/25	SEATTLE	7,026	116-86	20-16	W	3/15	MILWAUKEE	11,090	110-106	46-31	W
12/29	@HOUSTON	5,389	124-106	21-16	W	3/17	NEW YORK	10,571	111-106	47-31	W
12/30	BUFFALO	7,272	123-102	22-16	W	3/18	@GOLDEN STATE	9,399	116-134	47-32	L
1/1	BOSTON	8,056	114-104	23-16	W	3/21	PORTLAND	8,045	160-128	48-32	W
1/2	ATLANTA	6,670	111-116	23-17	L	3/24	@LA LAKERS	17,505	110-112	48-33	L
1/4	@CHICAGO	9,009	112-108	24-17	W	3/25	SEATTLE	10,189	118-98	49-33	W

*Overtime

71-72 Final Statistics

PLAYER	G	GS	MIN	3 PT			FTM-FTA	PCT	OR-DR	REB	AST	PF-DQ	STL	TO	BLK	PTS-AVG
				FGM-FGA	PCT	FGM-FGA										
HAWKINS	76	—	2798	571-1244	.459	—	—	—	—	456-565	.807	—	623	296	—	1598-21.0
VAN ARSDALE	82	—	3096	545-1178	.463	—	—	—	—	529-626	.845	—	334	297	—	1619-19.7
SCOTT	6	—	177	48-113	.425	—	—	—	—	17-21	.810	—	23	26	—	113-18.8
SILAS	80	—	3082	485-1031	.470	—	—	—	—	433-560	.773	—	955	343	—	1403-17.5
WALK	81	—	2142	506-1057	.479	—	—	—	—	256-344	.744	—	665	151	—	1268-15.7
HASKINS	79	—	2453	509-1054	.483	—	—	—	—	220-258	.853	—	270	290	—	1238-15.7
LAYTON	80	—	1849	304-717	.424	—	—	—	—	122-165	.739	—	164	247	—	730-9.1
MOORE	81	—	1624	260-597	.436	—	—	—	—	94-156	.603	—	540	88	—	614-7.6
COUNTS	76	—	906	147-344	.427	—	—	—	—	101-140	.721	—	257	96	—	395-5.2
GREEN	67	—	991	133-298	.446	—	—	—	—	66-90	.733	—	348	45	—	332-5.0
HARRIS	21	—	145	23-70	.329	—	—	—	—	9-21	.429	—	13	18	—	55-2.6
WEBB(TOT)	46	—	238	40-100	.400	—	—	—	—	16-23	.696	—	35	23	—	96-2.1
WEBB(PHX)	27	—	129	31-65	.477	—	—	—	—	5-10	.500	—	17	16	—	67-2.5
WETZEL	51	—	419	31-82	.378	—	—	—	—	24-30	.800	—	65	56	—	86-1.7
TAYLOR	13	—	69	6-27	.222	—	—	—	—	4-13	.308	—	17	7	—	16-1.2
SUNS	82	—	19880	3599-7877	.457	—	—	—	—	2336-2999	.779	—	4301	1976	—	9534-116.3
OPPONENTS	82	—	19880	3568-7896	.452	—	—	—	—	1947-2658	.733	—	4009	1929	—	9083-110.8

Season Review 72-73


RECORD

38-44

The Suns began the season under the direction of the franchise's fourth head coach, **Bill van Breda Kolff**. He replaced **Cotton Fitzsimmons**, who left in the offseason to coach the Atlanta Hawks. However, seven games into the season, van Breda Kolff was dismissed and General Manager **Jerry Colangelo** once again assumed the coaching duties for the remainder of the season. He guided the Suns to a 35-40 record.

Phoenix played .500 ball through mid-January but struggled through the second half of the season, finishing third in its first season playing in the Pacific Division. The season did not lack for outstanding individual performances as **Charlie Scott** led the club in scoring with a franchise record 25.3 average and finished fifth in the NBA. He also became just the 10th guard in league history to score more than 2,000 points. Scott and **Connie Hawkins** were named to the Western Conference All-Star team. It was Scott's first appearance while Hawkins made his fourth consecutive visit.

Neal Walk enjoyed his finest season as a pro, averaging 20.2 points and 12.4 rebounds. He grabbed 1,006 rebounds, the only Suns center to this day to have totaled over 1,000 boards in a single season. Rookie **Corky Calhoun** from the University of Pennsylvania was the only Sun to play in all 82 games.



FRONT ROW: Scott English, Lamar Green, Walt Wesley, Head Coach Jerry Colangelo, Neal Walk, Connie Hawkins, Corky Calhoun.
BACK ROW: Dennis Layton, Clem Haskins, Charlie Scott, Dick Van Arsdale, Paul Stovall, Trainer Joe Proski.

TIME TORISE

DATE	OPPONENT	ATTEND.	SCORE	REC.	W/L	DATE	OPPONENT	ATTEND.	SCORE	REC.	W/L
10/13	MILWAUKEE	12,408	105-117	0-1	L	1/6	@KC-OMAHA	5,183	118-112	21-21	W
10/14	@PORTLAND	6,804	124-120	1-1	W	1/10	DETROIT	8,099	123-121	22-21	W
10/15	BALTIMORE	6,372	107-98	2-1	W	1/12	GOLDEN STATE	12,103	107-108	22-22	L
10/21	SEATTLE	8,315	129-117	3-1	W	1/13	@GOLDEN STATE	8,484	116-110	23-22	W
10/24	CHICAGO	9,039	106-107	3-2	L	1/14	BALTIMORE	7,186	85-94	23-23	L
10/27	@SEATTLE	8,201	115-120	3-3	L	1/16	NEW YORK	8,252	101-102	23-24	L
10/29	@LA LAKERS	16,148	123-133	3-4	L	1/18	KC-OMAHA	8,117	96-119	23-25	L
11/3	@CHICAGO	11,089	100-115	3-5	L	1/20	LA LAKERS	12,608	104-124	23-26	L
11/4	@MILWAUKEE	10,746	105-104	4-5	W	1/25	SEATTLE	5,701	112-109	24-26	W
11/5	@CLEVELAND	3,624	107-106	5-5	W	1/26	@PORTLAND	10,057	120-116	25-26	W
11/8	CLEVELAND	7,264	107-99	6-5	W	1/27	PORTLAND	7,215	109-117	25-27	L
11/10	HOUSTON	8,613	115-109	7-5	W	2/1	LA LAKERS	10,705	106-120	25-28	L
11/12	PHILADELPHIA	8,235	119-108	8-5	W	2/3	HOUSTON	7,282	132-123	26-28	W
11/14	@NEW YORK	18,720	97-103	8-6	L	2/6	@MILWAUKEE	9,285	111-126	26-29	L
11/15	@BOSTON	8,979	94-113	8-7	L	2/7	@DETROIT	4,491	107-113	26-30	L
11/17	@BALTIMORE	5,429	106-117	8-8	L	2/8	SEATTLE	7,084	125-112	27-30	W
11/18	@ATLANTA	7,047	122-126	8-9	L	2/10	PHILADELPHIA	9,176	126-121	28-30	W
11/21	@KC-OMAHA	5,067	96-101	8-10	L	2/14	BUFFALO	6,871	124-107	29-30	W
11/23	DETROIT	7,576	122-122	9-10	W	2/16	ATLANTA	10,155	104-111	29-31	L
11/25	LA LAKERS	10,482	109-116	9-11	L	2/17	@HOUSTON	3,119	111-127	29-32	L
11/26	@LA LAKERS	17,505	107-112	9-12	L	2/18	PORTLAND	5,260	118-119	29-33	L
11/28	@GOLDEN STATE	5,043	102-110	9-13	L	2/20	@BOSTON	9,954	97-107	29-34	L
11/29	ATLANTA	7,241	109-98	10-13	W	2/21	@BALTIMORE	5,525	107-98	30-34	W
12/1	GOLDEN STATE	8,067	115-106	11-13	W	2/23	@BUFFALO	5,830	125-106	31-34	W
12/3	MILWAUKEE	8,531	101-119	11-14	L	2/24	@CHICAGO	12,753	100-122	31-35	L
12/5	@BUFFALO	3,573	97-108	11-15	L	2/25	@KC-OMAHA	10,007	111-109	32-35	W
12/6	@DETROIT	2,864	105-114	11-16	L	2/28	KC-OMAHA	7,230	107-109	32-36	L
12/7	PHIL. @PITT.	3,878	117-102	12-16	W	3/4	CHICAGO	7,085	117-118*	32-37	L
12/9	PORTLAND	7,801	116-97	13-16	W	3/6	CLEVELAND	5,236	110-102	33-37	W
12/10	@SEATTLE	10,628	102-110	13-17	L	3/8	BOSTON	10,052	134-141*	33-38	L
12/13	BOSTON	8,596	100-105	13-18	L	3/10	DETROIT	7,510	110-117	33-39	L
12/17	KC-OMAHA	6,537	112-102	14-18	W	3/12	@MILWAUKEE	10,746	95-126	33-40	L
12/19	NEW YORK	8,197	117-84	15-18	W	3/13	@NEW YORK	19,674	111-115	33-41	L
12/22	@LA LAKERS	16,733	118-110	16-18	W	3/14	@PHILADELPHIA	5,641	120-114	34-41	W
12/25	CHICAGO	10,420	115-108	17-18	W	3/16	@ATLANTA	6,512	127-135	34-42	L
12/26	@HOUSTON	3,577	110-113	17-19	L	3/18	@LA LAKERS	17,505	113-131	34-43	L
12/29	PORTLAND	10,310	106-99	18-19	W	3/21	BUFFALO	7,603	134-124	35-43	W
12/30	@PORTLAND	8,349	107-104	19-19	W	3/23	GOLDEN STATE	8,197	125-124	36-43	W
1/2	@CLEVELAND	2,850	88-111	19-20	L	3/25	MILWAUKEE	9,386	112-114	36-44	L
1/3	@DETROIT	3,626	105-119	19-21	L	3/26	@GOLDEN STATE	3,677	120-114	37-44	W
1/5	@CHICAGO	9,091	126-115	20-21	W	3/28	@SEATTLE	11,246	127-125	38-44	W

*Overtime

72-73 Final Statistics

PLAYER	G	GS	MIN	3PT			FTM-FTA	PCT	OR-DR	REB	AST	PF-DQ	STL	TO	BLK	PTS-AVG
				FGM-FGA	PCT	FGM-FGA										
SCOTT	81	—	3062	806-1809	.446	—	—	436-556	.784	—	342	495	—	—	—	2048-25.3
WALK	81	—	3114	678-1455	.466	—	—	279-355	.786	—	1006	287	—	—	—	1635-20.2
VAN ARSDALE	81	—	2979	532-1118	.476	—	—	426-496	.859	—	326	268	—	—	—	1490-18.4
HAWKINS	75	—	2768	441-920	.479	—	—	322-404	.797	—	641	304	—	—	—	1204-16.1
HASKINS	77	—	1581	339-731	.464	—	—	130-156	.833	—	173	203	—	—	—	808-10.5
JOHNSON	21	—	417	69-181	.381	—	—	25-36	.694	—	136	31	—	—	—	163-7.8
LAYTON	65	—	990	187-434	.431	—	—	90-119	.756	—	77	139	—	—	—	464-7.1
GREEN	80	—	2048	224-520	.431	—	—	89-118	.754	—	746	89	—	—	—	537-6.7
CALHOUN	82	—	2025	211-450	.469	—	—	71-96	.740	—	338	76	—	—	—	493-6.0
WESLEY(TOT)	57	—	474	77-202	.381	—	—	26-46	.565	—	151	31	—	—	—	180-3.2
WESLEY(PHX)	45	—	364	63-155	.406	—	—	18-34	.529	—	113	24	—	—	—	144-3.2
ENGLISH	29	—	196	36-93	.387	—	—	21-29	.724	—	44	15	—	—	—	93-3.2
STOVALL	25	—	211	26-76	.342	—	—	24-38	.632	—	61	13	—	—	—	76-3.0
SUNS	82	—	19730	3612-7942	.455	—	—	1931-2437	.792	—	4003	1944	—	—	—	9155-111.6
OPPONENTS	82	—	19730	3758-8005	.469	—	—	1744-2318	.752	—	4139	2166	—	—	—	9260-112.9

Season Review 73-74


RECORD

30-52

John MacLeod took the Suns coaching reins from General Manager **Jerry Colangelo** during the offseason. The youthful MacLeod had coached the previous six years at the University of Oklahoma, leading the Sooners to a 90-69 record and two trips to the National Invitational Tournament.

New to the team were rookie **Mike Bantom**, the eighth pick in the 1973 NBA Draft, and **Keith Erickson**, who was acquired in the first month of the season from the L.A. Lakers in exchange for All-Star and future Hall of Famer **Connie Hawkins**. Phoenix went on a 10-game skid early in the season as they were learning a new system under MacLeod and playing one of the roughest portions of their schedule. The Suns finished fourth in the Pacific Division with a 30-52 mark, their lowest number of wins since their inaugural season.

Charlie Scott made his second-straight appearance in the All-Star Game and finished the season averaging 25.4 points but missed the final 29 games with a broken arm. **Dick Van Arsdale** averaged 17.8 points and led the Suns in field goal percentage (.500). Erickson was voted by fans as the Suns' Most Outstanding Player.



FRONT ROW: Bob Christian, Lamar Green, Neal Walk, Head Coach John MacLeod, Corky Calhoun, Mike Bantom, Keith Erickson.
BACK ROW: Assistant Coach Dennis Price, Clem Haskins, Charlie Scott, Dick Van Arsdale, Jim Owens, Gary Melchionni, Trainer Joe Proski.

TIME TORISE

DATE	OPPONENT	ATTEND.	SCORE	REC.	W/L	DATE	OPPONENT	ATTEND.	SCORE	REC.	W/L
10/10	SEATTLE	8,738	115-111	1-0	W	1/5	@MILWAUKEE	9,812	109-118	16-26	L
10/12	MILWAUKEE	9,033	84-107	1-1	L	1/6	@CHICAGO	6,013	116-120*	16-27	L
10/14	GOLDEN STATE	7,030	95-120	1-2	L	1/9	HOUSTON	5,924	105-101	17-27	W
10/20	ATLANTA	8,009	118-108	2-2	W	1/11	KC-OMAHA	6,747	100-117	17-28	L
10/21	@SEATTLE	11,964	112-116	2-3	L	1/13	SEATTLE	5,769	112-123	17-29	L
10/23	@GOLDEN STATE	3,007	109-121	2-4	L	1/17	@GOLDEN STATE	3,011	120-127	17-30	L
10/24	DETROIT	6,307	99-115	2-5	L	1/19	NEW YORK	9,468	112-89	18-30	W
10/26	@KC-OMAHA	4,917	93-98	2-6	L	1/23	CLEVELAND	5,017	110-103	19-30	W
10/27	@MILWAUKEE	9,975	95-104	2-7	L	1/25	MILWAUKEE	7,660	108-112	19-31	L
10/30	@ATLANTA	9,070	101-122	2-8	L	1/27	CAPITAL	5,277	127-107	20-31	W
11/2	@DETROIT	5,317	107-114	2-9	L	1/31	PORTLAND	5,252	112-100	21-31	W
11/4	@CAPITAL	5,316	99-102	2-10	L	2/1	@LA LAKERS	13,478	110-121	21-32	L
11/7	@PHILADELPHIA	4,366	115-122	2-11	L	2/2	LA LAKERS	8,068	119-112	22-32	W
11/9	@BOSTON	9,953	107-122	2-12	L	2/5	@NEW YORK	18,884	90-106	22-33	L
11/13	CHICAGO	6,045	116-108	3-12	W	2/6	@CAPITAL	6,738	101-109	22-34	L
11/15	PHILADELPHIA	6,142	116-94	4-12	W	2/8	DETROIT	8,511	94-99	22-35	L
11/17	LA LAKERS	11,498	110-130	4-13	L	2/10	GOLDEN STATE	5,121	105-121	22-36	L
11/20	@BUFFALO	6,088	100-127	4-14	L	2/12	@PORTLAND	4,189	104-113	22-37	L
11/21	@DETROIT	3,534	104-107	4-15	L	2/14	HOUSTON	5,661	107-99	23-37	W
11/23	@CHICAGO	8,742	99-94	5-15	W	2/16	ATLANTA	8,518	124-123*	24-37	W
11/27	@HOUSTON	2,756	111-125	5-16	L	2/17	PORTLAND	5,575	112-100	25-37	W
11/29	KC-OMAHA	6,386	119-99	6-16	W	2/19	@CHICAGO	7,451	96-130	25-38	L
11/30	@PORTLAND	10,720	107-99	7-16	W	2/22	@KC-OMAHA	8,322	104-119	25-39	L
12/1	DETROIT	6,496	109-121	7-17	L	2/23	@DETROIT	7,926	107-119	25-40	L
12/4	@LA LAKERS	11,746	103-120	7-18	L	2/24	@CLEVELAND	3,288	97-101	25-41	L
12/5	GOLDEN STATE	5,553	103-97	8-18	W	2/26	@GOLDEN STATE	3,234	100-120	25-42	L
12/7	CAPITAL	6,089	114-92	9-18	W	2/27	CHICAGO	5,105	95-107	25-43	L
12/9	@CLEVELAND	3,042	117-106	10-18	W	3/1	@HOUSTON	2,547	111-117	25-44	L
12/11	@NEW YORK	18,366	97-105	10-19	L	3/3	KC-OMAHA	4,780	113-100	26-44	W
12/13	PORTLAND	5,494	108-119	10-20	L	3/5	CHICAGO	6,156	91-111	26-45	L
12/15	BOSTON	7,362	121-120	11-20	W	3/7	BOSTON	6,242	97-99	26-46	L
12/16	@SEATTLE	9,778	113-109	12-20	W	3/9	CLEVELAND	6,153	109-100	27-46	W
12/18	@PORTLAND	5,982	117-133	12-21	L	3/11	@MILWAUKEE	9,027	92-105	27-47	L
12/19	PHILADELPHIA	5,246	98-101	12-22	L	3/12	@BUFFALO	14,244	94-124	27-48	L
12/22	MILWAUKEE	8,013	121-112	13-22	W	3/13	@BOSTON	6,751	97-104	27-49	L
12/25	LA LAKERS	9,253	135-100	14-22	W	3/15	PHIL. @HERSHEY	4,473	101-108	27-50	L
12/27	SEATTLE	7,755	111-100	15-22	W	3/17	@SEATTLE	13,007	133-108	28-50	W
12/28	@LA LAKERS	13,685	107-119	15-23	L	3/20	NEW YORK	8,054	104-106*	28-51	L
12/29	BUFFALO	9,116	108-120	15-24	L	3/22	BUFFALO	8,687	126-119	29-51	W
1/2	@ATLANTA	9,232	116-113	16-24	W	3/24	GOLDEN STATE	7,011	134-121	30-51	W
1/4	@KC-OMAHA	4,837	97-122	16-25	L	3/27	@SEATTLE	12,528	123-127	30-52	L

*Overtime

73-74 Final Statistics

PLAYER	G	GS	MIN	3PT			FTM-FTA	PCT	OR-DR	REB	AST	PF-DQ	STL	TO	BLK	PTS-AVG
				FGM-FGA	PCT	FGM-FGA										
SCOTT	52	—	2003	538-1171	.459	—	246-315	.781	64-158	222	271	194-6	99	—	22	1322-25.4
VAN ARSDALE	78	—	2832	514-1028	.500	—	361-423	.853	66-155	221	324	241-2	96	—	17	1389-17.8
WALK	82	—	2549	573-1245	.460	—	235-297	.791	235-602	837	331	255-8	73	—	57	1381-16.8
ERICKSON	66	—	2033	393-824	.477	—	177-221	.801	94-320	414	205	193-3	63	—	20	963-14.6
HAWKINS	8	—	223	36-74	.486	—	18-27	.667	14-29	43	28	20-0	8	—	3	90-11.3
HASKINS	81	—	1822	364-792	.460	—	171-203	.842	78-144	222	259	166-1	81	—	16	899-11.1
BANTOM	76	—	1982	314-787	.399	—	141-213	.662	172-347	519	163	289-15	50	—	47	769-10.1
CALHOUN	77	—	2207	268-581	.461	—	98-129	.760	115-292	407	135	253-4	71	—	30	634-8.2
MELCHIONI	69	—	1251	202-439	.460	—	92-107	.860	46-96	142	142	85-1	41	—	9	496-7.2
CHRISTIAN	81	—	1244	140-288	.486	—	106-151	.702	85-254	339	98	191-3	19	—	32	386-4.8
GREEN	72	—	1103	129-317	.407	—	38-68	.559	85-265	350	43	150-1	32	—	38	296-4.1
B.CHAMBERLAIN	28	—	367	57-130	.438	—	39-56	.696	33-47	80	37	74-2	20	—	12	153-5.5
OWENS	17	—	101	21-39	.538	—	11-14	.786	1-8	9	15	6-0	5	—	0	53-3.1
REAVES	7	—	38	6-11	.545	—	4-11	.364	2-6	8	1	6-0	0	—	2	16-2.3
SUNS	82	—	19755	3555-7726	.460	—	1737-2235	.777	1090-2723	3813	2052	2123-46	658	—	305	8847-107.8
OPPONENTS	82	—	19755	3648-7809	.467	—	1843-2356	.782	1220-2773	3993	2180	2003-25	610	—	396	9139-111.5

Season Review 74-75

RECORD


32-50

The season was preceded by one of the largest transactions in Suns history with center **Neal Walk** and a second-round draft pick going to New Orleans in exchange for **Curtis Perry**, **Dennis Awtrey**, **Nate Hawthorne** and a first-round pick in 1976.

Also new to the team was rookie **John Shumate**, a 6-8 forward from Notre Dame who was the fourth pick in the 1974 NBA Draft. Unfortunately, Shumate had to sit out his rookie season so he could receive treatment for blood clots. Perry had his best season as a pro averaging 13 points and 12 rebounds, winning both the Suns' Most Outstanding and Most Popular Player awards.

Charlie Scott, who finished the season as the Suns' scoring leader (24.3), was the club's lone All-Star representative. On January 14, 1975, Phoenix became the "Professional Basketball Capital of the World." The 25th annual All-Star Game was the first one ever played in Phoenix. NBA Commissioner J. Walter Kennedy was presiding over his final NBA All-Star Game before retiring.

In late February, the Suns had a shot at the NBA Playoffs, but injuries to **Dick Van Arsdale** and **Keith Erickson** knocked them from contention. The Suns finished fourth in the Pacific Division with a 32-50 mark.



FRONT ROW: Jim Owens, Keith Erickson, Curtis Perry, Head Coach John MacLeod, Gary Melchionni, Charlie Scott, Greg Jackson.
BACK ROW: Assistant Coach Dennis Price, Nate Hawthorne, Fred Saunders, Dennis Awtrey, Earl Williams, Mike Bantom, Dick Van Arsdale, Trainer Joe Proski.

TIME TORISE

DATE	OPPONENT	ATTEND.	SCORE	REC.	W/L	DATE	OPPONENT	ATTEND.	SCORE	REC.	W/L
10/17	SEATTLE	7,215	114-97	1-0	W	1/19	@KC-OMAHA	13,155	109-97	18-24	W
10/19	KC-OMAHA	5,377	91-94	1-1	L	1/21	PHILADELPHIA	4,267	95-101	18-25	L
10/23	DETROIT	5,924	100-90	2-1	W	1/25	NEW ORLEANS	5,872	94-90*	19-25	W
10/25	@SEATTLE	12,191	97-106	2-2	L	1/28	@PORTLAND	10,291	107-115	19-26	L
10/27	@LA LAKERS	10,579	116-123	2-3	L	1/29	SEATTLE	4,273	85-99	19-27	L
10/30	@PHILADELPHIA	5,089	104-99	3-3	W	1/31	LA LAKERS	5,871	105-101	20-27	W
11/2	@WASHINGTON	9,160	94-108	3-4	L	2/4	WASHINGTON	4,263	90-89	21-27	W
11/3	@CLEVELAND	7,354	101-104	3-5	L	2/5	@SEATTLE	10,002	107-102	22-27	W
11/7	@ATLANTA	2,847	108-109	3-6	L	2/6	SEATTLE	5,865	112-105	23-27	W
11/8	@NEW ORLEANS	3,118	105-102	4-6	W	2/8	@GOLDEN STATE	8,961	96-105	23-28	L
11/9	@HOUSTON	2,553	101-96	5-6	W	2/12	BUFFALO	6,255	108-96	24-28	W
11/13	PHILADELPHIA	5,071	105-100	6-6	W	2/14	BOSTON	9,338	106-112	24-29	L
11/15	CHICAGO	7,071	95-102	6-7	L	2/15	ATLANTA	6,147	107-111	24-30	L
11/17	GOLDEN STATE	7,820	105-106	6-8	L	2/18	BUF. @TORONTO	8,163	109-124	24-31	L
11/19	@MILWAUKEE	9,187	108-122	6-9	L	2/19	@WASHINGTON	6,201	97-120	24-32	L
11/20	@DETROIT	3,807	114-106	7-9	W	2/21	@NEW ORLEANS	4,563	96-98	24-33	L
11/22	@BOSTON	13,756	94-95	7-10	L	2/23	MIL. @MADISON	8,832	106-97	25-33	W
11/23	@BUFFALO	12,743	104-117	7-11	L	2/25	@GOLDEN STATE	8,550	111-97	26-33	W
11/26	NEW ORLEANS	4,931	120-110	8-11	W	2/26	CLEVELAND	5,447	108-96	27-33	W
11/28	PORTLAND	6,461	85-88	8-12	L	2/28	GOLDEN STATE	9,511	102-96	28-33	W
11/30	HOUSTON	5,187	112-100	9-12	W	3/2	@HOUSTON	4,827	104-110	28-34	L
12/1	@LA LAKERS	10,157	105-111	9-13	L	3/4	@KC-OMAHA	4,027	99-103	28-35	L
12/3	ATLANTA	4,019	85-91	9-14	L	3/6	CHICAGO	7,683	88-85	29-35	W
12/5	GOLDEN STATE	6,053	108-106	10-14	W	3/7	@PORTLAND	10,080	98-120	29-36	L
12/7	LA LAKERS	5,603	92-88	11-14	W	3/8	HOUSTON	5,272	107-112	29-37	L
12/8	@LA LAKERS	11,124	102-107	11-15	L	3/11	@NEW YORK	17,443	98-103	29-38	L
12/11	PORTLAND	4,768	104-100	12-15	W	3/12	BOS. @HARTFORD	11,283	82-88	29-39	L
12/13	CLEVELAND	5,756	85-84	13-15	W	3/14	@PHILADELPHIA	7,127	97-108	29-40	L
12/19	MILWAUKEE	7,369	108-112	13-16	L	3/16	@ATLANTA	2,786	114-117	29-41	L
12/21	LA LAKERS	5,437	114-104	14-16	W	3/18	@GOLDEN STATE	6,795	103-133	29-42	L
12/23	@GOLDEN STATE	5,240	94-111	14-17	L	3/19	NEW YORK	5,492	96-101	29-43	L
12/25	BOSTON	8,276	110-96	15-17	W	3/21	PORTLAND	4,786	108-112	29-44	L
12/27	BUFFALO	9,205	92-108	15-18	L	3/22	@PORTLAND	11,142	92-94	29-45	L
1/2	@NEW YORK	18,570	113-117	15-19	L	3/23	@SEATTLE	14,082	102-96	30-45	W
1/3	@CHICAGO	6,047	99-126	15-20	L	3/25	MILWAUKEE	7,232	92-87	31-45	W
1/5	@CLEVELAND	6,138	86-97	15-21	L	3/27	DETROIT	5,629	79-91	31-46	L
1/8	WASHINGTON	6,770	95-102	15-22	L	3/29	KC-OMAHA	6,450	100-104	31-47	L
1/10	PORTLAND	5,068	110-113	15-23	L	3/30	@LA LAKERS	8,546	90-104	31-48	L
1/11	NEW YORK	7,592	113-107	16-23	W	4/2	LA LAKERS	5,610	108-106	32-48	W
25th All-Star Game @ Veterans Memorial Coliseum (Jan. 14)											
1/17	@CHICAGO	7,174	115-105	17-23	W	4/4	GOLDEN STATE	6,867	99-128	32-49	L
1/18	@DETROIT	6,053	77-86	17-24	L	4/6	@SEATTLE	14,082	111-114	32-50	L

*Overtime

74-75 Final Statistics

PLAYER	G	GS	MIN	3PT								TO	BLK	PTS-AVG			
				FGM-FGA	PCT	FGM-FGA	PCT	FTM-FTA	PCT	OR-DR	REB				AST	PF-DQ	STL
SCOTT	69	60	2592	703-1594	.441	---	---	274-351	.781	72-201	273	311	296-11	111	---	24	1680-24.3
VAN ARSDALE	70	50	2419	421-895	.470	---	---	282-339	.832	52-137	189	195	177-2	81	---	11	1124-16.1
PERRY	79	78	2688	437-917	.477	---	---	184-256	.719	347-593	940	186	288-10	108	---	78	1058-13.4
BANTOM	82	50	2239	418-907	.461	---	---	185-259	.714	211-342	553	159	273-8	62	---	47	1021-12.5
ERICKSON	49	23	1469	237-557	.425	---	---	130-156	.833	70-173	243	170	150-3	50	---	12	604-12.3
AWTREY	82	72	2837	339-722	.470	---	---	132-195	.677	242-462	704	342	227-2	60	---	52	810-9.9
MELCHIONI	68	29	1529	232-539	.430	---	---	114-141	.809	45-142	187	156	116-1	48	---	12	578-8.5
SAUNDERS	69	13	1059	176-406	.433	---	---	66-95	.695	82-171	253	80	151-3	41	---	15	418-6.1
HAWTHORNE	50	2	618	118-287	.411	---	---	61-94	.649	34-58	92	39	94-0	30	---	21	297-5.9
WILLIAMS	79	10	1040	163-394	.414	---	---	45-103	.437	156-300	456	95	146-0	28	---	32	371-4.7
JACKSON(PHX)	44	18	775	69-166	.416	---	---	36-62	.581	17-50	67	93	125-5	23	---	9	174-4.0
OWENS	41	5	432	56-145	.386	---	---	12-16	.750	7-36	43	49	27-0	16	---	2	124-3.0
CALHOUN	13	0	108	12-32	.375	---	---	14-15	.933	14-19	33	4	20-0	6	---	2	38-2.9
SUNS	82		19705	3381-7561	.447	---	---	1535-2082	.737	1349-2684	4033	1879	2090-45	664	---	317	8297-101.2
OPPONENTS	82		19705	3356-7323	.458	---	---	1780-2350	.757	1112-2564	3676	2062	1992-20	870	---	412	8492-103.6

Season Review 75-76

RECORD

42-40


The Suns opened what proved to be one of their most exciting seasons by winning 14 of their first 23 games. The 14-9 start was the best in franchise history. A string of injuries and a puzzling midseason slump had the Suns winning only four of their next 22, but after the All-Star break the Suns caught fire going 24-13 and storming into the playoffs against the Seattle SuperSonics. The team clinched its first playoff berth in six years by defeating the L.A. Lakers, 113-98, at Veterans Memorial Coliseum on April 8, 1976.

There were several reasons for the Suns turnaround: a **Charlie Scott** for **Paul Westphal** trade in the offseason, the drafting of **Alvan Adams** and **Ricky Sobers**, the acquisition of **Al Bianchi** as assistant coach, and the midseason trade that sent **John Shumate** to Buffalo and brought **Garfield Heard** to Phoenix.

Phoenix eliminated Seattle 4-2, then went on to upset the World Champion Golden State Warriors and Rick Barry, 4-3, to gain a berth in the NBA Finals against the fabled Boston Celtics, led by Dave Cowens and John Havlicek. The Suns lost the first two games in Boston, but came back to knot the series with a pair of victories in Phoenix.

Game 5 will no doubt go down in basketball history as one of the most exciting games ever played: A triple-overtime contest that eluded the Suns by a few precious seconds and cost them the World Championship. Boston won the series 4-2.

Alvan Adams was named the NBA Rookie of the Year and became only the 10th first-year player to be named to the midseason All-Star Game. General Manager **Jerry Colangelo** was named NBA Executive of the Year by *The Sporting News*.



FRONT ROW: Ricky Sobers, Phil Lumpkin, John Wetzel, Head Coach John MacLeod, Dick Van Arsdale, Paul Westphal, Pat Riley.
BACK ROW: Assistant Coach Al Bianchi, Gar Heard, Curtis Perry, Dennis Awtrey, Alvan Adams, Keith Erickson, Nate Hawthorne, Trainer Joe Proski.

TIME TORISE

DATE	OPPONENT	ATTEND.	SCORE	REC.	W/L	DATE	OPPONENT	ATTEND.	SCORE	REC.	W/L
10/25	@PORTLAND	11,274	89-88	1-0	W	1/23	HOUSTON	6,341	124-115	18-24	W
10/26	@SEATTLE	13,288	99-113	1-1	L	1/24	WASHINGTON	7,263	84-100	18-25	L
11/1	@KANSAS CITY	6,632	100-106	1-2	L	1/28	@LA LAKERS	11,735	118-121	18-26	L
11/4	@CHICAGO	5,216	96-80	2-2	W	1/29	MILWAUKEE	7,125	96-105	18-27	L
11/7	@PHILADELPHIA	9,549	99-103	2-3	L	1/31	PHILADELPHIA	8,314	119-105	19-27	W
11/8	@BUFFALO	10,253	105-110	2-4	L	2/6	GOLDEN STATE	7,187	118-111	20-27	W
11/11	NEW YORK	8,576	112-81	3-4	W	2/8	@SEATTLE	13,036	107-101	21-27	W
11/13	SEATTLE	5,016	106-103	4-4	W	2/11	DETROIT	5,718	123-94	22-27	W
11/14	@LA LAKERS	11,458	107-114	4-5	L	2/13	BOSTON	8,130	108-109	22-28	L
11/19	MILWAUKEE	5,582	94-96	4-6	L	2/14	NEW ORLEANS	6,539	112-93	23-28	W
11/21	HOUSTON	6,230	107-92	5-6	W	2/17	@CHICAGO	4,313	111-114	23-29	L
11/26	BUFFALO	8,157	107-106	6-6	W	2/18	@DETROIT	3,045	94-105	23-30	L
11/28	PORTLAND	7,769	110-101	7-6	W	2/20	@NEW ORLEANS	10,519	103-102	24-30	W
11/29	@GOLDEN STATE	12,787	100-112	7-7	L	2/21	@HOUSTON	6,043	110-108	25-30	W
12/2	GOLDEN STATE	5,179	115-98	8-7	W	2/24	KANSAS CITY	6,416	117-120	25-31	L
12/5	WASHINGTON	8,065	87-92	8-8	L	2/26	ATLANTA	5,820	115-97	26-31	W
12/7	CHICAGO	4,383	114-97	9-8	W	2/28	@WASHINGTON	9,245	89-92	26-32	L
12/9	@NEW ORLEANS	7,619	104-89	10-8	W	2/29	@DETROIT	6,143	109-98	27-32	W
12/10	@HOUSTON	5,358	105-91	11-8	W	3/3	CLEVELAND	4,523	108-92	28-32	W
12/11	PHILADELPHIA	6,310	106-110	11-9	L	3/5	CHICAGO	5,245	99-97	29-32	W
12/13	LA LAKERS	7,842	116-108	12-9	W	3/6	@PORTLAND	9,142	99-118	29-33	L
12/14	@PORTLAND	10,544	105-96	13-9	W	3/7	PORTLAND	5,039	106-84	30-33	W
12/17	MILWAUKEE	5,689	116-111	14-9	W	3/10	@PHILADELPHIA	10,061	108-125	30-34	L
12/19	CLEVELAND	6,809	124-128	14-10	L	3/11	@ATLANTA	4,134	104-99	31-34	W
12/21	NEW ORLEANS	6,853	107-120	14-11	L	3/13	@CLEVELAND	17,592	77-99	31-35	L
12/25	KANSAS CITY	11,114	122-111	15-11	W	3/14	@MILWAUKEE	10,938	108-106	32-35	W
12/26	BOSTON	11,842	106-112	15-12	L	3/16	@CHICAGO	3,392	87-120	32-36	L
12/28	@MILWAUKEE	10,838	85-88	15-13	L	3/18	DETROIT	5,687	106-100	33-36	W
12/30	@NEW YORK	16,064	88-114	15-14	L	3/20	LA LAKERS	9,123	106-93	34-36	W
1/1	@WASHINGTON	4,919	103-114	15-15	L	3/23	SEATTLE	7,589	104-97	35-36	W
1/3	@ATLANTA	5,803	100-89	16-15	W	3/25	ATLANTA	6,257	107-98	36-36	W
1/4	@KANSAS CITY	5,040	86-98	16-16	L	3/27	KANSAS CITY	9,386	117-100	37-36	W
1/7	GOLDEN STATE	6,696	110-114	16-17	L	3/28	@LA LAKERS	11,732	100-97	38-36	W
1/8	@GOLDEN STATE	9,807	113-129	16-18	L	3/30	@NEW YORK	13,494	113-97	39-36	W
1/9	SEATTLE	5,774	110-112	16-19	L	3/31	@BOSTON	8,200	102-122	39-37	L
1/11	NEW YORK	6,429	98-99	16-20	L	4/2	PORTLAND	10,424	106-103	40-37	W
1/15	BUFFALO	6,138	119-126	16-21	L	4/3	@PORTLAND	9,010	97-112	40-38	L
1/17	@CLEVELAND	8,082	85-105	16-22	L	4/4	@SEATTLE	14,096	89-117	40-39	L
1/18	@DETROIT	3,054	122-118	17-22	W	4/6	@GOLDEN STATE	11,809	106-111	40-40	L
1/20	@BUFFALO	8,478	103-112	17-23	L	4/8	LA LAKERS	13,036	113-98	41-40	W
1/21	@BOSTON	11,562	100-114	17-24	L	4/10	SEATTLE	9,577	121-95	42-40	W

*Overtime

75-76 Final Statistics

PLAYER	G	GS	MIN	3 PT			FTM-FTA	PCT	OR-DR	REB	AST	PF-DQ	STL	TO	BLK	PTS-AVG
				FGM-FGA	PCT	FGM-FGA										
WESTPHAL	82	79	2960	657-1329	.494	— — —	365-440	.830	74-185	259	440	218-3	210	—	38	1679-20.5
ADAMS	80	79	2656	629-1341	.469	— — —	261-355	.735	215-512	727	450	274-6	121	—	116	1519-19.0
PERRY	71	71	2353	386-776	.497	— — —	175-239	.732	197-487	684	182	269-5	84	—	66	947-13.3
VAN ARSDALE	58	54	1870	276-570	.484	— — —	195-235	.830	39-98	137	140	113-2	52	—	11	747-12.9
SHUMATE	43	11	930	186-338	.550	— — —	115-183	.628	61-179	240	62	76-1	44	—	16	487-11.3
HEARD(TOT)	86		2747	392-901	.435	— — —	158-248	.637	247-622	869	190	303-2	117	—	96	942-11.0
HEARD(PHX)	36	36	1220	185-409	.452	— — —	76-113	.673	109-249	358	64	120-2	51	—	41	446-12.4
ERICKSON	74	40	1850	305-649	.470	— — —	134-157	.854	106-226	332	185	196-4	79	—	6	744-10.1
SOBERS	78	29	1898	280-623	.449	— — —	158-192	.823	80-179	259	215	253-6	106	—	7	718-9.2
HAWTHORNE	79	1	1144	182-423	.430	— — —	115-170	.676	86-123	209	46	147-0	33	—	15	479-6.1
AWTREY	74	3	1376	142-304	.467	— — —	75-109	.688	93-200	293	159	153-1	21	—	22	359-4.9
RILEY(TOT)	62		813	117-301	.389	— — —	55-77	.714	16-34	50	57	112-0	22	—	6	289-4.7
RILEY(PHX)	60	6	790	112-288	.389	— — —	54-74	.730	15-32	47	57	107-0	21	—	5	278-4.6
SAUNDERS	17	0	146	28-64	.438	— — —	6-11	.545	11-26	37	13	23-0	5	—	1	62-3.6
BANTON	7	1	68	8-26	.308	— — —	5-5	1.00	7-16	23	3	13-1	2	—	2	21-3.0
LUMPKIN	34	0	370	22-65	.338	— — —	26-30	.867	7-16	23	48	26-0	15	—	0	70-2.1
WETZEL	37	0	249	22-46	.478	— — —	20-24	.833	8-30	38	19	30-0	9	—	3	64-1.7
SUNS	82		19680	3420-7251	.472	— — —	1780-2337	.762	1108-2558	3666	2083	2018-31	853	—	349	8620-105.1
OPPONENTS	82		19680	3444-7357	.468	— — —	1682-2265	.743	1143-2513	3656	1979	2163-41	912	—	336	8570-104.5

Season Review 76-77

RECORD

34-48

It could have been and should have been the best of times. With the addition of first-round draft pick **Ron Lee**, and **Tom** and **Dick Van Arsdale** playing together for the first time as pros, the Suns seemed certain to make another strong playoff run. Indeed, the Suns entered the year with the highest of expectations, but had to watch helplessly as injuries eventually claimed the entire starting frontline.

Gar Heard and **Curtis Perry** each missed nearly half the season and **Alvan Adams**, who was injured in the fourth game of the season, did not regain top form until February. The Suns had all players healthy and available for duty for only six games the entire season and finished 34-48, fifth in the Pacific Division.

Paul Westphal led the club in scoring (21.3) for the second-straight season and was named to the All-NBA First Team for the first time in his career. Lee was named to the All-Rookie Team and the Suns set a new home attendance mark, averaging more than 10,000 fans per game.

Westphal was voted to the starting unit of the West squad at the All-Star Game in Milwaukee, scored 20 points and nearly captured the game's MVP award. As a team, the Suns set a new assist record (2,100) breaking the record they set in 1975-76. At the conclusion of the season, both Van Arsdales retired from the NBA.

On November 19, 1976, future Hall of Famer **Connie Hawkins** became the first Suns player to have his uniform number retired (42).



FRONT ROW: Dale Schleuter, Dennis Awtrey, Gar Heard, Ronnie Lee, Butch Feher, Alvan Adams, Paul Westphal.

BACK ROW: Head Coach John MacLeod, Ricky Sobers, Dick Van Arsdale, Keith Erickson, Ira Terrell, Tom Van Arsdale, Assistant Coach Al Bianchi, Trainer Joe Proski.

TIME TORISE

DATE	OPPONENT	ATTEND.	SCORE	REC.	W/L	DATE	OPPONENT	ATTEND.	SCORE	REC.	W/L
10/22	@NEW ORLEANS	12,234	98-111	0-1	L	1/21	INDIANA	10,957	125-96	19-23	W
10/23	@HOUSTON	6,385	126-129	0-2	L	1/23	SEATTLE	13,274	98-88	20-23	W
10/27	@SAN ANTONIO	8,919	106-115	0-3	L	1/25	SAN ANTONIO	10,814	108-116	20-24	L
10/29	@CHICAGO	9,318	95-82	1-3	W	1/27	PHILADELPHIA	13,274	111-94	21-24	W
10/30	@DENVER	17,608	107-113	1-4	L	1/29	NEW ORLEANS	13,274	118-102	22-24	W
11/5	@SEATTLE	11,902	84-88	1-5	L	1/30	@PORTLAND	12,311	91-97	22-25	L
11/11	INDIANA	10,152	108-98	2-5	W	2/2	MILWAUKEE	7,364	130-113	23-25	W
11/13	CLEVELAND	8,671	90-103	2-6	L	2/4	GOLDEN STATE	12,849	106-109	23-26	L
11/17	MILWAUKEE	7,017	103-95	3-6	W	2/6	DENVER	11,826	115-104	24-26	W
11/18	@GOLDEN STATE	9,965	111-131	3-7	L	2/8	ATLANTA	7,495	117-104	25-26	W
11/19	NY NETS	8,506	88-90	3-8	L	2/10	WASHINGTON	11,352	103-109	25-27	L
11/21	CHICAGO	7,589	101-96	4-8	W	2/15	@KANSAS CITY	7,313	96-102	25-28	L
11/25	WASHINGTON	8,614	104-98	5-8	W	2/16	@INDIANA	9,553	93-111	25-29	L
11/27	SEATTLE	10,553	119-107	6-8	W	2/18	@PHILADELPHIA	16,660	102-96	26-29	W
11/30	@INDIANA	8,581	97-103	6-9	L	2/19	@CLEVELAND	17,882	88-92	26-30	L
12/1	@NY NETS	5,103	106-96	7-9	W	2/20	@DETROIT	7,233	107-109	26-31	L
12/3	PORTLAND	11,339	99-113	7-10	L	2/22	@BUFFALO	6,143	114-115	26-32	L
12/5	SAN ANTONIO	8,235	103-98	8-10	W	2/24	HOUSTON	9,835	106-109	26-33	L
12/8	HOUSTON	8,117	116-95	9-10	W	2/26	BOSTON	12,353	104-108	26-34	L
12/10	@BOSTON	12,878	107-103	10-10	W	3/2	CHICAGO	8,823	104-108*	26-35	L
12/11	@NY KNICKS	15,263	96-112	10-11	L	3/4	GOLDEN STATE	8,750	87-101	26-36	L
12/12	@ATLANTA	2,507	106-91	11-11	W	3/6	@WASHINGTON	14,189	110-118	26-37	L
12/14	@BUFFALO	7,132	99-108	11-12	L	3/8	@SAN ANTONIO	10,011	115-122	26-38	L
12/15	@PHILADELPHIA	11,363	87-97	11-13	L	3/9	@HOUSTON	6,421	100-105	26-39	L
12/17	@LA LAKERS	9,816	105-118	11-14	L	3/11	@NY NETS	6,730	73-82	26-40	L
12/18	KANSAS CITY	9,482	89-90	11-15	L	3/13	@BOSTON	14,859	107-124	26-41	L
12/23	BUFFALO	10,834	107-92	12-15	W	3/16	NY KNICKS	9,177	124-91	27-41	W
12/25	LA LAKERS	13,274	113-96	13-15	W	3/18	NEW ORLEANS	10,285	100-104	27-42	L
12/28	@DENVER	17,595	102-110	13-16	L	3/20	PORTLAND	7,174	126-106	28-42	W
12/29	BOSTON	13,274	97-87	14-16	W	3/24	BUFFALO	8,410	102-107	28-43	L
1/2	K.C. @OMAHA	4,226	88-89	14-17	L	3/25	@LA LAKERS	13,507	93-118	28-44	L
1/4	@MILWAUKEE	8,871	111-139	14-18	L	3/26	LA LAKERS	8,150	102-109	28-45	L
1/5	@DETROIT	6,249	115-118	14-19	L	3/27	@SEATTLE	14,096	121-100	29-45	W
1/7	@WASHINGTON	6,072	89-99	14-20	L	3/29	@MILWAUKEE	8,945	122-110	30-45	W
1/8	@NY KNICKS	18,589	95-102	14-21	L	3/30	@NEW ORLEANS	6,237	100-112	30-46	L
1/10	@ATLANTA	2,408	93-92	15-21	W	4/1	DETROIT	8,506	133-116	31-46	W
1/11	@CHICAGO	6,446	90-93	15-22	L	4/3	DENVER	7,501	109-124	31-47	L
1/13	DETROIT	13,274	131-101	16-22	W	4/5	ATLANTA	7,668	108-102	32-47	W
1/15	CLEVELAND	13,274	94-79	17-22	W	4/7	KANSAS CITY	8,462	121-110	33-47	W
1/19	NY KNICKS	13,035	97-90	18-22	W	4/8	@PORTLAND	12,536	111-122	33-48	L
1/20	@GOLDEN STATE	10,886	103-107	18-23	L	4/10	NY NETS	8,476	128-104	34-48	W

*Overtime

76-77 Final Statistics

PLAYER	G	GS	MIN	3PT			FTM-FTA	PCT	OR-DR	REB	AST	PF-DQ	STL	TO	BLK	PTS-AVG
				FGM-FGA	PCT	FGM-FGA										
WESTPHAL	81	79	2600	682-1317	.518	— — —	362-439	.825	57-133	190	459	171-1	134	—	21	1726-21.3
ADAMS	72	67	2275	522-1102	.474	— — —	252-334	.754	180-472	652	322	260-4	95	—	87	1296-18.0
SOBERS	79	48	2007	414-834	.496	— — —	243-289	.841	82-152	234	238	258-3	93	—	14	1071-13.6
PERRY	44	42	1390	179-414	.432	— — —	112-142	.789	149-246	395	79	163-3	49	—	28	470-10.7
LEE	82	34	1845	347-786	.441	— — —	142-210	.676	99-200	299	263	276-10	156	—	33	836-10.2
HEARD	46	35	1362	173-457	.379	— — —	100-138	.725	120-320	440	89	139-2	55	—	55	446-9.7
TERRELL	78	36	1747	277-545	.508	— — —	111-176	.631	99-288	387	103	165-0	41	—	47	665-8.5
DVAN ARSDALE	78	3	1537	227-498	.456	— — —	145-166	.873	31-86	117	120	94-0	35	—	5	599-7.7
ERICKSON	50	3	950	142-294	.483	— — —	37-50	.740	36-108	144	104	122-0	30	—	7	321-6.4
TVAN ARSDALE	77	28	1425	171-395	.433	— — —	102-145	.703	47-137	184	67	163-0	20	—	3	444-5.8
AWTREY	72	26	1757	160-373	.429	— — —	91-126	.722	111-245	356	182	170-1	23	—	31	411-5.7
FEHER	48	9	485	86-162	.531	— — —	76-99	.768	18-56	74	36	46-0	11	—	7	248-5.2
SCHLEUTER	39	0	335	26-72	.361	— — —	18-31	.581	30-50	80	38	62-0	8	—	8	70-1.8
SUNS	82	19	3705	3406-7249	.470	— — —	1791-2345	.764	1059-2493	3552	2100	2089-24	750	—	346	8603-104.9
OPPONENTS	82	19705	3320-7192	.462	— — —	— — —	1903-2525	.754	1180-2594	3774	1856	2325-39	897	—	440	8543-104.2

Season Review 77-78

RECORD

49-33

The Suns announced a blockbuster trade just before the opening of the season: **Ricky Sobers** to Indiana for **Don Buse**, an All-Star and the NBA leader in both assists and steals. With Buse and rookie **Walter Davis** in the starting lineup, the Suns bolted from the gate and were 19-11 by Christmas and 34-16 by the February All-Star break. They finished with a 49-33 record, fourth best in the league, but were second in the Pacific Division behind the formidable Portland Trail Blazers, led by Bill Walton.

It was a record year for the Suns in many ways. A franchise record was set for attendance (11,464 per game). On the court, the Suns set NBA records for team steals in a season (1,059) as well as tying the league mark for assists (2,338). Davis and **Paul Westphal** were among the league's top 10 scorers, both averaging better than 24 points per game; both were named All-NBA Second Team and both participated for the West at the All-Star Game in Atlanta.

At the All-Star break, the Suns lost **Curtis Perry** with back problems and went the rest of the season with five rookies on the roster, more than any other NBA club. In the opening round of the playoffs the Suns were upset in two-straight games by the Milwaukee Bucks.

Davis went on to become the league's Rookie of the Year, the second such distinction for a Suns' player since **Alvan Adams** won the award following 1975-76 season. Buse was named to the NBA All-Defensive Team while **Ron Lee** led the league with 2.7 steals per game.



FRONT ROW: Head Coach John MacLeod, Paul Westphal, Don Buse, Trainer Joe Proski (kneeling), Greg Griffin, Walter Davis, Mike Bratz, Assistant Coach Al Bianchi.

BACK ROW: Ronnie Lee, Curtis Perry, Alvan Adams, Dennis Awtrey, Bayard Forrest, Alvin Scott, Ira Terrell, Garfield Heard.

TIME TORISE

DATE	OPPONENT	ATTEND.	SCORE	REC.	W/L	DATE	OPPONENT	ATTEND.	SCORE	REC.	W/L
10/18	GOLDEN STATE	9,128	100-83	1-0	W	1/19	NEW YORK	10,935	134-114	28-14	W
10/23	@LA LAKERS	10,481	104-101	2-0	W	1/20	@GOLDEN STATE	13,237	104-119	28-15	L
10/25	SEATTLE	10,917	93-86	3-0	W	1/22	WASHINGTON	12,660	114-101	29-15	W
10/28	@NEW ORLEANS	10,342	107-114	3-1	L	1/25	HOUSTON	9,277	118-96	30-15	W
10/29	@ HOUSTON	8,557	112-125	3-2	L	1/27	PHILADELPHIA	12,660	110-101	31-15	W
10/31	SAN ANTONIO	10,030	143-145	3-3	L	1/29	NEW JERSEY	10,327	131-100	32-15	W
11/3	@SAN ANTONIO	8,394	110-89	4-3	W	1/31	K.C. @OMAHA	5,182	112-102	33-15	W
11/4	@WASHINGTON	8,742	96-113	4-4	L	2/1	@DETROIT	5,143	120-127	33-16	L
11/5	@CHICAGO	13,424	94-111	4-5	L	2/3	MILWAUKEE	12,660	115-105	34-16	W
11/10	NEW ORLEANS	10,297	127-111	5-5	W	2/9	ATLANTA	9,877	125-98	35-16	W
11/13	INDIANA	12,550	116-107	6-5	W	2/12	WASHINGTON	12,467	121-109	36-16	W
11/18	CHICAGO	12,543	103-101	7-5	W	2/14	@PORTLAND	12,666	100-113	36-17	L
11/20	SAN ANTONIO	9,677	134-112	8-5	W	2/16	BOSTON	12,660	95-98	36-18	L
11/22	LA LAKERS	10,130	118-107	9-5	W	2/17	@GOLDEN STATE	13,185	92-111	36-19	L
11/24	@CLEVELAND	15,445	82-97	9-6	L	2/18	INDIANA	12,660	114-101	37-19	W
11/25	@INDIANA	15,448	118-110	10-6	W	2/21	@BUFFALO	4,409	114-111	38-19	W
11/27	DENVER	10,658	115-97	11-6	W	2/22	ATL. @CHARLOTTE	5,843	95-107	38-20	L
11/29	@PORTLAND	12,666	96-108	11-7	L	2/24	@WASHINGTON	12,432	120-121*	38-21	L
12/2	PORTLAND	12,660	103-106	11-8	L	2/25	@NEW YORK	17,197	115-122	38-22	L
12/4	ATLANTA	9,577	89-96	11-9	L	2/28	@CHICAGO	14,713	115-126	38-23	L
12/6	@KANSAS CITY	5,976	103-92	12-9	W	3/1	DETROIT	10,161	102-115	38-24	L
12/7	@DETROIT	3,588	113-107*	13-9	W	3/3	MILWAUKEE	11,139	132-126	39-24	W
12/10	HOUSTON	8,761	110-93	14-9	W	3/5	PHILADELPHIA	12,145	92-104	39-25	L
12/14	BUFFALO	10,597	113-103	15-9	W	3/7	@DENVER	17,428	126-112	40-25	W
12/16	@NEW ORLEANS	8,172	126-113	16-9	W	3/9	CHICAGO	11,748	112-103	41-25	W
12/17	@HOUSTON	8,134	101-97	17-9	W	3/11	LA LAKERS	12,660	120-114	42-25	W
12/18	@ATLANTA	8,062	129-134**	17-10	L	3/12	@LA LAKERS	17,505	112-128	42-26	L
12/20	NEW YORK	13,548	110-99	18-10	W	3/14	@MILWAUKEE	10,938	106-121	42-27	L
12/21	@PHILADELPHIA	14,671	119-125	18-11	L	3/15	@NEW JERSEY	4,260	98-117	42-28	L
12/23	BOSTON	12,660	129-110	19-11	W	3/17	@BOSTON	15,276	108-115	42-29	L
12/26	@DENVER	17,297	108-127	19-12	L	3/19	@CLEVELAND	15,622	123-112	43-29	W
12/27	SEATTLE	12,543	131-105	20-12	W	3/21	@INDIANA	10,633	115-119	43-30	L
12/29	KANSAS CITY	12,660	110-104	21-12	W	3/23	NEW YORK	12,660	120-108	44-30	W
12/30	@SEATTLE	14,098	110-121	21-13	L	3/25	BUFFALO	11,642	112-106	45-30	W
1/3	@MILWAUKEE	8,571	125-103	22-13	W	3/29	PORTLAND	12,660	127-94	46-30	W
1/4	@NEW JERSEY	4,067	83-115	22-14	L	3/31	KANSAS CITY	10,590	136-112	47-30	W
1/5	BOS. @HARTFORD	10,019	121-111	23-14	W	4/2	GOLDEN STATE	11,040	105-99	48-30	W
1/7	@BUFFALO	7,029	107-97	24-14	W	4/4	@SAN ANTONIO	9,112	119-125	48-31	L
1/11	NEW ORLEANS	12,660	142-99	25-14	W	4/6	DENVER	12,660	105-111	48-32	L
1/13	DETROIT	12,660	111-100	26-14	W	4/7	@SEATTLE	14,098	83-95	48-33	L
1/15	CLEVELAND	11,787	113-104	27-14	W	4/10	NEW JERSEY	12,226	120-109	49-33	W

*Overtime

77-78 Final Statistics

PLAYER	G	GS	MIN	3 PT			FTM-FTA	PCT	OR-DR	REB	AST	PF-QD	STL	TO	BLK	PTS-AVG
				FGM-FGA	PCT	FGM-FGA										
WESTPHAL	80	80	2480	809-1568	.516	— — —	396-487	.813	41-123	164	437	162-0	138	280	31	2014-25.2
DAVIS	81	81	2592	786-1494	.526	— — —	387-466	.830	158-326	484	273	242-2	113	283	20	1959-24.2
ADAMS	70	49	1911	434-895	.485	— — —	214-293	.730	158-407	565	225	242-8	86	234	63	1082-15.5
LEE	82	2	1927	417-950	.439	— — —	170-228	.746	95-159	254	305	257-3	225	221	17	1004-12.2
BUSE	82	82	2550	287-626	.458	— — —	112-136	.824	59-190	249	391	144-0	185	124	14	686-8.4
HEARD	80	73	2096	265-625	.424	— — —	90-147	.612	166-486	652	132	213-0	129	120	101	620-7.8
SCOTT	81	5	1539	180-369	.488	— — —	132-191	.691	135-222	357	88	158-0	52	85	40	492-6.1
PERRY	45	4	819	110-243	.453	— — —	51-65	.785	87-163	250	48	120-2	34	63	22	271-6.0
BRATZ	80	0	936	159-395	.403	— — —	56-68	.824	42-73	115	123	104-1	39	89	5	374-4.7
FORREST	64	0	890	111-238	.466	— — —	49-103	.476	84-166	250	129	105-0	23	84	34	271-4.2
GRIFFIN	36	0	421	61-169	.361	— — —	23-36	.639	44-59	103	24	56-0	16	39	0	145-4.0
AWTREY	81	34	1620	112-264	.424	— — —	69-109	.633	97-205	302	163	153-0	19	127	25	293-3.6
SUNS	82		19680	3731-7836	.476	— — —	1749-2329	.751	1166-2579	3745	2338	1956-161059	1766	372	9211	112.3
OPPONENTS	82		19680	3578-7622	.469	— — —	1749-2319	.754	1202-2743	3945	1988	2178-41	937	1969	372	8905-108.6

Season Review 78-79

RECORD

50-32

Phoenix opened the regular season with the same starting lineup that began the 1977-78 season: **Walter Davis** and **Gar Heard** at forward, **Alvan Adams** at center, with **Paul Westphal** and **Don Buse** at guard. The Suns won five of their first six games and were 24-14 by January 1. By the All-Star break, the Suns were 32-20. For the third-straight year, Westphal was an All-Star starter, and Davis made it for the second-straight year.

On January 12, 1979, the Suns obtained **Leonard "Truck" Robinson** from the New Orleans Jazz in exchange for **Ron Lee**, **Marty Byrnes**, first-round picks in 1979 and 1980 and undisclosed cash. With an emotional overtime win over Seattle at Phoenix on March 30, the Suns qualified for the playoffs for the second year in a row and the fourth time in their 11 NBA seasons.

The regular season ended in spectacular fashion with the Suns capturing a record 50th win in the season's 80th game.

Phoenix led the NBA in steals with 915 (11.2 per game). Westphal was named All-NBA First Team, Davis was named to the second team. Buse was again named to the All-Defensive First Team. In the playoffs, the Suns got by Portland (2-1) and thrashed Kansas City (4-1), but lost to eventual World Champion Seattle SuperSonics, 4-3, in a hard-fought Western Conference Finals series.



FRONT ROW: Head Coach John MacLeod, Paul Westphal, Ted McClain, Trainer Joe Proski (kneeling), Don Buse, Mike Bratz, Assistant Coach Al Bianchi.

BACK ROW: Leonard Robinson, Alvin Scott, Alvan Adams, Bayard Forrest, Walter Davis, Joel Kramer, Garfield Heard.

TIME TORISE

DATE	OPPONENT	ATTEND.	SCORE	REC.	W/L	DATE	OPPONENT	ATTEND.	SCORE	REC.	W/L
10/13	SAN DIEGO	11,217	128-114	1-0	W	1/7	@NEW JERSEY	3,439	112-117	26-16	L
10/15	GOLDEN STATE	9,750	129-110	2-0	W	1/11	SEATTLE	12,660	106-109	26-17	L
10/17	SAN ANTONIO	8,755	107-110	2-1	L	1/13	INDIANA	12,660	99-102	26-18	L
10/18	@GOLDEN STATE	7,139	122-112	3-1	W	1/17	@MILWAUKEE	10,661	118-123	26-19	L
10/22	@PORTLAND	12,666	124-116	4-1	W	1/18	@DETROIT	5,839	97-87	27-19	W
10/24	MILWAUKEE	11,728	124-116	5-1	W	1/20	HOUSTON	12,660	116-97	28-19	W
10/25	@DENVER	14,448	104-108	5-2	L	1/24	PHILADELPHIA	12,660	101-94	29-19	W
10/27	@CHICAGO	7,807	115-110*	6-2	W	1/26	NEW YORK	11,813	108-107	30-19	W
10/28	@KANSAS CITY	9,534	102-112	6-3	L	1/28	NEW JERSEY	12,357	114-117	30-20	L
10/31	NEW YORK	11,197	120-108	7-3	W	1/31	MILWAUKEE	11,736	123-118	31-20	W
11/2	@NEW ORLEANS	6,943	106-99	8-3	W	2/2	SAN ANTONIO	12,660	133-108	32-20	W
11/4	@HOUSTON	9,163	103-110	8-4	L	2/6	@PORTLAND	12,666	93-110	32-21	L
11/8	CLEVELAND	9,311	118-96	9-4	W	2/9	ATLANTA	11,928	102-105	32-22	L
11/10	DENVER	10,277	132-150	9-5	L	2/11	CLEVELAND	10,972	136-101	33-22	W
11/12	NEW ORLEANS	9,158	128-122	10-5	W	2/15	WASHINGTON	12,660	119-108	34-22	W
11/15	@SAN ANTONIO	10,489	125-119	11-5	W	2/16	SEATTLE	23,103	104-119	34-23	L
11/17	@PHILADELPHIA	11,513	94-95	11-6	L	2/17	NEW ORLEANS	12,660	136-112	35-23	W
11/18	@DETROIT	10,789	119-105	12-6	W	2/20	@NEW YORK	10,921	117-107	36-23	W
11/21	@CLEVELAND	6,524	110-108	13-6	W	2/21	@NEW JERSEY	3,812	112-123	36-24	L
11/22	@INDIANA	9,432	115-110	14-6	W	2/23	@KANSAS CITY	10,768	112-121	36-25	L
11/24	HOUSTON	12,660	120-113	15-6	W	2/24	@ATLANTA	12,281	85-110	36-26	L
11/26	CHICAGO	10,921	125-109	16-6	W	2/28	INDIANA	10,735	103-102	37-26	W
11/28	@CHICAGO	7,826	112-124	16-7	L	3/2	DENVER	11,835	105-119	37-27	L
11/30	DETROIT	9,633	119-109	17-7	W	3/4	PHILADELPHIA	10,722	119-94	38-27	W
12/1	@LA LAKERS	10,529	122-130	17-8	L	3/8	CHICAGO	10,126	132-117	39-27	W
12/2	GOLDEN STATE	9,167	108-116	17-9	L	3/11	@INDIANA	14,173	111-112	39-28	L
12/6	ATLANTA	10,345	136-109	18-9	W	3/13	@CLEVELAND	7,690	124-120	40-28	W
12/8	@BOSTON	11,762	124-104	19-9	W	3/14	@BOSTON	10,308	126-117	41-28	W
12/9	@WASHINGTON	17,438	98-101	19-10	L	3/16	@SAN ANTONIO	14,864	128-122	42-28	W
12/12	@MILWAUKEE	10,938	114-120	19-11	L	3/17	@HOUSTON	12,557	122-134	42-29	L
12/16	LA LAKERS	11,327	119-100	20-11	W	3/18	@NEW ORLEANS	5,108	117-121	42-30	L
12/17	@SAN DIEGO	6,068	110-116	20-12	L	3/21	BOSTON	11,568	134-113	43-30	W
12/20	WASHINGTON	9,789	129-137	20-13	L	3/23	KANSAS CITY	12,660	126-107	44-30	W
12/22	KANSAS CITY	10,533	123-103	21-13	W	3/25	@GOLDEN STATE	10,651	111-95	45-30	W
12/26	@DENVER	16,325	106-102	22-13	W	3/28	LA LAKERS	11,805	112-106	46-30	W
12/28	PORTLAND	12,510	129-127*	23-13	W	3/30	SEATTLE	12,660	113-111*	47-30	W
12/29	@SEATTLE	20,565	92-119	23-14	L	4/1	DETROIT	10,550	116-105	48-30	W
12/30	BOSTON	12,660	112-109	24-14	W	4/4	PORTLAND	11,305	106-95	49-30	W
1/2	@NEW YORK	11,266	114-102	25-14	W	4/6	SAN DIEGO	12,660	118-117	50-30	W
1/5	@WASHINGTON	14,929	94-104	25-15	L	4/7	@SAN DIEGO	11,614	116-120	50-31	L
1/6	@PHILADELPHIA	16,109	143-139	26-15	W	4/8	@LA LAKERS	11,973	103-111	50-32	L

*Overtime

78-79 Final Statistics

PLAYER	G	GS	MIN	3 PT			FTM-FTA	PCT	OR-DR	REB	AST	PF-DD	STL	TO	BLK	PTS-AVG
				FGM-FGA	PCT	FGM-FGA										
WESTPHAL	81	81	2641	801-1496	.535	— — —	339-405	.837	35-124	159	529	159-1	111	232	26	1941-24.0
DAVIS	79	78	2433	764-1362	.561	— — —	340-409	.831	111-262	373	339	250-5	147	293	26	1868-23.6
ADAMS	77	74	2364	569-1073	.530	— — —	231-289	.799	220-485	705	360	246-4	110	279	63	1369-17.8
ROBINSON(TOT)	69	63	2539	566-1152	.491	— — —	324-462	.701	195-607	802	113	206-2	46	233	75	1456-21.1
ROBINSON(PHX)	26	20	757	169-333	.508	— — —	79-123	.642	56-169	225	39	76-1	17	90	12	417-16.0
LEE	43	1	946	173-383	.452	— — —	74-104	.712	42-71	113	132	138-2	69	116	4	420-9.8
BRATZ	77	0	1294	242-533	.454	— — —	139-170	.818	55-86	141	179	151-0	64	135	7	623-8.1
BUSE	82	82	2542	285-576	.495	— — —	70-91	.769	44-173	217	356	149-0	156	96	18	640-7.8
BYRNES	43	0	735	109-223	.489	— — —	73-100	.730	49-48	97	61	69-0	15	79	2	291-6.8
SCOTT	81	28	1733	212-396	.535	— — —	120-168	.714	104-256	360	126	139-2	80	99	62	544-6.7
HEARD	63	37	1216	162-367	.441	— — —	71-103	.689	98-253	351	60	141-1	53	60	57	395-6.3
KRAMER	82	1	1402	181-370	.489	— — —	125-176	.710	134-203	337	92	224-2	45	98	23	487-5.9
MCCLAINE	36	0	464	62-132	.470	— — —	42-46	.913	25-44	69	60	51-0	19	54	0	166-4.6
FORREST	75	8	1245	118-272	.434	— — —	62-115	.539	110-205	315	167	151-1	29	107	37	298-4.0
SUNS	82		19680	3847-7516	.512	— — —	1765-2299	.768	1083-2379	3462	2500	1944-19	915	1760	337	9459-115.4
OPPONENTS	82		19680	3775-7626	.495	— — —	1606-2127	.755	1238-2424	3662	2091	2144-33	890	1841	402	9156-111.7

Season Review 79-80

RECORD**55-27**

Phoenix opened the regular season on October 12 with a starting lineup of **Walter Davis** and **Truck Robinson** at forward, **Alvan Adams** at center and **Don Buse** and **Paul Westphal** at guard. The Suns were the only team in the NBA with five former All-Star participants as starters. By the All-Star break, Phoenix was 35-19.

On February 15, the Suns obtained center **Rich Kelley** from the New Jersey Nets in exchange for a second-round draft pick in 1983, a first-round pick in 1982 and cash. The Suns chased Seattle and the L.A. Lakers for the Pacific Division lead for virtually the entire 82-game schedule, moving into a tie for the lead in late November and early December. For the majority of the season, the Suns were locked in third place in the Pacific.

For the second season in a row Buse, Adams, Davis and Westphal all finished with over 300 assists, the only time in NBA history that four players on the same team had accomplished the feat. Davis and Westphal played in the NBA All-Star Game in Washington. Westphal and Davis were named to the All-NBA First Team and Second Teams, respectively. In the playoffs, the Suns defeated Kansas City, 2-1, then lost to the L.A. Lakers, 4-1.

In the winter of 1980, the **Phoenix Suns Gorilla** arrived on the scene in the form of an Eastern Onion singing telegram messenger. He was invited back, and has "hung" around ever since.



FRONT ROW: Assistant Coach John Wetzel, Don Buse, Paul Westphal, Trainer Joe Proski (kneeling), Head Coach John MacLeod, Johnny High, Mike Bratz, Assistant Coach Al Bianchi.

BACK ROW: Walter Davis, Alvin Scott, Leonard Robinson, Alvan Adams, Bayard Forrest, Jeff Cook, Joel Kramer, Gar Heard.

TIME TORISE

DATE	OPPONENT	ATTEND.	SCORE	REC.	W/L	DATE	OPPONENT	ATTEND.	SCORE	REC.	W/L
10/12	GOLDEN STATE	11,785	97-89	1-0	W	1/5	@HOUSTON	9,122	110-111	26-16	L
10/14	CHICAGO	10,039	112-102	2-0	W	1/9	GOLDEN STATE	11,706	113-100	27-16	W
10/16	SEATTLE	10,253	102-86	3-0	W	1/12	@GOLDEN STATE	9,547	96-107	27-17	L
10/19	@MILWAUKEE	10,938	94-95	3-1	L	1/13	UTAH	10,725	106-103	28-17	W
10/20	@CHICAGO	12,117	104-116	3-2	L	1/15	@DENVER	13,057	107-99	29-17	W
10/21	@KANSAS CITY	6,648	85-122	3-3	L	1/16	@UTAH	6,588	115-108	30-17	W
10/23	MILWAUKEE	10,538	108-114	3-4	L	1/17	ATLANTA	12,660	101-99	31-17	W
10/24	@GOLDEN STATE	6,296	110-108*	4-4	W	1/19	SAN DIEGO	12,660	137-123	32-17	W
10/26	@SEATTLE	18,514	92-86	5-4	W	1/23	NEW YORK	11,504	109-119	32-18	L
10/28	@PORTLAND	12,666	89-88	6-4	W	1/25	MILWAUKEE	12,660	110-96	33-18	W
10/30	SAN ANTONIO	11,489	142-109	7-4	W	1/27	PHILADELPHIA	12,660	125-118	34-18	W
11/2	@LA LAKERS	14,344	110-112	7-5	L	1/29	@SAN DIEGO	11,428	121-133	34-19	L
11/6	@UTAH	6,197	120-107	8-5	W	1/30	DENVER	11,069	122-114	35-19	W
11/7	SAN DIEGO	11,097	102-114	8-6	L	2/6	KANSAS CITY	12,310	97-95	36-19	W
11/9	CLEVELAND	10,911	110-106	9-6	W	2/8	@CHICAGO	10,403	113-109	37-19	W
11/11	DENVER	11,118	116-91	10-6	W	2/10	@MILWAUKEE	10,938	107-109	37-20	L
11/14	INDIANA	9,762	104-100	11-6	W	2/13	BOSTON	12,660	135-134	38-20	W
11/16	PORTLAND	11,464	98-97	12-6	W	2/15	WASHINGTON	12,660	116-104	39-20	W
11/18	GOLDEN STATE	10,409	95-99	12-7	L	2/17	NEW JERSEY	12,466	128-98	40-20	W
11/20	@SAN DIEGO	6,992	110-117	12-8	L	2/19	@CLEVELAND	5,739	109-128	40-21	L
11/21	KANSAS CITY	10,704	128-120	13-8	W	2/21	@DETROIT	5,317	125-116	41-21	W
11/23	LA LAKERS	12,660	126-112	14-8	W	2/22	@ATLANTA	13,150	104-111	41-22	L
11/24	@DENVER	13,664	115-101	15-8	W	2/24	@INDIANA	9,174	113-105	42-22	W
11/25	@PORTLAND	12,666	87-86	16-8	W	2/26	@DENVER	11,149	112-121	42-23	L
11/28	@SEATTLE	28,248	116-127	16-9	L	2/27	MILWAUKEE	11,683	110-119*	42-24	L
12/1	CHICAGO	12,660	99-86	17-9	W	2/28	@UTAH	6,903	111-101	43-24	W
12/4	@NEW YORK	11,042	114-118	17-10	L	3/2	LA LAKERS	12,660	123-115	44-24	W
12/5	@NEW JERSEY	5,162	100-115	17-11	L	3/5	SEATTLE	12,660	127-111	45-24	W
12/7	@BOSTON	15,320	92-100	17-12	L	3/7	UTAH	12,245	110-94	46-24	W
12/8	@PHILADELPHIA	12,051	96-117	17-13	L	3/9	CHICAGO	11,210	113-103*	47-24	W
12/11	@WASHINGTON	8,216	123-99	18-13	W	3/12	@GOLDEN STATE	6,936	122-113	48-24	W
12/13	HOUSTON	11,841	121-113	19-13	W	3/15	@SAN DIEGO	10,635	109-120	48-25	L
12/15	DETROIT	11,844	126-105	20-13	W	3/16	@LA LAKERS	16,587	106-128	48-26	L
12/19	UTAH	10,501	117-99	21-13	W	3/18	@KANSAS CITY	11,448	112-109	49-26	W
12/21	@CHICAGO	5,706	127-117	22-13	W	3/19	LA LAKERS	12,660	112-108	50-26	W
12/22	@KANSAS CITY	8,868	115-111	23-13	W	3/21	@PORTLAND	12,666	111-100	51-26	W
12/23	@MILWAUKEE	10,938	106-103	24-13	W	3/23	DENVER	11,705	118-102	52-26	W
12/26	PORTLAND	12,660	119-99	25-13	W	3/25	@SEATTLE	34,152	95-104	52-27	L
12/28	KANSAS CITY	12,660	118-112	26-13	W	3/26	SEATTLE	12,660	109-99	53-27	W
12/30	@LA LAKERS	15,544	105-113	26-14	L	3/28	PORTLAND	12,224	114-100	54-27	W
1/2	@SAN ANTONIO	8,276	109-118	26-15	L	3/30	SAN DIEGO	10,807	122-104	55-27	W

*Overtime

79-80 Final Statistics

PLAYER	G	GS	MIN	3PT			FTM-FTA	PCT	OR-DR	REB	AST	PF-DQ	STL	TO	BLK	PTS-AVG	
				FGM-FGA	PCT	FGM-FGA											
WESTPHAL	82	82	2665	692-1317	.525	26-93	.280	382-443	.862	46-141	187	416	162-0	119	207	35	1792-21.9
DAVIS	75	73	2310	657-1166	.563	0-4	.000	299-365	.819	75-197	272	337	202-2	114	242	19	1613-21.5
ROBINSON	82	82	2706	545-1064	.512	0-0	—	325-487	.667	213-557	770	142	262-2	58	251	59	1415-17.3
ADAMS	75	64	2168	465-875	.531	0-2	.000	188-236	.797	158-451	609	322	237-4	108	218	55	1118-14.9
KELLEY(TOT)	80	25	1840	229-484	.473	0-3	.000	244-310	.787	200-315	515	178	273-5	78	198	96	702-8.8
KELLEY(PHX)	23	0	373	43-85	.506	0-0	—	47-60	.783	44-74	118	50	58-0	28	46	17	133-5.8
BRATZ	82	1	1591	269-687	.392	21-86	.244	141-162	.870	50-117	167	223	165-0	93	135	9	700-8.5
BUSE	81	81	2503	261-589	.443	19-79	.241	85-128	.664	70-163	233	320	111-0	132	91	10	626-7.7
COOK	66	14	904	129-275	.469	0-3	.000	104-129	.806	90-151	241	84	102-0	28	71	18	362-5.5
HIGH	82	0	1123	144-323	.446	1-7	.143	120-178	.674	69-104	173	119	172-1	71	123	15	409-5.0
HEARD	82	5	1402	171-410	.417	0-2	.000	64-86	.744	118-262	380	97	177-0	84	88	49	406-5.0
SCOTT	79	4	1304	127-301	.422	1-3	.333	95-122	.779	89-139	228	98	101-0	47	92	53	350-4.4
KRAMER	54	4	713	67-143	.469	0-1	.000	56-70	.800	49-102	151	75	104-0	26	51	5	190-3.5
SUNS	82		19755	3570-7235	.493	68-280	.243	1906-2466	.773	1071-2458	3529	2283	1853-9	908	1629	344	9114-111.1
OPPONENTS	82		19755	3563-7480	.476	100-297	.337	1593-2119	.752	1216-2447	3663	2026	2051-32	882	1663	389	8819-107.5

Season Review 80-81

RECORD

57-25

When the Suns opened the season, questions surrounded newcomer **Dennis Johnson**, who had come to the Suns in a controversial deal that sent **Paul Westphal** to Seattle. There also were doubts about the Suns ability to adjust to the move of All-Star forward **Walter Davis** to the backcourt and the addition of **Jeff Cook** into the starting lineup at forward. The Suns responded with one of their most successful seasons ever, finishing with a then club-record 57 wins en route to their first division title and the best record in the Western Conference. Phoenix was out of first place for only two days.

The Suns' 36-5 home record tied their 1979-80 mark as the best in the club's history and their 21-20 record on the road was the first-ever winning road record. The Suns did not lose more than two games in a row all season.

The Suns played their 1,000th game on November 12, 1980, a 130-127 win over the visiting San Antonio Spurs.

The All-Star Game in Cleveland had a distinctive Phoenix flavor with **John MacLeod** and the Suns coaching staff at the helm of the West squad. Davis was voted to a starting forward position by the fans and Johnson and **Truck Robinson** were named to the team by a vote of Western Conference coaches.

In the playoffs, the Suns were surprised by a gritty Kansas City Kings club, led by former Suns' coach **Cotton Fitzsimmons**, that took the Western Conference Semifinals 4-3. At season's end, Johnson was named to the All-NBA First Team and All-Defensive First Team. Suns General Manager **Jerry Colangelo** was named NBA Executive of the Year for the second time by *The Sporting News*.



FRONT ROW: Assistant Coach Al Bianchi, Kyle Macy, Dennis Johnson, Head Coach John MacLeod, Trainer Joe Proski (kneeling), Don Buse, Johnny High, Assistant Coach John Wetzel.

BACK ROW: Walter Davis, Leonard Robinson, Joel Kramer, Jeff Cook, Rich Kelley, Alvan Adams, Alvin Scott, Mike Niles.

TIME TORISE

DATE	OPPONENT	ATTEND.	SCORE	REC.	W/L	DATE	OPPONENT	ATTEND.	SCORE	REC.	W/L
10/10	GOLDEN STATE	11,590	121-101	1-0	W	1/2	@DENVER	10,514	133-132	33-9	W
10/12	KANSAS CITY	10,131	109-100	2-0	W	1/6	@ATLANTA	7,496	113-106	34-9	W
10/15	@UTAH	6,300	107-93	3-0	W	1/7	@BOSTON	15,320	90-108	34-10	L
10/17	@LA LAKERS	10,411	109-116	3-1	L	1/9	@NEW JERSEY	8,305	112-95	35-10	W
10/19	@SAN DIEGO	4,022	102-84	4-1	W	1/11	@MILWAUKEE	11,052	109-123	35-11	L
10/21	DALLAS	10,507	111-99	5-1	W	1/13	SEATTLE	12,506	104-99	36-11	W
10/24	@DENVER	8,357	117-94	6-1	W	1/14	DENVER	11,330	128-102	37-11	W
10/25	@SEATTLE	16,715	100-75	7-1	W	1/16	HOUSTON	11,396	92-89	38-11	W
10/29	SAN DIEGO	11,174	105-89	8-1	W	1/18	ATLANTA	12,121	120-86	39-11	W
10/31	@DETROIT	3,619	103-98*	9-1	W	1/20	@SAN ANTONIO	11,883	112-119*	39-12	L
11/1	@KANSAS CITY	7,792	127-100	10-1	W	1/21	@HOUSTON	8,325	100-106	39-13	L
11/4	INDIANA	12,018	109-108	11-1	W	1/23	MILWAUKEE	12,660	131-122	40-13	W
11/5	@SAN ANTONIO	12,358	84-114	11-2	L	1/25	@PHILADELPHIA	14,893	93-98	40-14	L
11/8	@HOUSTON	8,208	116-115	12-2	W	1/26	@NEW YORK	14,950	99-94	41-14	W
11/11	@SAN DIEGO	4,727	109-107	13-2	W	1/28	@WASHINGTON	9,347	98-108	41-15	L
11/12	SAN ANTONIO	12,660	130-127	14-2	W	1/29	@CLEVELAND	5,489	111-115	41-16	L
11/15	@GOLDEN STATE	13,237	108-119	14-3	L	2/4	UTAH	11,571	114-89	42-16	W
11/16	PORTLAND	11,125	119-107	15-3	W	2/6	HOUSTON	12,090	112-99	43-16	W
11/18	@DALLAS	6,015	102-91	16-3	W	2/8	WASHINGTON	12,396	113-107*	44-16	W
11/20	LA LAKERS	12,660	102-99	17-3	W	2/10	@SAN DIEGO	8,798	107-93	45-16	W
11/21	@LA LAKERS	14,164	88-116	17-4	L	2/11	DALLAS	10,357	119-97	46-16	W
11/23	DENVER	11,151	131-113	18-4	W	2/13	SAN DIEGO	10,826	110-94	47-16	W
11/26	SEATTLE	11,769	113-103	19-4	W	2/15	NEW YORK	12,660	101-115	47-17	L
11/28	CHICAGO	12,660	102-101	20-4	W	2/17	GOLDEN STATE	11,433	118-109	48-17	W
11/29	@GOLDEN STATE	10,981	113-108	21-4	W	2/19	@DENVER	15,252	126-127	48-18	L
11/30	HOUSTON	11,163	117-114	22-4	W	2/20	@SEATTLE	21,407	111-112	48-19	L
12/2	@SAN ANTONIO	9,112	122-107	23-4	W	2/22	PHILADELPHIA	12,660	116-110	49-19	W
12/3	@KANSAS CITY	7,719	100-103	23-5	L	2/27	@PORTLAND	12,666	117-121	49-20	L
12/5	NEW JERSEY	11,876	88-90	23-6	L	3/1	@LA LAKERS	17,505	101-96	50-20	W
12/7	GOLDEN STATE	11,449	106-88	24-6	W	3/4	CLEVELAND	12,660	126-106	51-20	W
12/9	@CHICAGO	8,245	123-108	25-6	W	3/5	@UTAH	5,804	112-100	52-20	W
12/10	@INDIANA	9,140	90-102	25-7	L	3/6	PORTLAND	12,660	128-107	53-20	W
12/14	PORTLAND	10,180	110-116	25-8	L	3/8	@KANSAS CITY	8,260	68-105	53-21	L
12/17	DALLAS	10,247	115-102	26-8	W	3/10	@DALLAS	6,469	103-107	53-22	L
12/19	UTAH	10,813	108-90	27-8	W	3/18	LA LAKERS	12,660	126-114	54-22	W
12/21	@PORTLAND	12,666	111-100	28-8	W	3/21	@GOLDEN STATE	12,478	105-114	54-23	L
12/22	@SEATTLE	16,847	109-98	29-8	W	3/22	SEATTLE	11,657	107-91	55-23	W
12/23	DETROIT	11,225	113-104	30-8	W	3/24	@PORTLAND	12,666	111-120	55-24	L
12/25	SAN ANTONIO	12,660	131-111	31-8	W	3/25	KANSAS CITY	12,660	101-110	55-25	L
12/27	LA LAKERS	12,660	116-106	32-8	W	3/27	SAN DIEGO	12,660	124-100	56-25	W
12/30	BOSTON	12,660	97-116	32-9	L	3/29	UTAH	11,352	105-90	57-25	W

*Overtime

80-81 Final Statistics

PLAYER	G	GS	MIN	3 PT										TO	BLK	PTS-AVG	
				FGM-FGA	PCT	FGM-FGA	PCT	FTM-FTA	PCT	OR-DR	REB	AST	PF-DQ				STL
ROBINSON	82	82	3088	647-1280	.505	0-0	—	249-396	.629	216-573	789	206	220-1	68	250	38	1543-18.8
JOHNSON	79	77	2615	532-1220	.436	11-51	.216	411-501	.820	160-203	363	291	244-2	136	208	61	1486-18.8
DAVIS	78	77	2182	593-1101	.539	7-17	.412	209-250	.836	63-137	200	302	192-3	97	222	12	1402-18.0
ADAMS	75	69	2054	458-870	.526	0-0	—	199-259	.768	157-389	546	344	226-2	106	226	69	1115-14.9
COOK	79	77	2192	286-616	.464	0-5	.000	100-155	.645	170-297	467	201	236-3	82	146	54	672-8.5
HIGH	81	10	1750	246-576	.427	2-24	.083	183-264	.693	89-139	228	202	251-2	129	188	26	677-8.4
MACY	82	0	1469	272-532	.511	12-51	.235	107-119	.899	44-88	132	160	120-0	76	95	5	663-8.1
KELLEY	81	13	1686	196-387	.506	0-2	.000	175-231	.758	131-310	441	282	210-0	79	209	63	567-7.0
SCOTT	82	5	1423	173-348	.497	1-6	.167	97-127	.764	101-167	268	114	124-0	60	77	70	444-5.4
KRAMER	82	0	1065	136-258	.527	0-1	.000	63-91	.692	77-155	232	88	132-0	35	67	17	335-4.1
NILES	44	0	231	48-138	.348	2-4	.500	17-37	.459	26-32	58	15	41-0	8	25	1	115-2.6
SUNS	82		19755	3587-7326	.490	35-161	.217	1810-2430	.745	1234-2490	3724	2205	1996-13	876	1733	416	9019-110.0
OPPONENTS	82		19755	3368-7221	.466	69-209	.330	1762-2383	.739	1160-2284	3444	1970	2116-26	912	1752	401	8567-104.5

Season Review 81-82

RECORD

46-36

The Suns were dealt a crippling blow just days before the season opened when guard **Walter Davis** suffered a fractured elbow in the final preseason game. **Kyle Macy** joined **Dennis Johnson**, **Alvan Adams**, **Truck Robinson** and **Jeff Cook** in the Suns' opening night starting lineup. Seeking the right combinations and the proper chemistry, 1981-82 became a season of constant change and experimentation as Head Coach **John MacLeod** utilized 21 different starting units.

Alvin Scott supplanted Cook in the starting lineup and later in the season Scott was supplanted by Adams, who shifted from his normal center position to allow **Rich Kelley** into the starting lineup. Davis began his comeback in late December, but it became clear his elbow, still joined by surgical tension wires and screws, would keep him from reaching top form. He was used in a sixth man role most of the year.

With a month remaining in the season, the Suns found themselves embroiled in a heated Western Conference playoff race. The Suns finished the regular season with a 46-36 mark, good enough for third place in the NBA Pacific Division and a playoff berth. Phoenix opened postseason play by defeating Denver, 2-1, in a hard-fought series, winning the deciding game on the Nuggets' home court. In the Western Conference Semifinals, however, the Suns ran into a L.A. Lakers juggernaut and were swept by the Lakers (4-0) who went on to sweep San Antonio, then defeated Philadelphia to win the NBA Championship. Johnson was named to the NBA All-Defensive First Team and was the lone Suns representative at the midseason All-Star Game in New Jersey.



FRONT ROW: Assistant Coach John Wetzel, Dudley Bradley, Kyle Macy, Trainer Joe Proski (kneeling), Head Coach John MacLeod, Dennis Johnson, Walter Davis, Assistant Coach Al Bianchi.

BACK ROW: Leonard Robinson, Craig Dykema, Alvan Adams, Larry Nance, Rich Kelley, Jeff Cook, Alvin Scott, Joel Kramer.

TIME TORISE

DATE	OPPONENT	ATTEND.	SCORE	REC.	W/L	DATE	OPPONENT	ATTEND.	SCORE	REC.	W/L
10/30	@PORTLAND	12,666	95-103	0-1	L	2/3	GOLDEN STATE	11,185	88-90	24-18	L
10/31	@SEATTLE	33,014	84-94	0-2	L	2/4	@SAN ANTONIO	10,838	112-118	24-19	L
11/3	SAN ANTONIO	10,888	111-88	1-2	W	2/5	@HOUSTON	11,869	104-106	24-20	L
11/5	DALLAS	10,173	121-93	2-2	W	2/7	@MILWAUKEE	11,052	92-107	24-21	L
11/6	@LA LAKERS	13,665	101-99	3-2	W	2/10	BOSTON	14,660	112-110	25-21	W
11/7	@UTAH	8,318	87-95	3-3	L	2/12	ATLANTA	12,654	94-90	26-21	W
11/10	@DENVER	8,374	109-106	4-3	W	2/13	@UTAH	11,447	115-120	26-22	L
11/12	INDIANA	10,224	95-93	5-3	W	2/16	@CHICAGO	5,871	91-86	27-22	W
11/14	LA LAKERS	14,068	97-98	5-4	L	2/17	@KANSAS CITY	6,765	107-110	27-23	L
11/18	@ATLANTA	5,103	97-102	5-5	L	2/19	@NEW YORK	8,930	104-90	28-23	W
11/21	@DALLAS	8,268	110-88	6-5	W	2/21	@PHILADELPHIA	13,214	102-109	28-24	L
11/25	HOUSTON	11,947	128-114	7-5	W	2/24	CLEVELAND	11,292	131-97	29-24	W
11/27	CHICAGO	12,544	111-107	8-5	W	2/26	DENVER	12,683	131-122	30-24	W
12/1	SAN DIEGO	10,087	117-94	9-5	W	2/28	@SEATTLE	21,847	103-98	31-24	W
12/3	DENVER	10,165	137-109	10-5	W	3/2	@PORTLAND	12,666	108-119	31-25	L
12/5	UTAH	10,550	101-99	11-5	W	3/3	UTAH	10,080	115-102	32-25	W
12/8	@SAN DIEGO	4,459	110-121	11-6	L	3/5	KANSAS CITY	11,912	110-98	33-25	W
12/9	@GOLDEN STATE	8,785	127-134*	11-7	L	3/7	HOUSTON	11,727	92-94	33-26	L
12/10	PORTLAND	10,842	117-110	12-7	W	3/9	@WASHINGTON	7,331	103-95	34-26	W
12/12	WASHINGTON	10,482	98-105	12-8	L	3/10	@NEW JERSEY	13,393	105-113	34-27	L
12/15	@HOUSTON	9,213	95-99	12-9	L	3/11	@CLEVELAND	4,577	101-95	35-27	W
12/16	@KANSAS CITY	6,899	81-97	12-10	L	3/14	@BOSTON	15,320	92-105	35-28	L
12/18	@SAN ANTONIO	10,805	108-104	13-10	W	3/16	@HOUSTON	12,113	114-109	36-28	W
12/19	KANSAS CITY	11,257	95-87	14-10	W	3/17	DENVER	11,349	133-135*	36-29	L
12/23	GOLDEN STATE	10,623	118-103	15-10	W	3/21	SEATTLE	13,076	105-115	36-30	L
12/25	LA LAKERS	14,056	101-104	15-11	L	3/23	@GOLDEN STATE	11,044	91-95	36-31	L
12/26	@GOLDEN STATE	11,203	96-112	15-12	L	3/24	DALLAS	11,046	104-96	37-31	W
12/27	PHILADELPHIA	14,660	99-96	16-12	W	3/26	MILWAUKEE	13,730	113-112	38-31	W
12/30	PORTLAND	12,438	113-112	17-12	W	3/27	@DENVER	15,222	134-140**	38-32	L
1/2	SEATTLE	12,779	120-97	18-12	W	3/29	@UTAH	7,981	113-102	39-32	W
1/5	@INDIANA	7,446	82-87	18-13	L	3/31	SAN DIEGO	11,561	127-106	40-32	W
1/7	@DETROIT	5,290	110-94	19-13	W	4/2	@LA LAKERS	17,505	109-99	41-32	W
1/9	@DALLAS	10,238	101-105	19-14	L	4/4	KANSAS CITY	10,926	104-95	42-32	W
1/12	GOLDEN STATE	10,940	133-121	20-14	W	4/6	@SEATTLE	21,794	91-102	42-33	L
1/14	NEW YORK	12,188	90-89	21-14	W	4/8	PORTLAND	11,911	104-106	42-34	L
1/16	SAN DIEGO	12,885	106-87	22-14	W	4/9	@DALLAS	9,673	100-105	42-35	L
1/19	SAN ANTONIO	11,251	108-96	23-14	W	4/10	SEATTLE	11,488	116-99	43-35	W
1/22	NEW JERSEY	11,605	97-99	23-15	L	4/13	@SAN DIEGO	4,056	105-94	44-35	W
1/23	DETROIT	13,518	113-90	24-15	W	4/14	SAN ANTONIO	11,115	104-92	45-35	W
1/27	@SAN DIEGO	5,127	92-99	24-16	L	4/16	@PORTLAND	12,666	113-99	46-35	W
1/28	@LA LAKERS	14,623	87-97	24-17	L	4/18	LA LAKERS	14,660	115-120	46-36	L

*Overtime

81-82 Final Statistics

PLAYER	G	GS	MIN	3 PT				PCT	FTM-FTA	PCT	OR-DR	REB	AST	PF-DQ	STL	TO	BLK	PTS-AVG
				FGM-FGA	PCT	FGM-FGA	PCT											
JOHNSON	80	77	2936	577-1228	.470	8-42	.190	.399	495	.806	142-268	410	369	253-6	105	233	55	1561-19.5
ROBINSON	74	72	2745	579-1128	.513	1-1	1.000	.255	371	.687	202-519	721	179	215-2	42	202	28	1414-19.1
ADAMS	79	75	2394	507-1027	.494	0-1	.000	.182	233	.781	138-448	586	356	269-7	114	196	78	1196-15.1
DAVIS	55	12	1183	350-669	.523	3-16	.188	.91	111	.820	21-82	103	162	104-1	46	112	3	794-14.4
MACY	82	72	2854	486-945	.514	39-100	.390	.152	169	.899	78-183	261	384	185-1	143	125	9	1163-14.2
KELLEY	81	39	1895	236-505	.467	0-1	.000	.167	223	.749	168-329	497	293	292-14	64	244	71	639-7.9
NANCE	80	0	1184	227-436	.521	0-1	.000	.75	117	.641	95-161	256	82	169-2	42	104	71	529-6.6
SCOTT	81	38	1742	189-380	.497	0-2	.000	.108	148	.730	97-197	294	149	169-0	59	98	70	486-6.0
BRADLEY	64	3	934	125-281	.445	1-4	.250	.74	100	.740	30-57	87	80	115-0	78	71	10	325-5.1
COOK	76	22	787	151-358	.422	0-2	.000	.89	134	.664	112-189	301	100	174-1	37	80	23	391-5.1
KRAMER	56	0	549	55-133	.414	0-0	—	.33	42	.786	36-72	108	51	62-0	19	26	11	143-2.6
MCCULLOUGH	8	0	23	9-13	.692	0-0	—	.3	5	.600	1-3	4	3	3-0	2	3	0	21-2.6
DIKEMA	32	0	102	17-37	.459	2-4	.500	.7	9	.778	3-9	12	15	19-0	2	7	0	43-1.3
SUNS	82		19780	3508-7140	.491	54-174	.310	1635-2157	.758	1123-2517	3640	2223	2029-34	753	1528	429	8705	106.2
OPPONENTS	82		19780	3350-7186	.466	51-200	.255	1671-2215	.754	1158-2366	3524	1949	2064-18	775	1391	360	8422	102.7

Season Review 82-83


RECORD
53-29

The Suns were ready for change. They traded **Truck Robinson** to New York for forward **Maurice Lucas**. They installed second-year man **Larry Nance** at the small forward slot and welcomed back a healthy **Walter Davis** at guard. The only holdovers in the starting lineup from 1981-82 were center **Alvan Adams** and guard **Dennis Johnson**.

As the season progressed, so did Nance. He finished the year by leading the Suns in field goal percentage (.550) and set a new franchise record for blocked shots in a season with 217.

In spite of their success, the Suns had a glaring weakness at backup center, where they juggled **Jeff Cook**, **Joel Kramer** and Lucas. With starting center Adams undersized at 6-9, the Suns needed help in the middle. Phoenix traded Cook, cash, a third-round draft pick in 1983 and other considerations to Cleveland in exchange for 7-1 center **James Edwards**, who was coming back after early season knee surgery.

Following the All-Star break, the Suns won 23 of the 30 games and finished the season as the hottest team in the league, winning six straight. Phoenix won 14 of its final 16 games and in the process matched its best-ever season road record (21-20). The Suns qualified for postseason play for the sixth-straight year and the seventh time in eight seasons, but were eliminated by Denver, 2-1, in the opening round.



FRONT ROW: Assistant Coach Al Bianchi, Head Coach John MacLeod, Kyle Macy, Walter Davis, Dennis Johnson, Johnny High, Trainer Joe Proski, Assistant Coach John Wetzel.

BACK ROW: Rory White, Alvin Scott, Maurice Lucas, Larry Nance, James Edwards, Alvan Adams, Charles Pittman, Joel Kramer, David Thirdkill.

TIME TORISE

DATE	OPPONENT	ATTEND.	SCORE	REC.	W/L	DATE	OPPONENT	ATTEND.	SCORE	REC.	W/L
10/29	@SAN DIEGO	5,063	113-99	1-0	W	1/21	INDIANA	11,857	117-118	26-16	L
10/31	@DENVER	8,893	110-114	1-1	L	1/23	@KANSAS CITY	7,065	102-92	27-16	W
11/2	PORTLAND	10,274	92-87	2-1	W	1/25	@ATLANTA	5,418	94-96	27-17	L
11/4	UTAH	10,095	119-104	3-1	W	1/26	@PHILADELPHIA	14,126	102-113	27-18	L
11/6	@DALLAS	12,780	112-100	4-1	W	1/28	@BOSTON	15,320	104-111	27-19	L
11/7	@SAN ANTONIO	9,448	100-101	4-2	L	1/29	@WASHINGTON	7,027	82-88	27-20	L
11/9	@HOUSTON	7,563	119-91	5-2	W	2/2	UTAH	9,468	112-96	28-20	W
11/10	KANSAS CITY	10,148	106-100	6-2	W	2/4	HOUSTON	10,541	115-99	29-20	W
11/12	CLEVELAND	9,876	94-81	7-2	W	2/6	@GOLDEN STATE	8,646	109-92	30-20	W
11/14	@PORTLAND	12,666	102-94	8-2	W	2/8	DALLAS	11,037	100-112	30-21	L
11/16	LA LAKERS	13,288	113-105	9-2	W	2/10	@SAN DIEGO	4,813	100-101	30-22	L
11/18	DENVER	9,640	107-118	9-3	L	2/16	K.C. @ST. LOUIS	6,078	111-102	31-22	W
11/20	ATLANTA	11,009	91-80	10-3	W	2/19	@DETROIT	25,253	101-112	31-23	L
11/24	WASHINGTON	9,764	93-106	10-4	L	2/20	@CLEVELAND	3,782	103-81	32-23	W
11/26	NEW JERSEY	11,678	110-99	11-4	W	2/22	MILWAUKEE	12,908	112-105	33-23	W
11/27	@KANSAS CITY	8,107	99-105	11-5	L	2/24	@UTAH	8,479	110-103	34-23	W
11/30	@GOLDEN STATE	6,759	98-110	11-6	L	2/25	@SEATTLE	13,688	106-101	35-23	W
12/2	PHILADELPHIA	14,660	108-116	11-7	L	2/26	BOSTON	14,660	101-103	35-24	L
12/4	SAN DIEGO	10,527	103-113	11-8	L	3/2	SAN ANTONIO	10,666	110-106	36-24	W
12/8	@LA LAKERS	13,763	86-89	11-9	L	3/4	GOLDEN STATE	13,027	109-102	37-24	W
12/10	HOUSTON	9,214	97-83	12-9	W	3/8	@DALLAS	9,529	99-120	37-25	L
12/12	@PORTLAND	12,666	94-99	12-10	L	3/9	@SAN ANTONIO	8,201	105-108	37-26	L
12/14	@SEATTLE	12,432	114-109*	13-10	W	3/12	@HOUSTON	6,835	105-94	38-26	W
12/16	GOLDEN STATE	9,141	94-98	13-11	L	3/15	CHICAGO	10,307	116-108	39-26	W
12/18	LA LAKERS	12,856	126-100	14-11	W	3/16	@LA LAKERS	16,060	95-104	39-27	L
12/21	@SAN ANTONIO	8,475	114-113	15-11	W	3/17	HOUSTON	9,069	125-99	40-27	W
12/23	DALLAS	10,261	125-106	16-11	W	3/19	DALLAS	13,181	115-112*	41-27	W
12/25	@UTAH	9,416	111-101	17-11	W	3/22	@DENVER	10,588	117-130	41-28	L
12/26	@SEATTLE	14,402	87-88	17-12	L	3/24	KANSAS CITY	10,087	112-95	42-28	W
12/28	PORTLAND	11,843	116-94	18-12	W	3/26	DENVER	13,143	124-110	43-28	W
12/30	DETROIT	11,343	115-98	19-12	W	3/29	UTAH	11,285	115-107	44-28	W
1/1	@DENVER	7,814	125-127	19-13	L	3/31	PORTLAND	10,915	106-89	45-28	W
1/2	SEATTLE	11,318	116-99	20-13	W	4/2	NEW YORK	12,643	115-108	46-28	W
1/4	@NEW YORK	7,766	97-85	21-13	W	4/5	GOLDEN STATE	9,033	126-106	47-28	W
1/6	@NEW JERSEY	10,673	93-94	21-14	L	4/7	LA LAKERS	14,660	108-117	47-29	L
1/7	@INDIANA	5,312	108-101	22-14	W	4/8	@PORTLAND	12,666	99-98	48-29	W
1/9	@MILWAUKEE	10,108	96-106	22-15	L	4/10	@LA LAKERS	16,545	101-95	49-29	W
1/11	@CHICAGO	5,234	109-96	23-15	W	4/12	@GOLDEN STATE	3,632	115-108	50-29	W
1/13	SEATTLE	13,536	102-99	24-15	W	4/13	SEATTLE	10,882	109-96	51-29	W
1/15	SAN DIEGO	12,697	114-101	25-15	W	4/15	@SAN DIEGO	3,049	113-101	52-29	W
1/19	SAN ANTONIO	11,004	118-113	26-15	W	4/17	SAN DIEGO	12,062	110-101	53-29	W

*Overtime

82-83 Final Statistics

PLAYER	G	GS	MIN	3 PT				FTM-FTA	PCT	OR-DR	REB	AST	PF-QD	STL	TO	BLK	PTS-AVG
				FGM-FGA	PCT	FGM-FGA	PCT										
DAVIS	80	79	2488	665-1289	.516	7-23	.304	184-225	.818	63-134	197	397	186-2	117	188	12	1521-19.0
NANCE	82	82	2911	588-1069	.550	1-3	.333	193-287	.672	239-471	710	197	254-4	99	190	217	1370-16.7
LUCAS	77	71	2587	495-1045	.474	1-3	.333	278-356	.781	201-598	799	219	274-5	56	221	43	1269-16.5
JOHNSON	77	74	2549	398-861	.462	5-31	.161	292-369	.791	92-243	335	388	204-1	97	204	39	1093-14.2
ADAMS	80	75	2448	477-981	.486	1-3	.333	180-217	.829	161-387	548	376	287-7	114	242	74	1135-14.2
EDWARDS(TOT)	31	9	667	128-263	.487	0-0	—	69-108	.639	56-99	155	40	110-5	12	49	19	325-10.5
EDWARDS(PHX)	16	1	285	55-113	.487	0-0	—	31-47	.660	19-40	59	27	49-2	5	19	5	141-8.8
MACY	82	9	1837	328-634	.517	23-76	.303	129-148	.872	41-124	165	278	130-0	64	90	8	808-9.9
WHITE	65	0	624	127-234	.543	0-1	.000	70-109	.642	47-58	105	30	54-0	16	51	2	324-5.0
SCOTT	81	9	1142	124-259	.479	0-2	.000	81-110	.736	60-164	224	97	133-0	48	64	31	329-4.1
THIRDKILL	49	2	519	74-170	.435	1-7	.143	45-78	.577	28-44	72	36	93-1	19	48	4	194-4.0
HIGH	82	2	1156	100-217	.461	1-5	.200	63-136	.463	45-105	150	153	205-0	85	106	34	264-3.2
PITTMAN	28	0	171	19-40	.475	0-1	.000	25-37	.676	13-18	31	7	41-0	2	22	7	63-2.3
KRAMER	54	4	459	44-104	.423	0-1	.000	14-16	.875	41-47	88	37	63-0	15	22	6	102-1.9
COOK	45	2	549	61-142	.430	0-2	.000	41-54	.759	44-85	129	58	89-0	12	56	13	163-3.6
SUNS	82		19730	3555-7158	.497	40-158	.253	1626-2189	.743	1094-2518	3612	2300	2062-22	749	1545	495	8776-107.0
OPPONENTS	82		19730	3305-7265	.455	44-199	.221	1707-2268	.753	1210-2326	3536	1988	2039-30	712	1560	343	8361-102.0

Season Review 83-84

RECORD

41-41

Due to a flood of injuries to such key players as **James Edwards**, **Rick Robey** and **Paul Westphal**, Suns Head Coach **John MacLeod** was forced to juggle his starters, searching for a consistency that did not materialize until late in the season.

The Suns struggled on the road. Only their fine home court record (31-10) kept them in the playoff race until the late stages of the season, when they put together six-straight wins, their longest winning streak of the season.

Walter Davis returned to the Western Conference All-Star squad and **Larry Nance** won the NBA Slam Dunk Championship in Denver.

The Suns saved their most remarkable performances for the playoffs. They defeated Portland in a hard-fought five-game first-round series, winning the fifth and deciding game on the Trail Blazers' home court. They proceeded to upend Midwest Division Champion Utah in six games in the next round, highlighted by a remarkable 111-110 overtime win in Game 4 at the Veterans Memorial Coliseum. The Suns then took on the L.A. Lakers in the Western Conference Finals. The Suns pushed the talented Lakers to six games, defeating them 135-127 in overtime in Game 3 in Phoenix and staving off elimination with a 126-121 upset win in Los Angeles with a dogged performance in Game 5. The Suns were finally eliminated in Game 6, but only when their final shot didn't connect in a 99-97 nail-biter.



FRONT ROW: Head Coach John MacLeod, Trainer Joe Proski, Paul Westphal, Rod Foster, Kyle Macy, Assistant Coach John Wetzel, Assistant Coach Al Bianchi.

BACK ROW: Walter Davis, Charles Pittman, Alvan Adams, Larry Nance, James Edwards, Rick Robey, Maurice Lucas, Mike Sanders, Alvin Scott.

TIME TORISE

DATE	OPPONENT	ATTEND.	SCORE	REC.	W/L	DATE	OPPONENT	ATTEND.	SCORE	REC.	W/L
10/29	@DALLAS	11,019	103-120	0-1	L	1/24	@LA LAKERS	13,896	110-116	19-23	L
11/1	SEATTLE	9,733	93-103	0-2	L	1/26	@SAN DIEGO	4,806	101-119	19-24	L
11/3	SAN ANTONIO	9,166	142-120	1-2	W	2/1	PORTLAND	10,652	109-106	20-24	W
11/6	@PORTLAND	12,666	96-122	1-3	L	2/2	@UTAH	8,892	95-116	20-25	L
11/8	@SEATTLE	7,111	116-123	1-4	L	2/4	@GOLDEN STATE	10,278	104-107	20-26	L
11/10	@GOLDEN STATE	5,267	104-99	2-4	W	2/5	@PORTLAND	12,666	82-97	20-27	L
11/11	@LA LAKERS	15,316	105-119	2-5	L	2/7	SAN ANTONIO	9,323	138-131	21-27	W
11/13	GOLDEN STATE	9,206	113-98	3-5	W	2/9	ATLANTA	9,877	118-105	22-27	W
11/16	CLEVELAND	8,200	115-104	4-5	W	2/11	DALLAS	11,611	108-89	23-27	W
11/18	MILWAUKEE	12,066	94-109	4-6	L	2/14	@MILWAUKEE	8,958	83-92	23-28	L
11/19	@DALLAS	14,710	107-116	4-7	L	2/15	@CLEVELAND	4,096	90-104	23-29	L
11/22	@HOUSTON	9,105	96-118	4-8	L	2/17	@DALLAS	12,882	123-129	23-30	L
11/23	NEW JERSEY	9,031	108-110	4-9	L	2/18	@HOUSTON	11,482	126-102	24-30	W
11/25	CHICAGO	10,269	120-94	5-9	W	2/21	@SAN ANTONIO	10,397	114-111*	25-30	W
11/26	@DENVER	6,500	104-107	5-10	L	2/23	@KANSAS CITY	11,209	107-95	26-30	W
11/29	UTAH @LAS VEGAS	7,143	110-114	5-11	L	2/24	DENVER	12,393	100-117	26-31	L
11/30	KANSAS CITY	8,507	118-120	5-12	L	2/26	BOSTON	14,660	109-116	26-32	L
12/2	UTAH	10,295	113-116	5-13	L	2/28	UTAH	10,899	113-100	27-32	W
12/4	@SAN ANTONIO	7,941	122-106	6-13	W	2/29	@SAN DIEGO	4,843	95-102	27-33	L
12/6	@ATLANTA	5,026	88-95	6-14	L	3/1	PHILADELPHIA	14,660	112-100	28-33	W
12/8	NEW YORK	10,254	120-97	7-14	W	3/3	SAN ANTONIO	10,875	120-106	29-33	W
12/10	SAN DIEGO	9,814	109-93	8-14	W	3/7	HOUSTON	9,758	123-110	30-33	W
12/13	@HOUSTON	8,870	110-129	8-15	L	3/9	INDIANA	9,506	130-110	31-33	W
12/15	LA LAKERS	10,624	114-104	9-15	W	3/11	@BOSTON	15,320	109-117	31-34	L
12/17	KANSAS CITY	9,338	119-99	10-15	W	3/13	@NEW YORK	8,764	96-117	31-35	L
12/20	@GOLDEN STATE	6,329	109-95	11-15	W	3/14	@NEW JERSEY	13,044	102-108	31-36	L
12/21	PORTLAND	9,896	112-116	11-16	L	3/16	@WASHINGTON	8,193	110-109*	32-36	W
12/23	@SAN DIEGO	4,145	121-115	12-16	W	3/17	@PHILADELPHIA	14,447	112-131	32-37	L
12/26	DENVER	12,104	140-133*	13-16	W	3/20	DENVER	10,389	146-120	33-37	W
12/28	GOLDEN STATE	10,506	128-105	14-16	W	3/21	@SEATTLE	8,492	102-104	33-38	L
12/30	HOUSTON	13,617	121-110	15-16	W	3/23	@PORTLAND	12,666	98-124	33-39	L
1/3	@CHICAGO	5,112	97-102	15-17	L	3/24	DETROIT	13,328	109-120	33-40	L
1/4	@DETROIT	7,577	114-128	15-18	L	3/27	SAN DIEGO	12,914	116-109	34-40	W
1/6	@INDIANA	9,118	88-104	15-19	L	3/29	GOLDEN STATE	9,027	124-119*	35-40	W
1/7	@KANSAS CITY	9,495	98-100	15-20	L	3/31	LA LAKERS	13,032	97-119	35-41	L
1/10	@UTAH	10,720	98-107	15-21	L	4/3	KANSAS CITY	13,627	113-109	36-41	W
1/11	SAN DIEGO	9,943	129-104	16-21	W	4/6	SEATTLE	12,070	117-108	37-41	W
1/13	@SEATTLE	11,690	99-103	16-22	L	4/8	@DENVER	15,108	126-121	38-41	W
1/15	WASHINGTON	10,597	110-101	17-22	W	4/10	PORTLAND	9,768	100-88	39-41	W
1/19	LA LAKERS	12,062	138-123	18-22	W	4/12	DALLAS	9,576	119-118	40-41	W
1/21	SEATTLE	12,530	131-102	19-22	W	4/15	@LA LAKERS	14,461	123-114	41-41	W

*Overtime

83-84 Final Statistics

PLAYER	G	GS	MIN	3PT			FTM-FTA	PCT	OR-DR	REB	AST	PF-DQ	STL	TO	BLK	PTS-AVG
				FGM-FGA	PCT	FGM-FGA										
DAVIS	78	70	2546	652-1274	.512	20-87	.230	233-270	.863	38-164	202	429	202-0	107	213	12 1557-20.0
NANCE	82	82	2899	601-1044	.576	0-7	.000	249-352	.707	227-451	678	214	274-5	86	177	173 1451-17.7
LUCAS	75	69	2309	451-908	.497	0-5	.000	293-383	.765	208-517	725	203	235-2	55	177	39 1195-15.9
EDWARDS	72	67	1897	438-817	.536	0-1	.000	183-254	.720	108-240	348	184	254-3	23	140	30 1059-14.7
MACY	82	45	2402	357-713	.501	23-70	.329	95-114	.833	49-137	186	353	181-0	123	116	6 832-10.1
ADAMS	70	13	1452	269-582	.462	0-4	.000	132-160	.825	118-201	319	219	195-1	73	117	32 670-9.6
FOSTER	80	34	1424	260-580	.448	22-84	.262	122-155	.787	39-81	120	172	193-0	54	108	9 664-8.3
WHITE	22	2	308	69-144	.479	0-0	—	24-42	.571	30-32	62	14	25-0	13	18	2 162-7.4
WESTPHAL	59	2	865	144-313	.460	7-26	.269	117-142	.824	8-35	43	148	69-0	41	77	6 412-7.0
ROBEY	61	4	856	140-257	.545	1-1	1.00	61-88	.693	80-118	198	65	120-0	20	77	14 342-5.6
PITTMAN	69	8	989	126-209	.603	0-2	.000	69-101	.683	76-138	214	70	129-1	16	81	22 321-4.7
SANDERS	50	0	586	97-203	.478	0-0	—	29-42	.690	40-63	103	44	101-0	23	44	12 223-4.5
SCOTT	65	5	735	55-124	.444	1-2	.500	56-72	.778	29-71	100	48	85-0	19	42	20 167-2.6
HIGH	29	9	512	18-52	.346	0-2	.000	10-29	.345	16-50	66	51	84-1	40	38	11 46-1.6
SUNS	82		19780	3677-7220	.509	74-291	.254	1673-2204	.759	1066-2298	3364	2214	2147-13	693	1451	388 9101-111.0
OPPONENTS	82		19780	3509-7061	.497	54-219	.247	1956-2540	.770	1065-2333	3398	2059	2038-24	675	1480	298 9028-110.1

Season Review 84-85

RECORD

36-46

The addition of promising rookie guard **Jay Humphries** gave the Suns renewed hope for the season. The optimism proved fleeting however, when the Suns' leading scorer and five-time All-Star **Walter Davis** crashed to the Inglewood Forum floor on October 9 during a preseason game. Davis would miss the first two-thirds of the season with three torn ligaments in his left knee and would never regain full mobility during a courageous comeback attempt.


Rick Robey, **Mike Sanders**, **Kyle Macy** and **Larry Nance** also would miss considerable time due to injury, bringing the Suns total player games missed for the year to 266.

The Suns jumped out to a surprising 5-0 start, the best beginning in the history of the franchise. It was Nance who assumed the leadership role with Davis gone, leading the club in scoring (19.9) and virtually every other statistical category. Nance was named the NBA's first Player of the Week for the season. He would go on to make his first appearance in an NBA All-Star Game.

The Suns ranked second in the NBA in assists (2,335) dishing out more than 2,000 for the 10th year in a row. They qualified for the playoffs, but were knocked out 3-0 in the first round by the L.A. Lakers.

The Suns averaged 12,035 fans per game, setting a new attendance record for the franchise, breaking the old mark of 11,883 per game set during the 1981-82 campaign.

The Suns ended the regular season with "Suns Reunion '85," bringing back 24 former Suns players and coaches to participate in a weekend of Suns nostalgia, capped by an exhibition basketball game.



FRONT ROW: Assistant Coach John Wetzel, Head Coach John MacLeod, Kyle Macy, Michael Holton, Walter Davis, Jay Humphries, Rod Foster, Assistant Coach Al Bianchi, Trainer Joe Proski.

BACK ROW: Mike Sanders, Charles Pittman, Alvan Adams, Larry Nance, James Edwards, Rick Robey, Maurice Lucas, Charles Jones, Alvin Scott.

TIME TORISE

DATE	OPPONENT	ATTEND.	SCORE	REC.	W/L	DATE	OPPONENT	ATTEND.	SCORE	REC.	W/L
10/26	@GOLDEN STATE	6,547	122-114	1-0	W	1/19	@SAN ANTONIO	10,580	100-106	21-21	L
10/28	@SEATTLE	5,361	102-87	2-0	W	1/22	@HOUSTON	12,126	97-101	21-22	L
10/30	LA CLIPPERS	13,663	99-96	3-0	W	1/23	@ATLANTA	7,195	100-101	21-23	L
11/1	PORTLAND	14,660	139-130***	4-0	W	1/26	@WASHINGTON	10,215	105-110*	21-24	L
11/3	@DALLAS	16,657	105-93	5-0	W	1/29	@DENVER	8,228	100-128	21-25	L
11/6	@PORTLAND	12,666	99-116	5-1	L	1/30	NEW YORK	11,572	110-93	22-25	W
11/8	CLEVELAND	10,641	112-111	6-1	W	2/3	SEATTLE	12,019	120-109	23-25	W
11/10	ATLANTA	12,424	107-114	6-2	L	2/5	DENVER	12,554	108-103	24-25	W
11/13	@DENVER	6,702	110-122	6-3	L	2/7	INDIANA	11,106	105-97	25-25	W
11/14	NEW JERSEY	10,327	98-86	7-3	W	2/12	@HOUSTON	12,043	114-126	25-26	L
11/16	MILWAUKEE	12,988	118-106	8-3	W	2/14	@SAN ANTONIO	7,948	102-131	25-27	L
11/17	@UTAH	9,793	94-108	8-4	L	2/15	@DALLAS	17,007	126-103	26-27	W
11/20	@LA LAKERS	13,792	108-130	8-5	L	2/17	@INDIANA	11,915	115-97	27-27	W
11/21	LA LAKERS	12,671	97-102	8-6	L	2/18	@DETROIT	11,369	103-122	27-28	L
11/23	PHILADELPHIA	14,660	117-119*	8-7	L	2/20	HOUSTON	13,159	122-126	27-29	L
11/25	@LA CLIPPERS	6,134	109-114	8-8	L	2/22	SAN ANTONIO	12,258	111-118	27-30	L
11/27	UTAH	9,621	115-102	9-8	W	2/24	@DENVER	15,987	107-117	27-31	L
11/29	CHICAGO	12,713	100-95	10-8	W	2/26	@KANSAS CITY	3,451	103-110	27-32	L
12/1	GOLDEN STATE	11,051	115-103	11-8	W	2/28	LA LAKERS	14,660	117-105	28-32	W
12/3	@SEATTLE	5,401	96-108	11-9	L	3/2	KANSAS CITY	14,502	114-111	29-32	W
12/4	@PORTLAND	12,666	104-112	11-10	L	3/4	DALLAS	11,255	99-107	29-33	L
12/7	KANSAS CITY	10,306	121-113	12-10	W	3/7	SAN ANTONIO	11,450	119-117	30-33	W
12/8	@GOLDEN STATE	6,192	102-98	13-10	W	3/9	GOLDEN STATE	12,730	115-118	30-34	L
12/11	HOUSTON	12,301	120-112	14-10	W	3/12	@NEW YORK	8,409	123-119	31-34	W
12/13	WASHINGTON	10,524	116-86	15-10	W	3/13	@BOSTON	14,890	106-123	31-35	L
12/15	@SAN ANTONIO	8,413	111-120	15-11	L	3/15	@CHICAGO	8,625	97-103	31-36	L
12/18	@KANSAS CITY	4,988	116-127	15-12	L	3/16	@MILWAUKEE	11,052	96-125	31-37	L
12/21	@LA LAKERS	14,764	105-119	15-13	L	3/19	LA LAKERS	13,473	112-130	31-38	L
12/22	PORTLAND	11,144	110-108	16-13	W	3/21	PORTLAND	10,499	114-104	32-38	W
12/26	BOSTON	14,660	114-119	16-14	L	3/23	@GOLDEN STATE	6,655	109-123	32-39	L
12/28	DALLAS	13,534	111-125	16-15	L	3/26	DETROIT	11,640	93-119	32-40	L
12/30	@LA CLIPPERS	11,019	117-109	17-15	W	3/28	@LA CLIPPERS	8,705	110-116	32-41	L
1/2	@KANSAS CITY	3,582	115-107	18-15	W	3/30	LA CLIPPERS	10,099	114-123	32-42	L
1/4	@NEW JERSEY	9,321	98-105	18-16	L	3/31	@LA LAKERS	15,922	98-123	32-43	L
1/5	@CLEVELAND	4,631	106-111	18-17	L	4/2	SEATTLE	9,742	119-109	33-43	W
1/7	@PHILADELPHIA	12,014	99-100	18-18	L	4/4	DENVER	12,672	103-110	33-44	L
1/9	SEATTLE	10,476	94-88	19-18	W	4/6	@UTAH	9,476	94-105	33-45	L
1/11	LA CLIPPERS	11,034	84-98	19-19	L	4/7	@SEATTLE	5,672	125-110	34-45	W
1/12	UTAH	13,297	109-94	20-19	W	4/9	@PORTLAND	12,666	100-116	34-46	L
1/16	DALLAS	10,420	98-95	21-19	W	4/12	UTAH	11,264	96-92	35-46	W
1/18	HOUSTON	13,556	101-112	21-20	L	4/14	GOLDEN STATE	10,121	124-111	36-46	W

*Overtime

84-85 Final Statistics

PLAYER	G	GS	MIN	3 PT				FTM-FTA	PCT	OR-DR	REB	AST	PF-DD	STL	TO	BLK	PTS-AVG
				FGM-FGA	PCT	FGM-FGA	PCT										
NANCE	61	—	2202	515-877	.587	1-2	.500	180-254	.709	195-341	536	159	185-2	88	136	104	1211-19.9
DAVIS	23	—	570	139-309	.450	3-10	.300	64-73	.877	6-29	35	98	42-0	18	50	0	345-15.0
EDWARDS	70	—	1787	384-766	.501	0-3	.000	276-370	.746	95-292	387	153	237-5	26	162	52	1044-14.9
ADAMS	82	—	2136	476-915	.520	0-0	—	250-283	.883	153-347	500	308	254-2	115	197	48	1202-14.7
LUCAS	63	—	1670	346-727	.476	0-4	.000	150-200	.750	138-419	557	145	183-0	39	151	17	842-13.4
MACY	65	—	2018	282-582	.485	23-85	.271	127-140	.907	33-146	179	380	128-0	85	111	3	714-11.0
SANDERS	21	—	418	85-175	.486	0-0	—	45-59	.763	38-51	89	29	59-0	23	34	4	215-10.2
FOSTER	79	—	1318	286-636	.450	41-126	.325	83-110	.755	27-53	80	186	171-1	61	117	0	696-8.8
HUMPHRIES	80	—	2062	279-626	.446	4-20	.200	141-170	.829	32-132	164	350	209-2	107	167	8	703-8.8
HOLTEN	74	—	1761	257-576	.446	14-45	.311	96-118	.814	30-102	132	198	141-0	59	123	6	624-8.4
JONES	78	—	1565	236-454	.520	0-4	.000	182-281	.648	139-255	394	128	149-0	45	143	61	654-8.4
PITTMAN	68	—	1001	107-227	.471	0-2	.000	109-146	.747	90-137	227	69	144-1	20	100	21	323-4.8
SCOTT	77	—	1238	111-259	.429	1-5	.200	53-74	.716	46-115	161	127	125-0	39	60	25	276-3.6
ROBEY	4	—	48	2-9	.222	0-0	—	1-2	.500	3-5	8	5	7-0	2	8	0	5-1.3
YOUNG	2	—	11	2-6	.333	0-1	.000	0-0	.000	1-1	2	0	0-0	0	0	0	4-2.0
SUNS	82		19805	3507-7144	.491	87-307	.283	1757-2280	.771	1026-2425	3451	2335	2034-13	727	1583	349	8858-108.0
OPPONENTS	82		19805	3605-7309	.493	65-224	.290	1756-2295	.765	1125-2416	3541	2181	2019-25	771	1468	410	9031-110.1

Season Review 85-86

RECORD


32-50

In the weeks preceding the opener, the Suns confirmed their desire to go with youth and speed by trading veteran **Maurice Lucas** to the Los Angeles Lakers and allowing **Kyle Macy** to sign with Chicago. All-Star forward **Larry Nance** was a contract holdout throughout training camp and preseason before coming to terms one game into the regular season. Opening night's starting lineup consisted of **Jay Humphries** and **Walter Davis** at guard, **Alvan Adams** at center, with **Mike Sanders** and **Charles Jones** at forward.

Phoenix got off to the then worst start in franchise history, going 0-9. During that period, the Suns successfully negotiated for the services of **Georgi Glouchkov**, a center from the Bulgarian National Team, who became the first Eastern Bloc player to play in the NBA. At first, Glouchkov captured national media attention, as well as the affection of Phoenix fans, but communication difficulty, not to mention achilles tendinitis, would drastically curtail his playing time as the season progressed.

Both Davis and Adams passed the 12,000-point plateau for their NBA careers with Davis taking over the Suns all-time scoring lead. Davis led the team in scoring (21.8), while Nance became the club's top rebounder (8.5). For the first time in their history, the Suns did not place a player on the squad for the NBA All-Star Game.

The Suns attendance held its own for the season, with an average of 11,121 per game. The Suns could never recover from their 0-9 beginning and finished the year 32-50, failing to make the playoffs for the first time in nine seasons.



FRONT ROW: Assistant Coach John Wetzel, Head Coach John MacLeod, Rod Foster, Walter Davis, Bernard Thompson, Mike Sanders, Jay Humphries, Assistant Coach Al Bianchi, Trainer Joe Proski.

BACK ROW: Charles Pittman, Alvan Adams, Larry Nance, James Edwards, Nick Vanos, Rick Robey, Georgi Glouchkov, Ed Pinckney, Charles Jones.

TIME TORISE

DATE	OPPONENT	ATTEND.	SCORE	REC.	W/L	DATE	OPPONENT	ATTEND.	SCORE	REC.	W/L
10/25	@PORTLAND	12,666	123-128*	0-1	L	1/25	@CHICAGO	10,634	114-133	15-27	L
10/29	DENVER	12,855	127-142	0-2	L	1/28	PORTLAND	9,931	136-130	16-27	W
10/31	LA LAKERS	11,661	107-144	0-3	L	1/29	@LA CLIPPERS	6,058	118-108	17-27	W
11/1	@UTAH	11,124	110-121	0-4	L	1/31	NEW YORK	13,710	112-117	17-28	L
11/6	ATLANTA	9,805	106-114	0-5	L	2/1	@SAN ANTONIO	6,993	112-111	18-28	W
11/8	@BOSTON	14,890	101-125	0-6	L	2/4	GOLDEN STATE	9,930	127-118	19-28	W
11/9	@INDIANA	10,168	105-127	0-7	L	2/6	LA CLIPPERS	10,207	116-104	20-28	W
11/12	@NEW YORK	12,220	93-103	0-8	L	2/11	@LA CLIPPERS	5,451	112-120	20-29	L
11/13	@ATLANTA	4,604	101-108	0-9	L	2/12	LA LAKERS	12,048	100-126	20-30	L
11/15	SEATTLE	9,959	117-99	1-9	W	2/14	DENVER	11,249	112-95	21-30	W
11/16	@GOLDEN STATE	12,896	105-118	1-10	L	2/17	BOSTON	14,519	108-101	22-30	W
11/19	@DALLAS	16,344	119-123	1-11	L	2/18	@SAN ANTONIO	7,835	114-120	22-31	L
11/20	SAN ANTONIO	8,984	121-100	2-11	W	2/21	SACRAMENTO	12,345	110-118	22-32	L
11/22	NEW JERSEY	10,191	96-104	2-12	L	2/22	@UTAH	12,534	97-105	22-33	L
11/24	MILWAUKEE	10,916	138-140*	2-13	L	2/25	@DENVER	11,493	99-112	22-34	L
11/26	@SACRAMENTO	10,333	107-111	2-14	L	2/26	PORTLAND	10,323	113-112	23-34	W
11/27	PORTLAND	9,884	93-110	2-15	L	2/28	@LA LAKERS	17,505	103-115	23-35	L
11/29	HOUSTON	11,761	126-110	3-15	W	3/1	LA LAKERS	14,013	123-106	24-35	W
12/3	@HOUSTON	11,930	112-118	3-16	L	3/3	DALLAS	10,135	138-139**	24-36	L
12/4	CHICAGO	10,369	100-99	4-16	W	3/5	CLEVELAND	9,725	100-115	24-37	L
12/6	UTAH	9,021	111-92	5-16	W	3/7	UTAH	12,788	103-105	24-38	L
12/11	@GOLDEN STATE	6,795	123-113	6-16	W	3/9	@NEW JERSEY	15,543	111-115	24-39	L
12/12	@LA LAKERS	14,558	102-127	6-17	L	3/10	@DETROIT	10,758	120-109	25-39	W
12/14	@LA CLIPPERS	5,889	114-92	7-17	W	3/12	@MILWAUKEE	10,895	127-126*	26-39	W
12/17	@SEATTLE	7,313	104-99	8-17	W	3/16	@GOLDEN STATE	6,944	112-130	26-40	L
12/19	SACRAMENTO	9,429	107-106	9-17	W	3/18	@HOUSTON	14,849	109-112	26-41	L
12/21	GOLDEN STATE	10,140	115-98	10-17	W	3/19	SACRAMENTO	10,676	108-104	27-41	W
12/26	DALLAS	11,134	98-105	10-18	L	3/21	DETROIT	13,406	105-103	28-41	W
12/28	PHILADELPHIA	14,519	98-100	10-19	L	3/22	@UTAH	11,463	109-119	28-42	L
1/3	@PORTLAND	12,666	104-133	10-20	L	3/26	SEATTLE	10,809	120-107	29-42	W
1/5	@SEATTLE	5,679	114-97	11-20	W	3/28	LA CLIPPERS	11,489	96-107	29-43	L
1/8	WASHINGTON	11,181	109-97	12-20	W	3/30	@SEATTLE	5,416	89-103	29-44	L
1/10	@DALLAS	17,007	104-117	12-21	L	4/1	@DALLAS	17,007	98-128	29-45	L
1/11	INDIANA	11,175	128-99	13-21	W	4/2	GOLDEN STATE	10,383	110-101	30-45	W
1/13	SAN ANTONIO	11,024	121-98	14-21	W	4/4	HOUSTON	13,112	89-112	30-46	L
1/14	@LA LAKERS	14,615	122-143	14-22	L	4/5	@SACRAMENTO	10,333	100-119	30-47	L
1/17	SEATTLE	11,547	103-100	15-22	W	4/7	DENVER	9,185	123-131	30-48	L
1/18	@PORTLAND	12,666	87-112	15-23	L	4/9	SAN ANTONIO	9,384	102-114	30-49	L
1/20	@CLEVELAND	9,034	93-108	15-24	L	4/10	@DENVER	12,292	113-115	30-50	L
1/22	@PHILADELPHIA	11,787	111-118	15-25	L	4/12	@HOUSTON	16,016	110-92	31-50	W
1/23	@WASHINGTON	4,973	112-114	15-26	L	4/13	LA CLIPPERS	10,217	118-99	32-50	W

*Overtime

85-86 Final Statistics

PLAYER	G	GS	MIN	3PT			FTM-FTA	PCT	OR-DR	REB	AST	PF-DQ	STL	TO	BLK	PTS-AVG	
				FGM-FGA	PCT	FGM-FGA											
DAVIS	70	62	2239	624-1287	.485	18-76	.237	257-305	.843	54-149	203	361	153-1	99	219	3	1523-21.8
NANCE	73	69	2484	582-1001	.581	0-8	.000	310-444	.698	169-449	618	240	247-6	70	210	130	1474-20.2
EDWARDS	52	51	1314	318-587	.542	0-0	—	212-302	.702	79-222	301	74	200-5	23	128	29	848-16.3
HUMPHRIES	82	82	2733	352-735	.479	4-29	.138	197-257	.767	56-204	260	526	222-1	132	190	9	905-11.0
SANDERS	82	5	1644	347-676	.513	3-15	.200	208-257	.809	104-169	273	150	236-3	76	143	31	905-11.0
ADAMS	78	45	2005	341-679	.502	0-2	.000	159-203	.783	148-329	.477	324	272-7	103	206	46	841-10.8
PINCKNEY	80	24	1602	255-457	.558	0-2	.000	171-254	.673	95-213	308	90	190-3	71	148	37	681-8.5
THOMPSON	61	20	1281	195-399	.489	0-2	.000	127-157	.809	58-83	141	132	151-0	51	90	10	517-8.5
TONEY(PHX)	10	0	206	26-59	.441	3-10	.300	20-30	.667	3-20	23	26	18-0	5	19	0	75-7.5
PITTMAN	69	17	1132	127-218	.583	0-0	—	99-141	.702	99-147	246	58	140-2	37	107	23	353-5.1
VANOS	11	0	202	23-72	.319	0-0	—	8-23	.348	21-39	60	16	34-0	2	20	5	54-4.9
GLOUCHKOV	49	16	772	84-209	.402	1-1	1.00	70-122	.574	31-132	163	32	124-0	26	76	25	239-4.9
JONES	43	18	742	75-164	.457	0-1	.000	50-98	.510	65-128	193	52	87-0	32	57	25	200-4.7
DURRANT	4	0	51	8-21	.381	0-0	—	1-4	.250	2-6	8	5	10-0	3	4	0	17-4.3
FOSTER	48	0	704	85-218	.390	9-32	.281	23-32	.719	9-49	58	121	77-0	22	61	1	202-4.2
ROBEY	46	1	629	72-191	.377	0-3	.000	33-48	.688	40-108	148	58	92-1	19	66	5	177-3.8
HOLTON	4	0	65	4-20	.200	0-2	.000	4-6	.667	1-2	3	7	7-0	2	4	0	12-3.0
SUNS	82		19805	3518-6993	.503	38-183	.208	1949-2683	.726	1034-2449	3483	2272	2260-29	773	1763	379	9023-110.0
OPPONENTS	82		19805	3569-7307	.488	89-279	.319	2041-2692	.758	1137-2265	3402	2149	2216-25	841	1515	466	9268-113.0

Season Review 86-87


RECORD

36-46

The Suns opened the season with **Larry Nance** and **Ed Pinckney** at forward, **Alvan Adams** at center and **Walter Davis** and **Jay Humphries** at guard. That unit would start 26 of the Suns' 82 games, but 19 other starting combinations would get a shot along the way. Phoenix had five rookies on the club including **William Bedford**, the team's first-round pick (sixth overall), diamond-in-the-rough **Jeff Hornacek**, **Rafael Addison**, **Grant Gondrezick** and **Kenny Gattison**. The Suns' 12-12 record in mid-December would be the last time they would be at .500.

On February 26, after consecutive losses to the L.A. Lakers and their record at 22-34, the Suns released their head coach of 13-plus seasons, **John MacLeod**, replacing him with interim Head Coach **Dick Van Arsdale**.

Under Van Arsdale, the Suns halted their skid, going 14-12 over the season's final 26 games. During the final two weeks, the Suns won nine of their last 10 games and 12 of their last 15. They won nine straight at home to end the season. Davis led the team in scoring with a 23.6 average while Nance chipped in 22.5 points per game. Davis also made his sixth appearance in the All-Star Game.



FRONT ROW: Assistant Coach John Wetzel, Kenny Gattison, Alvan Adams, James Edwards, Nick Vanos, William Bedford, Larry Nance, Head Coach Dick Van Arsdale.

BACK ROW: Jeff Hornacek, Grant Gondrezick, Mike Sanders, Bernard Thompson, Ed Pinckney, Rafael Addison, Walter Davis, Jay Humphries, Trainer Joe Proski.

TIME TORISE

DATE	OPPONENT	ATTEND.	SCORE	REC.	W/L	DATE	OPPONENT	ATTEND.	SCORE	REC.	W/L
10/31	GOLDEN STATE	11,615	127-123	1-0	W	1/24	@INDIANA	10,750	104-103	17-25	W
11/1	@LA CLIPPERS	7,805	111-117	1-1	L	1/26	DETROIT	10,756	120-118*	18-25	W
11/4	PORTLAND	11,624	126-120	2-1	W	1/28	GOLDEN STATE	9,939	131-104	19-25	W
11/7	@ATLANTA	7,061	86-106	2-2	L	1/30	LA LAKERS	14,471	102-114	19-26	L
11/8	@CHICAGO	15,122	96-101	2-3	L	1/31	@SEATTLE	9,344	112-118*	19-27	L
11/11	@NEW YORK	10,987	105-111	2-4	L	2/3	@PORTLAND	12,666	103-117	19-28	L
11/12	@DETROIT	10,366	100-108	2-5	L	2/5	DENVER	10,529	113-100	20-28	W
11/14	PHILADELPHIA	14,519	127-97	3-5	W	2/10	@UTAH	12,212	102-98	21-28	W
11/15	@SAN ANTONIO	6,640	116-109	4-5	W	2/11	INDIANA	10,378	105-121	21-29	L
11/19	NEW JERSEY	9,851	111-101	5-5	W	2/13	UTAH	12,375	105-98	22-29	W
11/21	DALLAS	10,182	122-130*	5-6	L	2/16	WASHINGTON	11,533	110-124	22-30	L
11/22	@DENVER	12,817	120-132	5-7	L	2/19	PORTLAND	10,651	108-124	22-31	L
11/25	@SACRAMENTO	10,333	102-123	5-8	L	2/21	MILWAUKEE	14,471	107-115	22-32	L
11/26	ATLANTA	11,123	120-106	6-8	W	2/24	LA LAKERS	12,686	93-97	22-33	L
11/28	SEATTLE	10,462	104-117	6-9	L	2/25	@LA LAKERS	16,416	91-99	22-34	L
12/2	NEW YORK	10,284	124-100	7-9	W	2/28	SEATTLE	13,338	105-112	22-35	L
12/5	CHICAGO	14,519	114-112	8-9	W	3/2	@DALLAS	17,007	112-135	22-36	L
12/6	@LA CLIPPERS	6,296	111-109	9-9	W	3/5	CLEVELAND	11,163	126-102	23-36	W
12/9	@GOLDEN STATE	7,059	109-94	10-9	W	3/7	SACRAMENTO	12,037	105-102	24-36	W
12/10	HOUSTON	10,535	109-117	10-10	L	3/9	@MILWAUKEE	11,052	110-118	24-37	L
12/12	@DENVER	9,382	116-128	10-11	L	3/11	@BOSTON	14,890	109-118	24-38	L
12/13	DENVER	11,076	123-110	11-11	W	3/12	@CLEVELAND	6,643	109-116	24-39	L
12/16	@HOUSTON	16,016	106-102	12-11	W	3/14	@SAN ANTONIO	7,791	108-121	24-40	L
12/17	@SAN ANTONIO	4,754	81-94	12-12	L	3/18	HOUSTON	11,971	91-113	24-41	L
12/19	SEATTLE	10,433	106-108	12-13	L	3/20	@PORTLAND	12,666	105-134	24-42	L
12/20	@SACRAMENTO	10,333	114-122	12-14	L	3/21	GOLDEN STATE	13,060	102-105	24-43	L
12/23	DALLAS	10,123	120-119	13-14	W	3/24	LA LAKERS	12,907	108-93	25-43	W
12/26	BOSTON	14,519	112-122	13-15	L	3/26	@SACRAMENTO	10,333	115-124	25-44	L
12/27	@DALLAS	17,007	97-123	13-16	L	3/27	LA CLIPPERS	10,153	130-117	26-44	W
12/30	@PORTLAND	12,666	105-120	13-17	L	3/31	@UTAH	12,212	95-110	26-45	L
1/2	@LA LAKERS	17,505	118-155	13-18	L	4/1	HOUSTON	11,122	117-104	27-45	W
1/4	@GOLDEN STATE	6,266	104-101	14-18	W	4/3	UTAH	10,326	112-98	28-45	W
1/6	@SEATTLE	5,764	108-138	14-19	L	4/4	@LA CLIPPERS	8,305	128-123*	29-45	W
1/9	SAN ANTONIO	12,625	100-115	14-20	L	4/6	DALLAS	9,752	118-110*	30-45	W
1/10	@DENVER	13,661	120-127*	14-21	L	4/7	@SEATTLE	6,585	127-125*	31-45	W
1/13	@HOUSTON	16,016	100-118	14-22	L	4/9	PORTLAND	9,438	128-122	32-45	W
1/15	UTAH	10,712	123-107	15-22	W	4/11	SAN ANTONIO	10,595	136-116	33-45	W
1/17	LA CLIPPERS	11,372	132-101	16-22	W	4/12	@LA LAKERS	17,505	104-119	33-46	L
1/19	@PHILADELPHIA	13,525	104-107	16-23	L	4/14	SACRAMENTO	11,369	132-123	34-46	W
1/21	@NEW JERSEY	7,463	114-120	16-24	L	4/15	@GOLDEN STATE	6,688	119-116	35-46	W
1/23	@WASHINGTON	6,525	90-109	16-25	L	4/18	LA CLIPPERS	10,578	121-106	36-46	W

*Overtime

86-87 Final Statistics

PLAYER	G	GS	MIN	3PT				FTM-FTA	PCT	OR-DR	REB	AST	PF-QD	STL	TO	BLK	PTS-AVG
				FGM-FGA	PCT	FGM-FGA	PCT										
DAVIS	79	79	2646	779-1515	.514	21-81	.259	288-334	.862	90-154	244	364	184-1	96	226	5	1867-23.6
NANCE	69	67	2569	585-1062	.551	1-5	.200	381-493	.773	188-411	599	233	223-4	86	149	148	1552-22.5
EDWARDS	14	9	304	57-110	.518	0-0	—	54-70	.771	20-40	60	19	42-1	6	15	7	168-12.0
HUMPHRIES	82	82	2579	359-753	.477	5-27	.185	200-260	.769	62-198	260	632	239-1	112	195	9	923-11.3
ADAMS	68	40	1690	311-618	.503	0-1	.000	134-170	.788	91-247	338	223	207-3	62	139	37	756-11.1
SANDERS	82	4	1655	357-722	.494	2-17	.118	143-183	.781	101-170	271	126	210-1	61	105	23	859-10.5
PINCKNEY	80	65	2250	290-497	.584	0-2	.000	257-348	.739	179-401	580	116	196-1	86	135	54	837-10.5
BEDFORD	50	18	979	142-358	.397	0-1	.000	50-86	.581	79-167	246	57	125-1	18	85	37	334-6.7
ADDISON	62	12	711	146-331	.441	16-50	.320	51-64	.797	41-65	106	45	75-1	27	54	7	359-5.8
GONDREZICK	64	1	836	135-300	.450	4-17	.235	75-107	.701	47-63	110	81	91-0	25	56	4	349-5.5
HORNACEK	80	3	1561	159-350	.454	12-43	.279	94-121	.777	41-143	184	361	130-0	70	153	5	424-5.3
GATTISON	77	14	1104	148-311	.476	0-3	.000	108-171	.632	87-183	270	36	178-1	24	88	33	404-5.2
THOMPSON	24	2	331	42-105	.400	0-3	.000	27-33	.818	20-11	31	18	53-0	11	16	5	111-4.6
VANOS	57	14	640	65-158	.411	0-2	.000	38-59	.644	67-113	180	43	94-0	19	48	23	168-2.9
SUNS	82		19855	3575-7190	.497	61-252	.242	1900-2499	.760	1113-2366	3479	2354	2047-15	703	1498	397	9111-111.1
OPPONENTS	82		19855	3623-7336	.494	123-395	.311	1942-2570	.756	1235-2355	3590	2246	2034-20	799	1428	435	9311-113.5

Season Review 87-88


RECORD

28-54

When the Phoenix Suns projected their opening night lineup, rookie Head Coach **John Wetzel** envisioned a starting unit of **Larry Nance** and **Armon Gilliam** at forward, **James Edwards** at center with **Walter Davis** and **Jay Humphries** at guard. During the season's final month, the Suns' starting unit had evolved into **Eddie Johnson** at small forward, Gilliam at power forward, **Mark West** at center, **Kevin Johnson** and **Jeff Hornacek** at guard.

The Suns finished the season with a 28-54 record, their poorest record since their 16-66 expansion season in 1968-69. However, in Suns history, 1987-88 will likely be referred to as "The Year of the Trade." In late February, Suns Director of Player Personnel, **Cotton Fitzsimmons**, orchestrated a series of trades that changed the face and the fortunes of the Suns. In the largest single transaction to that point in the 20-year history of the Suns franchise, Fitzsimmons dealt Nance and **Mike Sanders**, along with Detroit's first-round pick in 1988 to Cleveland in exchange for the Cavs' first- and second-round draft picks in 1988, and players KJ, West and **Tyrone Corbin**. The Suns finished off the trading flurry by sending Humphries to Milwaukee for **Craig Hodges**.

The new-look Suns put together a respectable 11-9 record over the last quarter of the season and KJ won Rookie of the Month honors for April. Shortly after the end of the season, Wetzel was released and was replaced by Fitzsimmons, who was making his second appearance as the Suns' head coach.



FRONT ROW: Head Coach John Wetzel, Ron Moore, Jeff Cook, Armon Gilliam, Mark West, Alvan Adams, James Bailey, Assistant Coach Herb Brown, Trainer Joe Proski.

BACK ROW: Kevin Johnson, Jeff Hornacek, Walter Davis, Winston Crite, Kenny Gattison, Bernard Thompson, Eddie Johnson, Tyrone Corbin, Craig Hodges.

TIME TORISE

DATE	OPPONENT	ATTEND.	SCORE	REC.	W/L	DATE	OPPONENT	ATTEND.	SCORE	REC.	W/L
11/6	@PORTLAND	12,666	104-114	0-1	L	2/4	CHICAGO	14,471	101-113	13-29	L
11/7	@SEATTLE	14,252	96-112	0-2	L	2/9	LA CLIPPERS	8,756	106-100	14-29	W
11/10	GOLDEN STATE	9,470	123-109	1-2	W	2/10	@LA CLIPPERS	5,670	95-101	14-30	L
11/11	@GOLDEN STATE	8,560	115-130	1-3	L	2/12	INDIANA	11,719	102-107	14-31	L
11/13	@UTAH	12,212	92-109	1-4	L	2/13	@SACRAMENTO	10,333	116-114	15-31	W
11/14	SAN ANTONIO	9,686	124-113	2-4	W	2/15	BOSTON	14,371	106-107	15-32	L
11/18	UTAH	8,908	90-80	3-4	W	2/17	@UTAH	12,444	103-108	15-33	L
11/20	LA CLIPPERS	9,464	96-112	3-5	L	2/18	SAN ANTONIO	10,086	114-122	15-34	L
11/25	HOUSTON	11,112	103-109	3-6	L	2/20	DENVER	14,269	128-108	16-34	W
11/27	NEW JERSEY	9,749	113-107	4-6	W	2/22	@DALLAS	17,007	107-114	16-35	L
12/1	@PORTLAND	12,666	100-102	4-7	L	2/25	CLEVELAND	10,357	109-103	17-35	W
12/3	NEW YORK	9,678	120-114	5-7	W	2/27	WASHINGTON	14,286	106-116	17-36	L
12/5	PORTLAND	11,411	115-133	5-8	L	2/28	@LA LAKERS	17,505	97-111	17-37	L
12/6	@LA CLIPPERS	5,467	97-96	6-8	W	3/1	@SAN ANTONIO	5,151	109-114	17-38	L
12/9	ATLANTA	10,795	117-105	7-8	W	3/3	PORTLAND	10,435	112-135	17-39	L
12/11	@DALLAS	17,007	104-108*	7-9	L	3/4	@DENVER	13,212	108-116	17-40	L
12/12	@SEATTLE	7,262	110-129	7-10	L	3/8	@ATLANTA	10,507	113-143	17-41	L
12/15	@LA LAKERS	17,371	97-122	7-11	L	3/9	@WASHINGTON	8,122	111-115	17-42	L
12/18	PORTLAND	9,971	114-129	7-12	L	3/11	@DETROIT	21,612	88-116	17-43	L
12/20	@SACRAMENTO	10,333	120-109	8-12	W	3/13	@MILWAUKEE	11,052	107-117	17-44	L
12/22	@DENVER	8,823	104-119	8-13	L	3/15	SEATTLE	11,159	111-90	18-44	W
12/23	SEATTLE	10,351	102-103	8-14	L	3/16	@GOLDEN STATE	7,820	118-112	19-44	W
12/26	SACRAMENTO	10,328	110-112	8-15	L	3/19	LA LAKERS	14,471	102-95	20-44	W
12/28	PHILADELPHIA	13,041	117-101	9-15	W	3/21	LA CLIPPERS	10,602	107-99	21-44	W
12/30	@LA CLIPPERS	7,420	121-102	10-15	W	3/22	@UTAH	12,444	96-103	21-45	L
1/2	@CLEVELAND	9,106	107-120	10-16	L	3/24	MILWAUKEE	11,271	119-114	22-45	W
1/4	@PHILADELPHIA	7,851	114-122	10-17	L	3/26	DETROIT	14,025	103-108	22-46	L
1/5	@NEW YORK	11,003	100-95	11-17	W	3/30	GOLDEN STATE	10,662	123-105	23-46	W
1/7	DALLAS	11,473	91-105	11-18	L	4/2	@SEATTLE	9,790	107-151	23-47	L
1/9	@HOUSTON	16,611	98-104	11-19	L	4/5	UTAH	9,829	111-106	24-47	W
1/11	DENVER	9,802	127-115	12-19	W	4/6	@DALLAS	16,452	93-119	24-48	L
1/13	HOUSTON	10,114	117-106	13-19	W	4/8	@GOLDEN STATE	8,317	111-112	24-49	L
1/16	LA LAKERS	14,471	96-107	13-20	L	4/9	SACRAMENTO	10,575	95-92	25-49	W
1/18	@NEW JERSEY	8,074	113-117	13-21	L	4/11	DENVER	9,708	119-123	25-50	L
1/20	@BOSTON	14,890	115-131	13-22	L	4/13	SAN ANTONIO	10,822	123-116	26-50	W
1/22	@CHICAGO	17,725	108-118	13-23	L	4/15	@LA LAKERS	17,505	114-117	26-51	L
1/24	@INDIANA	10,842	109-128	13-24	L	4/16	SEATTLE	11,406	121-119*	27-51	W
1/27	DALLAS	10,592	102-121	13-25	L	4/19	GOLDEN STATE	8,939	122-107	28-51	W
1/29	@PORTLAND	12,666	119-128	13-26	L	4/20	@SEATTLE	8,570	98-121	28-52	L
1/30	SACRAMENTO	14,471	120-126	13-27	L	4/22	LA LAKERS	14,077	112-117	28-53	L
2/2	@HOUSTON	16,611	99-109	13-28	L	4/24	@HOUSTON	16,611	119-127	28-54	L

*Overtime

87-88 Final Statistics

PLAYER	G	GS	MIN	3 PT				FTM-FTA	PCT	OR-DR	REB	AST	PF-DQ	STL	TO	BLK	PTS-AVG
				FGM-FGA	PCT	FGM-FGA	PCT										
NANCE	40	34	1477	327-616	.531	2-5	.400	187-249	.751	119-275	394	123	152-7	45	106	96	843-21.1
DAVIS	68	48	1951	488-1031	.473	36-96	.375	205-231	.887	32-127	159	278	131-0	86	126	3	1217-17.9
E.JOHNSON	73	59	2177	533-1110	.480	24-94	.255	204-240	.850	121-197	318	180	190-0	33	139	9	1294-17.7
EDWARDS	43	42	1377	254-542	.469	0-1	.000	165-260	.635	97-238	335	73	159-2	14	108	32	673-15.7
GILLIAM	55	53	1807	342-720	.475	0-0	—	131-193	.679	134-300	434	72	143-1	58	123	29	815-14.8
HUMPHRIES	50	33	1557	264-484	.545	3-16	.188	103-139	.741	44-107	151	354	154-1	61	108	4	634-12.7
K.JOHNSON(PHX)	28	25	874	132-285	.463	3-15	.200	85-99	.859	26-93	119	244	59-0	43	64	7	352-12.6
WEST(PHX)	29	29	915	134-257	.521	0-1	.000	75-132	.568	82-160	242	24	107-2	22	82	68	343-11.8
HODGES(PHX)	23	0	462	87-178	.489	31-57	.544	27-32	.844	7-25	32	44	38-0	16	28	2	232-10.1
HORNACEK	82	49	2243	306-605	.506	17-58	.293	152-185	.822	71-191	262	540	151-0	107	156	10	781-9.5
CORBIN(PHX)	30	1	591	99-203	.488	1-3	.333	33-40	.825	48-82	130	59	53-0	30	38	3	232-7.7
ADAMS	82	25	1646	251-506	.496	1-2	.500	108-128	.844	118-247	365	183	245-3	82	140	41	611-7.5
SANDERS	35	5	466	82-171	.480	0-1	.000	39-53	.736	28-34	62	30	73-0	18	27	4	203-5.8
THOMPSON	37	7	566	74-159	.465	0-2	.000	43-60	.717	40-36	76	51	75-1	21	21	1	191-5.2
BAILEY	65	0	869	109-241	.452	0-4	.000	70-89	.787	73-137	210	42	180-1	17	70	28	288-4.4
MARTIN	10	0	101	16-51	.314	0-1	.000	8-13	.615	9-18	27	6	16-0	5	9	0	40-4.0
CRITE	29	0	258	34-68	.500	0-0	—	19-25	.760	27-37	64	15	42-0	5	25	8	87-3.0
MOORE(PHX)	5	0	34	5-16	.313	0-0	—	4-4	1.00	0-6	6	0	13-0	3	1	0	14-2.8
COOK	33	0	359	14-59	.237	0-1	.000	23-28	.821	37-69	106	14	64-1	9	14	8	51-1.5
SUNS	82		19730	3551-7302	.486	118-357	.331	1681-2200	.764	1113-2379	3492	2332	2045-19	675	1413	353	8901-108.5
OPPONENTS	82		19730	3609-7248	.498	128-421	.304	1922-2506	.767	1104-2416	3520	2225	1901-16	710	1296	441	9268-113.0

Season Review 88-89

RECORD

55-27

When the season began, no one predicted that the Suns would end up with the fourth-best record in the NBA and give the defending World Champion Los Angeles Lakers a serious run for the Pacific Division title. However, the Suns did just that on their way to the third-biggest turnaround in NBA history, improving by 27 games.

The 1988-89 Suns did not resemble any past Suns squads as **Jeff Hornacek** was the lone holdover from two years before. Director of Player Personnel **Cotton Fitzsimmons** took over as head coach prior to the season and brought assistant coaches **Paul Westphal**, **Lionel Hollins** and **Truck Robinson** on board.

The Suns won 55 games, including 18 of their last 22 games. They were the only team in the league to have three players average 20-plus points (**Tom Chambers** 25.7, **Eddie Johnson** 21.5, **Kevin Johnson** 20.4) and led the league with 118.6 points per game.

The Suns set a new Coliseum attendance record with an average of 12,465 fans at home and 18 sellouts, also a franchise record.

The Suns defeated Denver in the first round of the playoffs and won their second round series against Golden State 4-1. Next up were the Lakers in the Western Conference Finals. They played the Lakers tough but fell 4-0.

The Suns were showered with postseason awards. Eddie Johnson won the NBA Sixth Man Award, Kevin Johnson was named the Most Improved Player, Fitzsimmons won NBA Coach of the Year and President and CEO **Jerry Colangelo** was named NBA Executive of the Year for the third time. It was the first time in NBA history that a single team won four postseason league awards. Chambers and KJ were also selected to the All-NBA Second Team.



FRONT ROW: Assistant Coach Lionel Hollins, Assistant Coach Paul Westphal, Dan Majerle, Dean Garrett, Mark West, Armon Gilliam, Tyrone Corbin, Trainer Joe Proski, Head Coach Cotton Fitzsimmons.

BACK ROW: Kevin Johnson, Jeff Hornacek, Winston Crite, Eddie Johnson, Kenny Gattison, Andrew Lang, Tom Chambers, Tim Perry, Steve Kerr, Craig Hodges.

TIME TORISE

DATE	OPPONENT	ATTEND.	SCORE	REC.	W/L	DATE	OPPONENT	ATTEND.	SCORE	REC.	W/L
11/4	@PORTLAND	12,812	105-120	0-1	L	2/1	LA LAKERS	14,471	114-97	27-15	W
11/5	@GOLDEN STATE	15,025	104-117	0-2	L	2/3	@DALLAS	17,007	117-121	27-16	L
11/9	DALLAS	9,241	111-103	1-2	W	2/4	ATLANTA	14,471	116-118*	27-17	L
11/11	GOLDEN STATE	10,045	141-103	2-2	W	2/6	UTAH	12,058	104-87	28-17	W
11/12	@LA CLIPPERS	13,826	127-138*	2-3	L	2/9	LA CLIPPERS	11,089	120-113	29-17	W
11/15	@SACRAMENTO	16,517	119-89	3-3	W	2/15	SEATTLE	12,800	135-112	30-17	W
11/16	INDIANA	9,062	123-104	4-3	W	2/17	BOSTON	14,471	135-126	31-17	W
11/18	DETROIT	14,471	105-121	4-4	L	2/18	@SACRAMENTO	16,517	120-101	32-17	W
11/19	@UTAH	12,444	121-134	4-5	L	2/20	@UTAH	12,444	92-118	32-18	L
11/23	NEW JERSEY	9,046	129-133	4-6	L	2/21	GOLDEN STATE	12,468	139-121	33-18	W
11/25	SEATTLE	10,710	110-105	5-6	W	2/24	PHILADELPHIA	14,471	120-95	34-18	W
11/26	@SAN ANTONIO	10,583	104-117	5-7	L	2/26	@LA LAKERS	17,505	122-134	34-19	L
11/29	@HOUSTON	16,611	124-107	6-7	W	2/28	@PORTLAND	12,848	134-139	34-20	L
12/2	HOUSTON	9,809	110-95	7-7	W	3/2	SACRAMENTO	10,369	110-90	35-20	W
12/3	LA CLIPPERS	9,194	114-106*	8-7	W	3/4	LA CLIPPERS	14,471	133-91	36-20	W
12/6	WASHINGTON	8,123	130-92	9-7	W	3/6	@PHILADELPHIA	14,156	110-106	37-20	W
12/7	@LA LAKERS	17,353	111-125	9-8	L	3/7	@NEW YORK	17,621	119-124	37-21	L
12/9	GOLDEN STATE	11,636	110-105	10-8	W	3/10	@INDIANA	11,337	116-121	37-22	L
12/13	@SEATTLE	13,500	116-126	10-9	L	3/11	@MILWAUKEE	16,633	93-100	37-23	L
12/16	PORTLAND	11,196	132-125	11-9	W	3/13	@MIAMI	15,008	112-104	38-23	W
12/17	@PORTLAND	12,848	97-115	11-10	L	3/14	@ATLANTA	15,872	114-112	39-23	W
12/20	SAN ANTONIO	9,550	128-110	12-10	W	3/17	PORTLAND	14,090	129-124	40-23	W
12/22	@DENVER	9,677	126-118	13-10	W	3/18	SEATTLE	14,471	122-104	41-23	W
12/23	DENVER	10,274	119-107	14-10	W	3/20	MIAMI	12,315	115-97	42-23	W
12/26	LA LAKERS	14,471	111-96	15-10	W	3/22	CHICAGO	14,471	111-112	42-24	L
12/28	@DETROIT	21,454	100-106	15-11	L	3/23	@GOLDEN STATE	15,025	154-124	43-24	W
12/30	@NEW JERSEY	13,259	116-109	16-11	W	3/25	@LA CLIPPERS	10,903	123-103	44-24	W
1/2	@WASHINGTON	3,729	125-122	17-11	W	3/26	@LA LAKERS	17,505	116-118	44-25	L
1/4	@BOSTON	14,890	106-104	18-11	W	3/28	LA LAKERS	14,471	127-104	45-25	W
1/6	DALLAS	14,471	120-111	19-11	W	3/30	@SACRAMENTO	16,517	123-135	45-26	L
1/7	MIAMI	12,288	107-99	20-11	W	3/31	MILWAUKEE	14,471	122-104	46-26	W
1/9	@GOLDEN STATE	11,029	124-130	20-12	L	4/5	UTAH	14,471	114-104	47-26	W
1/11	CLEVELAND	14,471	121-124	20-13	L	4/6	@SEATTLE	14,457	126-119	48-26	W
1/13	SACRAMENTO	13,420	111-90	21-13	W	4/8	@LA CLIPPERS	10,459	115-97	49-26	W
1/16	@CLEVELAND	19,875	110-126	21-14	L	4/12	@DALLAS	16,851	109-94	50-26	W
1/17	@MIAMI — POSTPONED-UNSAFE CONDITIONS (MADE UP 4/19)					4/13	@HOUSTON	16,611	119-111	51-26	W
1/19	@CHARLOTTE	23,388	126-112	22-14	W	4/15	SAN ANTONIO	14,471	137-91	52-26	W
1/21	@CHICAGO	18,591	116-107	23-14	W	4/17	SACRAMENTO	14,471	140-85	53-26	W
1/24	CHARLOTTE	11,089	106-103	24-14	W	4/19	@MIAMI	15,008	117-91	54-26	W
1/27	NEW YORK	14,471	132-130	25-14	W	4/21	HOUSTON	14,471	101-112	54-27	L
1/28	@DENVER	17,022	138-142	25-15	L	4/22	@SAN ANTONIO	12,995	121-111	55-27	W
1/30	DENVER	10,726	126-100	26-15	W						

*Overtime

88-89 Final Statistics

PLAYER	3PT																	
	G	GS	MIN	FGM-FGA	PCT	FGM-FGA	PCT	FTM-FTA	PCT	OR-DR	REB	AST	PF-DQ	STL	TO	BLK	PTS	AVG
CHAMBERS	81	81	3002	774-1643	.471	28-86	.326	509-598	.851	143-541	684	231	271-2	87	231	55	2085-25.7	
E.JOHNSON	70	7	2043	608-1224	.497	71-172	.413	217-250	.868	91-215	306	162	198-0	47	122	7	1504-21.5	
K.JOHNSON	81	81	3179	570-1128	.505	2-22	.091	508-576	.882	46-294	340	991	226-1	135	322	24	1650-20.4	
GILLIAM	74	60	2120	468-930	.503	0-0	—	240-323	.743	165-376	541	52	176-2	54	140	27	1176-15.9	
HORNACEK	78	73	2487	440-889	.495	27-81	.333	147-178	.826	75-191	266	465	188-0	129	111	8	1054-13.5	
MAJERLE	54	5	1354	181-432	.419	27-82	.329	78-127	.614	62-147	209	130	139-1	63	48	14	467-8.6	
CORBIN	77	30	1655	245-454	.540	0-2	.000	141-179	.788	176-222	398	118	222-2	82	92	13	631-8.2	
WEST	82	32	2019	243-372	.653	0-0	—	108-202	.535	167-384	551	39	273-4	35	103	187	594-7.2	
PERRY	62	15	614	108-201	.537	1-4	.250	40-65	.615	61-71	132	18	47-0	19	37	32	257-4.1	
HODGES	10	0	92	16-36	.444	4-12	.333	3-4	.750	2-3	5	8	8-0	2	5	0	39-3.9	
LANG	62	25	526	60-117	.513	0-0	—	39-60	.650	54-93	147	9	112-1	17	28	48	159-2.6	
KERR	26	0	157	20-46	.435	8-17	.471	6-9	.667	3-14	17	24	12-0	7	6	0	54-2.1	
DAVIS	2	0	7	1-5	.200	0-1	.000	2-2	1.00	1-0	1	0	1-0	0	0	0	4-2.0	
DUNN	34	1	321	12-35	.343	0-0	—	9-12	.750	30-30	60	25	35-0	12	6	1	33-1.0	
NEALY(PHX)	30	0	164	8-29	.276	0-2	.000	3-7	.429	18-37	55	8	22-0	4	6	0	19-0.6	
GATTISON	2	0	9	0-1	.000	0-0	—	1-2	.500	0-1	1	0	2-0	0	0	0	1-0.5	
CRITE	2	0	6	0-3	.000	0-0	—	0-0	—	1-0	1	0	1-0	0	1	0	0-0.0	
SUNS	82		19755	3754-7545	.498	168-481	.349	2051-2594	.791	1095-2619	3714	2280	1933-13	693	1279	416	9727-118.6	
OPPONENTS	82		19755	3589-7736	.464	181-568	.319	1737-2308	.753	1252-2458	3710	2166	2057-16	625	1368	437	9006-110.9	

Season Review 89-90

RECORD

54-28

The 1989-90 Suns featured eight returning players from the previous year's team and finished 54-28.


Phoenix ended the season second in the NBA in points scored (114.9) and 22 road wins established a new team record. The Suns also established a new NBA record on April 9 when they hit 61 free throws against Utah. The club won a single season team-record 19 in a row at home.

Tom Chambers set the club record for total points in a season (2,201) and scoring average (27.2) and placed fourth in the league in scoring average.

Head Coach **Cotton Fitzsimmons** reached the .500 mark for his career with a win over Philadelphia on February 24. It was the first time he was at the .500 level since March 7, 1976, when he was head coach of Atlanta. Fitzsimmons, the 1989 NBA Coach of the Year, was named Coach of the Month for February.

The Suns set an all-time regular season home attendance record on April 3 against Dallas, and played in front of 578,661 fans on the year. The Suns had 26 sellouts to set a new franchise record, topping the old mark of 18 set in 1988-89.

Phoenix began playoff competition with a hard-fought 3-2 series win over Utah. They then defeated the L.A. Lakers, 4-1, in the Western Conference Semifinals; the first time a Suns team defeated the Lakers in a seven-game playoff series. The Suns then lost to Portland, 4-2, in the conference finals. Chambers and **Kevin Johnson** were both named to the All-NBA Second Team.



FRONT ROW: NBA Scout Scotty Robertson, Assistant Coach Lionel Hollins, Kevin Johnson, Jeff Hornacek, Kenny Battle, Michael Morrison, Greg Grant, Assistant Coach Paul Westphal, Head Coach Cotton Fitzsimmons.

BACK ROW: Trainer Joe Proski, Ricky Blanton, Kurt Rambis, Andrew Lang, Tom Chambers, Mark West, Tim Perry, Eddie Johnson, Dan Majerle.

TIME TORISE

DATE	OPPONENT	ATTEND.	SCORE	REC.	W/L	DATE	OPPONENT	ATTEND.	SCORE	REC.	W/L
11/3	GOLDEN STATE	14,144	136-106	1-0	W	2/1	ATLANTA	14,143	102-90	26-16	W
11/4	@DENVER	12,439	132-135	1-1	L	2/3	HOUSTON	14,487	130-105	27-16	W
11/7	@LA LAKERS	17,505	107-111	1-2	L	2/4	@PORTLAND	12,884	121-123	27-17	L
11/10	SACRAMENTO	13,590	130-109	2-2	W	2/7	@SEATTLE	11,420	128-124	28-17	W
11/15	PORTLAND	12,728	109-107	3-2	W	2/13	LA CLIPPERS	12,059	118-96	29-17	W
11/17	@PORTLAND	12,884	109-110	3-3	L	2/14	UTAH	14,487	114-103	30-17	W
11/18	WASHINGTON	13,607	118-107	4-3	W	2/16	GOLDEN STATE	14,487	135-114	31-17	W
11/21	@SAN ANTONIO	13,726	98-107	4-4	L	2/18	@GOLDEN STATE	15,025	131-113	32-17	W
11/22	CHICAGO	14,487	90-95	4-5	L	2/20	BOSTON	14,487	120-99	33-17	W
11/24	ORLANDO	13,173	121-94	5-5	W	2/22	@SACRAMENTO	17,014	104-98	34-17	W
11/29	DETROIT	14,487	103-111	5-6	L	2/24	PHILADELPHIA	14,487	129-99	35-17	W
12/1	LA CLIPPERS	13,240	111-90	6-6	W	2/27	DENVER	14,487	120-101	36-17	W
12/2	NEW YORK	14,033	112-122	6-7	L	3/1	@HOUSTON	14,705	104-112	36-18	L
12/7	@LA LAKERS	17,257	96-100	6-8	L	3/2	@DALLAS	17,007	102-108	36-19	L
12/8	MILWAUKEE	12,409	123-98	7-8	W	3/4	CLEVELAND	14,487	108-96	37-19	W
12/12	@HOUSTON	14,867	83-105	7-9	L	3/6	@ATLANTA	13,049	113-111	38-19	W
12/13	@UTAH	12,616	95-102	7-10	L	3/7	@WASHINGTON	7,810	113-111	39-19	W
12/15	HOUSTON	14,032	121-96	8-10	W	3/9	@INDIANA	10,960	134-130	40-19	W
12/17	@SACRAMENTO	17,014	125-113	9-10	W	3/10	@MINNESOTA	30,168	101-98*	41-19	W
12/20	INDIANA	13,329	130-131*	9-11	L	3/13	@UTAH	12,616	114-106	42-19	W
12/22	SAN ANTONIO	14,487	115-119	9-12	L	3/14	DENVER	14,487	138-108	43-19	W
12/23	LA CLIPPERS	12,567	104-100	10-12	W	3/16	MIAMI	14,487	129-103	44-19	W
12/26	PORTLAND	14,487	121-105	11-12	W	3/19	SAN ANTONIO	14,487	102-113	44-20	L
12/29	@MINNESOTA	25,699	118-101	12-12	W	3/21	CHARLOTTE	14,487	114-115*	44-21	L
12/30	@CLEVELAND	18,867	102-110	12-13	L	3/23	MINNESOTA	14,487	120-99	45-21	W
1/2	@NEW YORK	18,212	113-99	13-13	W	3/24	SEATTLE	14,487	121-95	46-21	W
1/4	DALLAS	14,487	119-102	14-13	W	3/26	@CHICAGO	17,884	92-121	46-22	L
1/6	@SEATTLE	14,430	110-120	14-14	L	3/27	@MILWAUKEE	15,493	127-133	46-23	L
1/9	LA LAKERS	14,487	121-118*	15-14	W	3/29	@CHARLOTTE	23,901	105-92	47-23	W
1/12	SACRAMENTO	14,487	111-96	16-14	W	3/30	@NEW JERSEY	13,328	126-119	48-23	W
1/13	@DENVER	14,070	119-111	17-14	W	4/1	@PHILADELPHIA	15,751	112-141	48-24	L
1/15	CHARLOTTE	13,643	118-108*	18-14	W	4/3	DALLAS	14,487	117-111	49-24	W
1/17	@DALLAS	17,007	108-88	19-14	W	4/6	LA LAKERS	14,487	99-103	49-25	L
1/18	MINNESOTA	14,070	113-96	20-14	W	4/7	@LA CLIPPERS	12,888	115-108	50-25	W
1/20	SEATTLE	14,487	117-98	21-14	W	4/9	UTAH	14,487	119-115*	51-25	W
1/22	@ORLANDO	15,077	126-103	22-14	W	4/12	@SACRAMENTO	17,014	116-114	52-25	W
1/23	@MIAMI	15,008	118-99	23-14	W	4/14	@SEATTLE	12,903	89-96	52-26	L
1/25	@CHARLOTTE	23,901	124-97	24-14	W	4/16	@GOLDEN STATE	15,025	141-129	53-26	W
1/26	@DETROIT	21,454	103-107	24-15	L	4/18	PORTLAND	14,487	120-128*	53-27	L
1/28	@BOSTON	14,890	118-126	24-16	L	4/20	GOLDEN STATE	14,487	123-106	54-27	W
1/30	NEW JERSEY	13,291	120-95	25-16	W	4/22	@SAN ANTONIO	15,910	93-108	54-28	L

*Overtime

89-90 Final Statistics

PLAYER	G	GS	MIN	3 PT				FTM-FTA	PCT	OR-DR	REB	AST	PF-QD	STL	TO	BLK	PTS-AVG
				FGM-FGA	PCT	FGM-FGA	PCT										
CHAMBERS	81	81	3046	810-1617	.501	24-86	.279	557-647	.861	121-450	571	190	260-1	88	218	47	2201-27.2
K.JOHNSON	74	74	2782	578-1159	.499	8-41	.195	501-598	.838	42-228	270	846	143-0	95	263	14	1665-22.5
HORNACEK	67	60	2278	483-901	.536	40-98	.408	173-202	.856	86-557	313	337	144-2	117	125	14	1179-17.6
E.JOHNSON	64	4	1811	411-907	.453	70-184	.380	188-205	.917	69-177	246	107	174-4	32	108	10	1081-16.9
MAJERLE	73	23	2244	296-698	.424	19-80	.238	198-260	.762	144-286	430	188	177-5	100	82	32	809-11.1
WEST	82	79	2399	331-530	.625	0-0	—	199-288	.691	212-516	728	45	277-5	36	126	184	861-10.5
GILLIAM	16	7	267	52-121	.430	0-0	—	39-56	.696	26-44	70	8	28-0	6	17	5	143-8.9
MCGEE	14	7	280	42-87	.483	8-23	.348	10-21	.476	11-25	36	16	28-0	8	14	1	102-7.3
RAMBIS(TOT)	74	61	1904	190-373	.509	0-3	.000	82-127	.646	156-369	525	135	208-0	100	104	37	462-6.2
RAMBIS(PHX)	58	45	1456	132-257	.514	0-2	.000	52-72	.722	108-297	405	107	163-0	68	75	27	316-5.4
PERRY	60	18	612	100-195	.513	1-1	1.00	53-90	.589	79-73	152	17	76-0	21	47	22	254-4.2
BATTLE	59	8	729	93-170	.547	1-4	.250	55-82	.671	44-80	124	38	94-2	35	32	11	242-4.1
LANG	74	0	1011	97-174	.557	0-0	—	64-98	.653	83-188	271	21	171-1	22	41	133	258-3.5
GRANT	67	3	678	83-216	.384	3-16	.188	39-59	.661	16-43	59	168	58-0	36	77	1	208-3.1
LEGLER	11	0	83	11-29	.379	0-1	.000	6-6	1.00	4-4	8	6	12-0	2	4	0	28-2.5
MORRISON	36	1	153	23-68	.338	2-7	.286	24-30	.800	7-13	20	11	20-0	2	23	0	72-2.0
WILLIAMS	6	0	26	2-10	.200	0-0	—	1-2	.500	1-0	1	4	0-0	0	5	0	5-0.8
SUNS	82		19855	3544-7139	.496	176-543	.324	2159-2716	.795	1053-2651	3704	2109	1825-20	668	1275	501	9423-114.9
OPPONENTS	82		19855	3528-7588	.465	200-563	.355	1585-2163	.733	1202-2335	3537	2125	2151-33	677	1254	395	8841-107.8

Season Review 90-91

Following two consecutive trips to the Western Conference Finals and two-straight 50-plus win seasons, expectations of the Suns were high. They did not disappoint as the club finished 55-27.

RECORD
55-27


The Suns took off for Tokyo, Japan, to open the season with two games against Utah. It marked the first time that professional sports teams from the United States played regular season games outside of North America. The Suns and Jazz split the two games.

The Suns set several records versus Denver on November 10. In that game, Head Coach **Cotton Fitzsimmons** won his 700th career game, becoming only the seventh coach in NBA history to achieve that mark. As a team, the Suns set a new NBA record for points in a half, scoring 107 first-half points, and tied the record for points in a non-overtime game with 173 vs. Denver on November 10.

On November 27 in Portland, the Suns defeated the Trail Blazers 123-109, ending a 20-game losing streak in Portland.

Phoenix set another club record with its 13-3 mark in March, the most wins by a Suns team in any month.

Phoenix finished the year with a 32-9 record at home and a 23-18 mark on the road. The 23 road wins eclipsed the record of 22 set during the 1989-90 season. However, the Suns lost in the opening round of the playoffs, 3-1, to Utah.



FRONT ROW: Assistant Coach Scotty Robertson, Assistant Coach Lionel Hollins, Assistant Coach Paul Westphal, Negele Knight, Cedric Ceballos, Dan Majerle, Jeff Hornacek, Kevin Johnson, President/CEO Jerry Colangelo, Head Coach Cotton Fitzsimmons.

BACK ROW: Trainer Joe Proski, Xavier McDaniel, Ed Nealy, Tim Perry, Tom Chambers, Joe Barry Carroll, Andrew Lang, Mark West, Kurt Rambis, Ian Lockhart.

TIME TORISE

DATE	OPPONENT	ATTEND.	SCORE	REC.	W/L	DATE	OPPONENT	ATTEND.	SCORE	REC.	W/L
11/2	UTAH @ TOKYO	10,111	119-96	1-0	W	1/30	@MIAMI	15,008	115-104	28-14	W
11/3	UTAH @ TOKYO	10,111	101-102	1-1	L	2/1	@PHILADELPHIA	17,611	89-96	28-15	L
11/7	GOLDEN STATE	14,487	129-119	2-1	W	2/3	@DETROIT	21,454	112-97	29-15	W
11/10	DENVER	14,487	173-143	3-1	W	2/5	DENVER	14,487	126-103	30-15	W
11/13	@LA LAKERS	16,512	112-111	4-1	W	2/6	@UTAH	12,616	99-103	30-16	L
11/14	@LA CLIPPERS	11,812	102-108	4-2	L	2/12	LA LAKERS	14,487	99-95	31-16	W
11/16	LA CLIPPERS	14,487	121-110*	5-2	W	2/14	@SAN ANTONIO	15,908	106-97	32-16	W
11/17	@SAN ANTONIO	15,908	114-128	5-3	L	2/16	@HOUSTON	16,911	91-100	32-17	L
11/21	CHICAGO	14,487	109-107	6-3	W	2/19	BOSTON	14,487	109-105	33-17	W
11/23	NEW JERSEY	14,487	114-116	6-4	L	2/20	@LA CLIPPERS	11,068	113-93	34-17	W
11/27	@PORTLAND	12,884	123-109	7-4	W	2/22	@PORTLAND	12,884	106-127	34-18	L
11/29	SEATTLE	14,487	128-110	8-4	W	2/23	@SEATTLE	14,692	120-110	35-18	W
12/1	LA LAKERS	14,487	98-108	8-5	L	2/25	CHARLOTTE	14,487	128-108	36-18	W
12/4	@CHICAGO	18,094	127-155	8-6	L	2/27	ORLANDO	14,487	116-124	36-19	L
12/5	@INDIANA	8,557	121-126	8-7	L	3/1	SACRAMENTO	14,487	112-106	37-19	W
12/7	@NEW JERSEY	11,019	129-110	9-7	W	3/4	@CHARLOTTE	23,901	126-93	38-19	W
12/8	@ORLANDO	15,077	113-109	10-7	W	3/5	@NEW YORK	16,420	107-102	39-19	W
12/11	SACRAMENTO	14,487	113-90	11-7	W	3/7	@ATLANTA	12,184	106-104	40-19	W
12/13	ORLANDO	14,487	125-114	12-7	W	3/8	@WASHINGTON	15,311	117-91	41-19	W
12/15	@DENVER	13,696	142-134	13-7	W	3/10	@MINNESOTA	19,006	123-109	42-19	W
12/18	@DALLAS	17,007	114-95	14-7	W	3/13	PORTLAND	14,487	116-108	43-19	W
12/19	MINNESOTA	14,487	112-96	15-7	W	3/15	HOUSTON	14,487	128-135	43-20	L
12/21	SAN ANTONIO	14,487	128-132*	15-8	L	3/16	ATLANTA	14,487	128-116	44-20	W
12/22	@HOUSTON	14,996	102-122	15-9	L	3/18	INDIANA	14,487	111-103	45-20	W
12/26	DALLAS	14,487	115-88	16-9	W	3/20	@DALLAS	17,007	110-96	46-20	W
12/28	PHILADELPHIA	14,487	115-96	17-9	W	3/22	SEATTLE	14,487	105-111	46-21	L
12/29	MIAMI	14,487	134-95	18-9	W	3/23	@SACRAMENTO	17,014	100-95	47-21	W
1/2	@CLEVELAND	15,808	105-83	19-9	W	3/25	@LA CLIPPERS	12,000	94-106	47-22	L
1/4	@BOSTON	14,890	103-132	19-10	L	3/26	MINNESOTA	14,487	117-95	48-22	W
1/5	@MILWAUKEE	18,633	86-88	19-11	L	3/28	MILWAUKEE	14,487	102-88	49-22	W
1/7	@MINNESOTA	19,006	119-106	20-11	W	4/2	UTAH	14,487	131-117	50-22	W
1/9	CLEVELAND	14,487	113-105	21-11	W	4/4	LA LAKERS	14,487	98-102	50-23	L
1/11	HOUSTON	14,487	114-110	22-11	W	4/5	@GOLDEN STATE	15,025	101-118	50-24	L
1/12	@GOLDEN STATE	15,025	127-118	23-11	W	4/7	@LA LAKERS	17,505	85-93	50-25	L
1/15	WASHINGTON	14,487	127-97	24-11	W	4/9	GOLDEN STATE	14,487	120-106	51-25	W
1/18	DETROIT	14,487	103-102	25-11	W	4/12	DALLAS	14,487	103-91	52-25	W
1/19	@SACRAMENTO	17,014	97-101	25-12	L	4/14	SAN ANTONIO	14,487	101-109	52-26	L
1/22	@PORTLAND	12,884	116-123	25-13	L	4/16	@DENVER	8,298	153-118	53-26	W
1/25	SEATTLE	14,487	128-113	26-13	W	4/17	LA CLIPPERS	14,487	105-100	54-26	W
1/26	NEW YORK	14,487	112-94	27-13	W	4/19	@SEATTLE	12,591	93-104	54-27	L
1/29	@ORLANDO	15,077	112-114	27-14	L	4/21	PORTLAND	14,487	135-118	55-27	W

*Overtime

90-91 Final Statistics

PLAYER	G	GS	MIN	3PT				FTM-FTA	PCT	OR-DR	REB	AST	PF-QD	STL	TO	BLK	PTS-AVG
				FGM-FGA	PCT	FGM-FGA	PCT										
K.JOHNSON	77	76	2772	591-1145	.516	9-44	.205	519-616	.843	54-217	271	781	174-0	163	269	11	1710-22.2
CHAMBERS	76	75	2475	556-1271	.437	20-73	.274	379-459	.826	104-386	490	194	235-3	65	177	52	1511-19.9
MCDANIEL (TOT)	81	79	2634	590-1186	.497	0-8	.000	193-267	.723	173-384	557	187	264-2	76	184	46	1373-17.0
MCDANIEL (PHX)	66	64	2105	451-896	.503	0-5	.000	144-198	.727	137-339	476	149	214-2	50	144	42	1046-15.8
HORNACEK	80	77	2733	544-1051	.518	61-146	.418	201-224	.897	74-247	321	409	185-1	111	130	16	1350-16.9
MAJERLE	77	7	2281	397-821	.484	30-86	.349	227-298	.762	168-250	418	216	162-0	106	114	40	1051-13.6
E.JOHNSON	15	0	312	88-186	.473	6-21	.286	21-29	.724	16-30	46	17	37-0	9	24	2	203-13.5
CEBALLOS	63	0	730	204-419	.487	1-6	.167	110-166	.663	77-73	150	35	70-0	22	69	5	519-8.2
WEST	82	64	1957	247-382	.647	0-0	—	135-206	.655	171-393	564	37	266-2	32	86	161	629-7.7
BATTLE	16	4	263	38-86	.442	0-2	.000	20-29	.690	21-32	53	15	25-0	19	17	6	96-6.0
KNIGHT	64	6	792	131-308	.425	6-25	.240	71-118	.602	20-51	71	191	83-0	20	76	7	339-5.3
LANG	63	18	1152	109-189	.577	0-1	.000	93-130	.715	113-190	303	27	168-2	17	45	127	311-4.9
PERRY	46	2	587	75-144	.521	0-5	.000	43-70	.614	53-73	126	27	60-1	23	32	43	193-4.2
LOCKHART	1	0	2	1-1	1.000	0-0	—	2-2	1.00	0-0	0	0	0-0	0	0	0	4-4.0
RAMBIS	62	17	900	83-167	.497	0-2	.000	60-85	.706	77-189	266	64	107-1	25	45	11	226-3.6
CARROLL	11	0	96	13-36	.361	0-0	—	11-12	.917	3-21	24	11	18-0	1	12	8	37-3.4
NEALY	55	0	573	45-97	.464	5-16	.313	28-38	.737	44-107	151	36	46-0	24	19	4	123-2.2
SUNS	82		19730	3573-7199	.496	138-432	.319	2064-2680	.770	1132-2598	3730	2209	1850-12	687	1302	535	9348-114.0
OPPONENTS	82		19730	3462-7499	.462	182-584	.312	1705-2244	.760	1185-2298	3483	1972	2059-24	682	1282	463	8811-107.5

Season Review 91-92

RECORD**53-29**

The Suns' 53-29 record marked the fourth-straight year with 50 or more wins. The Suns opened the season with a grueling November in which they went 8-9, but rebounded to go 11-1 in December, 10-6 in January, 7-6 in an injury-plagued February, 12-3 in March and 5-4 in April.

The season included the franchise's 1,000th career win as the Suns became just the 12th franchise in NBA history to reach the 1,000-win plateau and only Milwaukee, Boston, Philadelphia and the Lakers did so in less time. Phoenix's 36-5 home record tied the team's previous best set during the 1978-90 and 1980-81 seasons.

Five Suns players — **Jeff Hornacek, Kevin Johnson, Dan Majerle, Tom Chambers** and **Tim Perry** — averaged double figure scoring as Phoenix averaged 112.1 points, second in the league.

The Suns completed their 24th and final season at Veterans Memorial Coliseum by setting a new regular season attendance record with sellouts in each of the 41 home games.

The Suns defeated San Antonio, 3-0, in the first round of the playoffs and lost to Portland, 4-1, in the second round. The last NBA game played at Veterans Memorial Coliseum was a 153-151 overtime loss May 11 in Game 4 against Portland. KJ scored 35 points for the Suns while Clyde Drexler pumped in 33 for the Blazers.



FRONT ROW: Strength Coach Robin Pound, Assistant Coach Scotty Robertson, Assistant Coach Lionel Hollins, Assistant Coach Paul Westphal, Negele Knight, Steve Burtt, Dan Majerle, Jeff Hornacek, Kevin Johnson, President/CEO Jerry Colangelo, Head Coach Cotton Fitzsimmons, Trainer Joe Proski.

BACK ROW: Ed Nealy, Tim Perry, Tom Chambers, Mark West, Andrew Lang, Jerrod Mustaf, Kurt Rambis, Cedric Ceballos, Assistant Trainer Matt Anderson.

TIME TORISE

DATE	OPPONENT	ATTEND.	SCORE	REC.	W/L	DATE	OPPONENT	ATTEND.	SCORE	REC.	W/L
11/1	@SEATTLE	12,863	99-95	1-0	W	1/24	@BOSTON	14,890	100-93	27-15	W
11/2	@PORTLAND	12,888	100-76	2-0	W	1/25	@WASHINGTON	11,791	121-115	28-15	W
11/5	INDIANA	14,496	105-111	2-1	L	1/29	NEW JERSEY	14,496	128-95	29-15	W
11/6	@LA CLIPPERS	9,383	87-111	2-2	L	1/31	@UTAH	19,911	116-117*	29-16	L
11/8	LA LAKERS	14,496	113-85	3-2	W	2/1	HOUSTON	14,496	106-92	30-16	W
11/9	@HOUSTON	15,506	95-96	3-3	L	2/3	LA LAKERS	14,496	113-104	31-16	W
11/12	@GOLDEN STATE	15,025	116-119	3-4	L	2/5	CHICAGO	14,496	126-114	32-16	W
11/13	BOSTON	14,496	111-117	3-5	L	2/12	PORTLAND	14,496	97-107	32-17	L
11/15	ATLANTA	14,496	97-113	3-6	L	2/14	@LA CLIPPERS	11,677	97-104	32-18	L
11/16	@DALLAS	17,364	88-91	3-7	L	2/15	WASHINGTON	14,496	124-98	33-18	W
11/19	@LA LAKERS	16,558	95-103	3-8	L	2/17	@SEATTLE	16,144	96-98	33-19	L
11/20	DENVER	14,496	113-97	4-8	W	2/18	@PORTLAND	12,888	116-129	33-20	L
11/22	LA CLIPPERS	14,496	105-97	5-8	W	2/21	@GOLDEN STATE	15,025	115-123	33-21	L
11/26	@SACRAMENTO	17,014	89-104	5-9	L	2/22	LA CLIPPERS	14,496	130-112	34-21	W
11/27	SACRAMENTO	14,496	141-100	6-9	W	2/24	NEW YORK	14,496	104-95	35-21	W
11/29	CHARLOTTE	14,496	131-111	7-9	W	2/26	CLEVELAND	14,496	103-100	36-21	W
11/30	UTAH	14,496	134-125*	8-9	W	2/28	@DALLAS	17,148	107-115	36-22	L
12/3	@MINNESOTA	18,582	101-95	9-9	W	3/1	UTAH	14,496	114-109	37-22	W
12/4	@INDIANA	9,597	114-108	10-9	W	3/3	HOUSTON	14,496	112-107*	38-22	W
12/6	@ORLANDO	15,151	122-105	11-9	W	3/5	SEATTLE	14,496	118-105	39-22	W
12/7	@MIAMI	15,008	109-108	12-9	W	3/7	@SAN ANTONIO	16,057	109-122	39-23	L
12/10	DETROIT	14,496	102-93	13-9	W	3/10	@CLEVELAND	16,719	100-102	39-24	L
12/13	@SAN ANTONIO	16,057	112-107	14-9	W	3/12	@MILWAUKEE	13,587	106-100	40-24	W
12/18	@DENVER	9,802	109-123	14-10	L	3/13	@PHILADELPHIA	16,798	108-104	41-24	W
12/20	SAN ANTONIO	14,496	116-91	15-10	W	3/15	@MINNESOTA	19,006	118-113	42-24	W
12/22	@LA LAKERS	17,505	100-88	16-10	W	3/17	DALLAS	14,496	92-81	43-24	W
12/26	MIAMI	14,496	132-104	17-10	W	3/20	LA CLIPPERS	14,496	101-114	43-25	L
12/28	DALLAS	14,496	121-103	18-10	W	3/21	MINNESOTA	14,496	121-105	44-25	W
12/30	@DETROIT	21,454	110-103	19-10	W	3/25	MILWAUKEE	14,496	132-104	45-25	W
1/2	@ATLANTA	12,215	105-123	19-11	L	3/27	PHILADELPHIA	14,496	117-113	46-25	W
1/4	@CHARLOTTE	23,698	108-113	19-12	L	3/28	@DENVER	17,002	121-101	47-25	W
1/5	@NEW YORK	17,850	104-108*	19-13	L	3/31	PORTLAND	14,496	128-111	48-25	W
1/8	DENVER	14,496	135-114	20-13	W	4/2	GOLDEN STATE	14,496	109-105	49-25	W
1/10	ORLANDO	14,496	118-107	21-13	W	4/3	@UTAH	19,911	94-113	49-26	L
1/11	GOLDEN STATE	14,496	130-118	22-13	W	4/5	@LA LAKERS	17,228	104-109	49-27	L
1/13	MINNESOTA	14,496	131-111	23-13	W	4/7	SACRAMENTO	14,496	103-101	50-27	W
1/15	@SACRAMENTO	17,014	128-111	24-13	W	4/9	@SEATTLE	11,223	104-119	50-28	L
1/17	SACRAMENTO	14,496	134-94	25-13	W	4/11	@GOLDEN STATE	15,025	125-134	50-29	L
1/19	PORTLAND	14,496	132-128*	26-13	W	4/14	SEATTLE	14,496	122-100	51-29	W
1/21	@CHICAGO	18,676	102-108	26-14	L	4/16	SAN ANTONIO	14,496	121-101	52-29	W
1/22	@NEW JERSEY	11,798	104-106	26-15	L	4/18	@HOUSTON	14,302	100-97	53-29	W

*Overtime

91-92 Final Statistics

PLAYER	G	GS	MIN	3 PT				FTM-FTA	PCT	OR-DR	REB	AST	PF-DQ	STL	TO	BLK	PTS-AVG
				FGM-FGA	PCT	FGM-FGA	PCT										
HORNACEK	81	81	3078	635-1240	.512	83-189	.439	279-315	.886	106-301	407	411	218-1	158	170	31	1632-20.1
JOHNSON	78	78	2899	539-1125	.479	10-46	.217	448-555	.807	61-231	292	836	180-0	116	272	23	1536-19.7
MAJERLE	82	15	2853	551-1153	.478	87-228	.382	229-303	.756	148-335	483	274	158-0	131	101	43	1418-17.3
CHAMBERS	69	66	1948	426-989	.431	18-49	.367	258-311	.830	86-315	401	142	196-1	57	103	37	1128-16.3
PERRY	80	69	2483	413-789	.523	3-8	.375	153-215	.712	204-347	551	134	237-2	44	141	116	982-12.3
LANG	81	71	1965	248-475	.522	0-1	.000	126-164	.768	170-376	546	43	306-8	48	87	201	622-7.7
CEBALLOS	64	4	725	176-365	.482	1-6	.167	109-148	.736	60-92	152	50	52-0	16	71	11	462-7.2
WEST	82	11	1436	196-310	.632	0-0	—	109-171	.637	134-238	372	22	239-2	14	82	81	501-6.1
BURTT	31	2	356	74-160	.463	1-6	.167	38-54	.704	10-24	34	59	58-0	16	33	4	187-6.0
KNIGHT	42	1	631	103-217	.475	4-13	.308	33-48	.688	16-30	46	112	58-0	24	58	3	243-5.8
MUSTAF	52	3	545	92-193	.477	0-0	—	49-71	.690	45-100	145	45	59-0	21	51	16	233-4.5
RAMBIS	28	5	381	38-82	.463	0-0	—	14-18	.778	23-83	106	37	46-0	12	25	14	90-3.2
NEALY	52	4	505	62-121	.512	20-50	.400	16-24	.667	25-86	111	37	45-0	16	17	2	160-3.1
SUNS	82		19805	3553-7219	.492	227-596	.381	1861-2397	.776	1088-2558	3646	2202	1852-14	673	1242	582	9194-112.1
OPPONENTS	82		19805	3429-7477	.459	180-586	.307	1669-2207	.756	1218-2345	3563	1909	1931-11	659	1258	493	8707-106.2

Season Review 92-93

RECORD

62-20

The Suns had high expectations going into their 25th Anniversary season in the new America West Arena. Bolstered by a June 17, 1992, trade for **Charles Barkley** which sent **Jeff Hornacek**, **Andrew Lang** and **Tim Perry** to Philadelphia, Phoenix led the NBA with a franchise-record 62 wins. Phoenix also acquired veteran guard **Danny Ainge** and elevated **Paul Westphal** to head coach.


Westphal became the winningest rookie coach in NBA history and Barkley went on to become the first Phoenix player to be named NBA MVP.

The Suns began the season without **Kevin Johnson**, who missed 31 games due to injury. However, the Suns had a perfect December as Phoenix tied the NBA's third-best mark for a month with a 14-0 record.

At the All-Star Game, Phoenix was represented by the West's leading vote-getter Barkley and reserve **Dan Majerle**, as well as Westphal and his staff who led the West to victory.

Barkley averaged 25.6 points and 12.2 rebounds and led the Suns to their second Pacific Division title. The club led the NBA in scoring (113.4), broke the NBA record for three-pointers made (398) and set a franchise home attendance record (779,943). **Jerry Colangelo** was named NBA Executive of the Year for an unprecedented fourth time.

Down 0-2 against the L.A. Lakers in the first round of the playoffs, the Suns became the first team in history to come back and win 3-2. The Suns downed Seattle in seven games to earn a trip to the NBA Finals against Chicago. Phoenix lost the first two games at home, but won two of the next three in Chicago, including Game 3, a triple-overtime affair that saw Majerle tie an NBA Finals record with six three-pointers and KJ set an NBA Finals record with 62 total minutes played. But the Suns came up short as John Paxson buried a three-pointer with 3.9 seconds remaining in Game 6 in Phoenix to give the Bulls a 4-2 series win and their third-straight NBA Championship.



FRONT ROW: Assistant Coach Scotty Robertson, Assistant Coach Lionel Hollins, Head Coach Paul Westphal, Negele Knight, Frank Johnson, Charles Barkley, Danny Ainge, Kevin Johnson, President/CEO Jerry Colangelo, Senior Executive VP Cotton Fitzsimmons, Video Coach Garrick Barr, Trainer Joe Proski.

BACK ROW: Strength Coach Robin Pound, Cedric Ceballos, Tim Kempton, Jerrod Mustaf, Tom Chambers, Mark West, Oliver Miller, Richard Dumas, Dan Majerle, Assistant Trainer Matt Anderson.

TIME TORISE

DATE	OPPONENT	ATTEND.	SCORE	REC.	W/L	DATE	OPPONENT	ATTEND.	SCORE	REC.	W/L
11/7	LA CLIPPERS	19,023	111-105	1-0	W	2/5	LA LAKERS	19,023	132-104	33-9	W
11/10	@PORTLAND	12,888	89-100	1-1	L	2/7	ORLANDO	19,023	121-105	34-9	W
11/12	@UTAH	19,911	102-91	2-1	W	2/10	LA CLIPPERS	19,023	122-100	35-9	W
11/14	@MINNESOTA	19,006	108-101	3-1	W	2/11	@GOLDEN STATE	15,025	122-100	36-9	W
11/16	SEATTLE	19,023	117-108	4-1	W	2/13	@SEATTLE	14,812	95-94	36-10	L
11/18	SACRAMENTO	19,023	127-111	5-1	W	2/16	BOSTON	19,023	110-97	37-10	W
11/21	@LA CLIPPERS	14,419	107-111	5-2	L	2/18	ATLANTA	19,023	131-119	38-10	W
11/22	CHICAGO	19,023	111-128	5-3	L	2/23	@SAN ANTONIO	16,057	105-103	39-10	W
11/25	PORTLAND	19,023	121-117	6-3	W	2/25	@HOUSTON	16,611	104-131	39-11	L
11/27	GOLDEN STATE	19,023	121-107	7-3	W	2/26	UTAH	19,023	113-106	40-11	W
11/28	@GOLDEN STATE	15,025	131-134	7-4	L	2/28	CLEVELAND	19,023	94-101	40-12	L
12/1	CHARLOTTE	19,023	109-90	8-4	W	3/2	@PORTLAND	12,888	97-102	40-13	L
12/4	LA LAKERS	19,023	103-93	9-4	W	3/3	PHILADELPHIA	19,023	125-115	41-13	W
12/6	@MILWAUKEE	16,646	122-112	10-4	W	3/5	SACRAMENTO	19,023	130-122	42-13	W
12/8	@NEW JERSEY	16,514	105-100	11-4	W	3/6	@DALLAS	17,502	109-102	43-13	W
12/9	@CHARLOTTE	23,698	110-101	12-4	W	3/9	@SACRAMENTO	17,317	128-108	44-13	W
12/11	@ORLANDO	15,151	108-107	13-4	W	3/10	GOLDEN STATE	19,023	111-100	45-13	W
12/12	@MIAMI	15,008	122-118	14-4	W	3/12	DALLAS	19,023	116-98	46-13	W
12/15	WASHINGTON	19,023	125-110	15-4	W	3/13	NEW JERSEY	19,023	93-124	46-14	L
12/18	@LA LAKERS	16,734	116-100	16-4	W	3/17	PORTLAND	19,023	129-111	47-14	W
12/22	GOLDEN STATE	19,023	106-104	17-4	W	3/19	DETROIT	19,023	127-97	48-14	W
12/23	@DENVER	17,022	111-96	18-4	W	3/21	INDIANA	19,023	108-109	48-15	L
12/26	SEATTLE	19,023	113-110	19-4	W	3/23	NEW YORK	19,023	121-92	49-15	W
12/27	DENVER	19,023	129-88	20-4	W	3/24	@LA LAKERS	17,505	120-105	50-15	W
12/30	HOUSTON	19,023	133-110	21-4	W	3/26	MILWAUKEE	19,023	109-103	51-15	W
1/3	@SAN ANTONIO	16,057	113-114*	21-5	L	3/28	@PHILADELPHIA	18,168	110-100	52-15	W
1/5	@HOUSTON	13,755	106-104	22-5	W	3/30	@CHICAGO	18,676	113-109	53-15	W
1/7	@DALLAS	13,760	111-107	23-5	W	4/2	@BOSTON	14,890	118-114	54-15	W
1/12	@SEATTLE	14,812	113-122	23-6	L	4/4	@INDIANA	16,530	110-100	55-15	W
1/14	@SACRAMENTO	17,317	114-104	24-6	W	4/6	LA LAKERS	19,023	115-114	56-15	W
1/15	MIAMI	19,023	107-99	25-6	W	4/8	@SACRAMENTO	17,317	123-114	57-15	W
1/18	@NEW YORK	19,763	103-106	25-7	L	4/9	DENVER	19,023	98-97	58-15	W
1/20	@CLEVELAND	20,273	119-123	25-8	L	4/11	UTAH	19,023	112-99	59-15	W
1/22	@WASHINGTON	18,756	122-115	26-8	W	4/12	@LA CLIPPERS	15,989	104-111	59-16	L
1/23	@ATLANTA	16,531	110-91	27-8	W	4/14	MINNESOTA	19,023	98-84	60-16	W
1/25	@DETROIT	21,454	121-119	28-8	W	4/16	SEATTLE	19,023	102-108	60-17	L
1/27	@MINNESOTA	18,503	117-116*	29-8	W	4/17	@UTAH	19,911	101-110	60-18	L
1/29	SAN ANTONIO	19,023	125-110	30-8	W	4/19	HOUSTON	19,023	97-111	60-19	L
1/30	DALLAS	19,023	126-105	31-8	W	4/22	@PORTLAND	12,888	115-114	61-19	W
2/2	@LA CLIPPERS	15,989	108-112	31-9	L	4/24	SAN ANTONIO	19,023	99-97	62-19	W
2/3	MINNESOTA	19,023	122-102	32-9	W	4/25	@DENVER	17,022	118-120	62-20	L

*Overtime

92-93 Final Statistics

PLAYER	G	GS	MIN	3 PT				FTM-FTA	PCT	OR-DR	REB	AST	PF-QD	STL	TO	BLK	PTS-AVG
				FGM-FGA	PCT	FGM-FGA	PCT										
BARKLEY	76	76	2859	716-1376	.520	67-220	.305	445-582	.765	237-691	928	385	196-0	119	233	74	1944-25.6
MAJERLE	82	82	3199	509-1096	.464	167-438	.381	203-261	.778	120-263	383	311	180-0	138	133	33	1388-16.9
K. JOHNSON	49	47	1643	282-565	.499	1-8	.125	226-276	.819	30-74	104	384	100-0	85	151	19	791-16.1
DUMAS	48	32	1320	302-576	.524	1-3	.333	152-215	.707	100-123	223	60	127-0	85	92	39	757-15.8
CEBALLOS	74	46	1607	381-662	.576	0-2	.000	187-258	.725	172-236	408	77	103-1	54	106	28	949-12.8
CHAMBERS	73	0	1723	320-716	.447	11-28	.393	241-288	.837	96-249	345	101	212-2	43	92	23	892-12.2
AINGE	80	0	2163	337-730	.462	150-372	.403	123-145	.848	49-165	214	260	175-3	69	113	8	947-11.8
KNIGHT	52	35	888	124-317	.391	0-7	.000	67-86	.779	28-36	64	145	66-1	23	73	4	315-6.1
MILLER	56	1	1069	121-255	.475	0-3	.000	71-100	.710	70-205	275	118	145-0	38	108	100	313-5.6
WEST	82	82	1558	175-285	.614	0-0	—	86-166	.518	153-305	458	29	243-3	16	93	103	436-5.3
MUSTAF	32	9	336	57-130	.438	0-1	.000	33-53	.623	29-54	83	10	40-0	14	22	11	147-4.6
F. JOHNSON	77	0	1122	136-312	.436	1-12	.083	59-76	.776	41-72	113	186	112-0	60	80	8	332-4.3
STIVIRNS (TOT)	19	0	76	19-39	.487	0-2	.000	3-4	.750	7-12	19	3	11-0	2	7	2	41-2.2
STIVIRNS (PHX)	10	0	35	11-18	.611	0-1	.000	0-0	—	2-6	8	1	7-0	1	5	1	22-2.2
KEMPTON	30	0	167	19-48	.396	0-0	—	18-31	.581	12-27	39	19	30-0	4	16	4	56-1.9
RAMBIS	5	0	41	4-7	.571	0-0	—	1-2	.500	2-4	6	1	3-0	3	6	0	9-1.8
SUNS	82		19730	3494-7093	.493	398-1095	.363	1912-2539	.753	1141-2510	3651	2087	1739-10	752	1359	455	9298-113.4
OPPONENTS	82		19730	3500-7307	.479	250-750	.333	1502-2078	.723	1118-2316	3434	2107	2041-24	708	1328	512	8752-106.7

Season Review 93-94

RECORD**56-26**

The Suns added veterans **A.C. Green** and **Joe Kleine** to their Western Conference Championship team, but battled injuries throughout the season. Despite losing 211 player games to injury and illness the Suns posted a 56-26 record, the fifth best overall mark in the NBA. The Suns posted an impressive 13-2 record in December, but the team's fortunes took a drastic turn for the worse in January. After playing the first two months of the season virtually injury-free, the Suns top two players, **Kevin Johnson** and **Charles Barkley**, went down with injuries. Johnson missed 15 games from January 5 to February 6 with a sprained right ankle and a bout with chicken pox. Barkley suffered a torn quadriceps tendon in his right knee, January 7, at Minnesota and missed the next 17 contests. The team struggled to a 7-8 mark, their first losing month since November 1991.

Cedric Ceballos, who returned to the lineup after missing the first 29 games, led the team during January and had two 40-point nights in a three-game stretch. Green averaged 19.3 points and led the team with 11.4 rebounds. Phoenix bounced back to capture an 8-4 mark in February. KJ, Barkley and **Danny Ainge** all returned to the lineup. KJ played in his third All-Star Game while Barkley, the league's leading vote-getter in balloting, was unable to play due to injury.

The Suns' march to the playoffs included a seven-game win streak. KJ had an impressive April, including a Suns record 25 assists in a win over San Antonio on April 6. The Suns beat Golden State 3-0 in the first round. In Game 3, Barkley scored 56 points, the third highest total ever in an NBA playoff game. After overcoming a 20-point fourth quarter deficit to take Game 1, the Suns again came from behind to win Game 2 of their second-round matchup against Houston. But, the eventual champion Rockets were too tough, and battled back to take the series 4-3.



FRONT ROW: Assistant Coach Scotty Robertson, Assistant Coach Lionel Hollins, Head Coach Paul Westphal, Duane Cooper, Frank Johnson, Charles Barkley, Danny Ainge, Kevin Johnson, Elliot Perry, Video Coach Garrick Barr, NBA Scout Todd Quinter, Senior Executive VP Cotton Fitzsimmons, Trainer Joe Proski.

BACK ROW: Strength Coach Robin Pound, Cedric Ceballos, A.C. Green, Jerrod Mustaf, Joe Kleine, Mark West, Malcolm Mackey, Oliver Miller, Dan Majerle, Assistant Trainer Aaron Nelson.

TIME TORISE

DATE	OPPONENT	ATTEND.	SCORE	REC.	W/L	DATE	OPPONENT	ATTEND.	SCORE	REC.	W/L
11/5	@LA LAKERS	17,505	108-116	0-1	L	2/1	LA CLIPPERS	19,023	108-106	29-13	W
11/7	SACRAMENTO	19,023	132-110	1-1	W	2/3	@PORTLAND	12,888	105-126	29-14	L
11/9	@LA CLIPPERS	12,112	114-99	2-1	W	2/6	CHICAGO	19,023	89-88	30-14	W
11/10	SAN ANTONIO	19,023	101-93	3-1	W	2/8	@LA LAKERS	12,100	104-107	30-15	L
11/13	@HOUSTON	16,611	95-99	3-2	L	2/9	MINNESOTA	19,023	111-106	31-15	W
11/16	@GOLDEN STATE	15,025	116-104	4-2	W	2/16	PORTLAND	19,023	126-100	32-15	W
11/19	PORTLAND	19,023	118-109	5-2	W	2/18	LA LAKERS	19,023	113-96	33-15	W
11/20	CLEVELAND	19,023	112-96	6-2	W	2/19	@HOUSTON	16,611	88-106	33-16	L
11/24	DENVER	19,023	130-97	7-2	W	2/21	SACRAMENTO	19,023	112-86	34-16	W
11/27	UTAH	19,023	120-98	8-2	W	2/24	@MINNESOTA	18,174	120-101	35-16	W
11/30	@CHICAGO	18,676	113-132	8-3	L	2/25	@UTAH	19,911	87-107	35-17	L
12/2	@DETROIT	21,454	102-101	9-3	W	2/27	NEW YORK	19,023	92-78	36-17	W
12/3	@NEW JERSEY	20,049	104-103	10-3	W	3/3	@GOLDEN STATE	15,025	107-120	36-18	L
12/5	@MILWAUKEE	18,255	117-98	11-3	W	3/4	MINNESOTA	19,023	106-101	37-18	W
12/9	WASHINGTON	19,023	114-95	12-3	W	3/6	UTAH	19,023	92-103	37-19	L
12/11	@DALLAS	17,502	114-103	13-3	W	3/8	@CHARLOTTE	23,698	89-97	37-20	L
12/13	MILWAUKEE	19,023	112-104	14-3	W	3/9	@WASHINGTON	18,223	142-106	38-20	W
12/15	GOLDEN STATE	19,023	110-104	15-3	W	3/11	@MIAMI	15,200	122-107	39-20	W
12/17	ORLANDO	19,023	101-104	15-4	L	3/13	@ORLANDO	15,291	100-93	40-20	W
12/18	LA CLIPPERS	19,023	116-109	16-4	W	3/15	@CLEVELAND	20,273	119-106	41-20	W
12/20	INDIANA	19,023	102-94	17-4	W	3/16	@INDIANA	16,587	98-109	41-21	L
12/21	@DENVER	17,171	95-121	17-5	L	3/18	DETROIT	19,023	113-114	41-22	L
12/23	@SEATTLE	14,813	87-86	18-5	W	3/19	NEW JERSEY	19,023	105-93	42-22	W
12/25	HOUSTON	19,023	111-91	19-5	W	3/22	MIAMI	19,023	124-118*	43-22	W
12/27	BOSTON	19,023	118-102	20-5	W	3/24	@SEATTLE	14,813	106-116	43-23	L
12/30	PHILADELPHIA	19,023	119-107	21-5	W	3/25	DALLAS	19,023	99-94	44-23	W
1/4	SEATTLE	19,023	106-112	21-6	L	3/27	HOUSTON	19,023	113-98	45-23	W
1/5	@UTAH	19,911	107-91	22-6	W	3/31	@LA CLIPPERS	16,005	117-102	46-23	W
1/7	@MINNESOTA	19,006	110-103	23-6	W	4/1	ATLANTA	19,023	93-87	47-23	W
1/9	GOLDEN STATE	19,023	122-107	24-6	W	4/3	DENVER	19,023	108-98	48-23	W
1/11	CHARLOTTE	19,023	93-95	24-7	L	4/5	@PORTLAND	12,888	113-135	48-24	L
1/13	@SAN ANTONIO	34,027	88-107	24-8	L	4/6	SAN ANTONIO	19,023	107-95	49-24	W
1/15	@SACRAMENTO	17,317	119-103	25-8	W	4/8	@SACRAMENTO	17,317	101-104	49-25	L
1/17	@GOLDEN STATE	15,025	99-104	25-9	L	4/10	@SEATTLE	14,813	108-111	49-26	L
1/18	DALLAS	19,023	113-103	26-9	W	4/12	@DENVER	17,171	107-102	50-26	W
1/20	@LA LAKERS	14,741	102-107	26-10	L	4/13	LA LAKERS	19,023	117-88	51-26	W
1/22	PORTLAND	19,023	118-117	27-10	W	4/16	@SAN ANTONIO	35,845	96-95	52-26	W
1/25	@NEW YORK	19,763	96-98	27-11	L	4/18	@DALLAS	13,931	106-97	53-26	W
1/26	@ATLANTA	14,689	107-116	27-12	L	4/19	SEATTLE	19,023	122-116	54-26	W
1/28	@PHILADELPHIA	18,168	108-103	28-12	W	4/22	LA CLIPPERS	19,023	127-121	55-26	W
1/30	@BOSTON	14,890	94-106	28-13	L	4/23	SACRAMENTO	19,023	101-100	56-26	W

*Overtime

93-94 Final Statistics

PLAYER	G	GS	MIN	3PT			FTM-FTA	PCT	OR-DR	REB	AST	PF-QD	STL	TO	BLK	PTS-AVG
				FGM-FGA	PCT	FTM-FTA										
BARKLEY	65	65	2298	518-1046	.495	48-178	.270	.318-452	.704	198-529	727	296	160-1	101	206	37 1402-21.6
K. JOHNSON	67	67	2449	477-980	.487	6-27	.222	380-464	.819	55-112	167	637	127-1	125	235	10 1340-20.0
CEBALLOS	53	43	1602	425-795	.535	0-9	.000	160-221	.724	153-191	344	91	124-0	59	93	23 1010-19.1
MAJERLE	80	76	3207	476-1138	.418	192-503	.382	176-238	.739	120-229	349	275	153-0	129	137	43 1320-16.5
GREEN	82	55	2825	465-926	.502	8-35	.229	266-362	.735	275-478	753	137	143-0	70	100	38 1204-14.7
MILLER	69	30	1786	277-455	.609	2-9	.222	80-137	.584	140-336	476	244	230-1	83	164	156 636-9.2
AINGE	68	1	1555	224-537	.417	80-244	.328	78-94	.830	28-103	131	180	140-0	57	81	8 606-8.9
WEST	82	50	1236	162-286	.566	0-0	—	58-116	.500	112-183	295	33	214-4	31	74	109 382-4.7
F. JOHNSON	70	5	875	134-299	.448	2-12	.167	54-69	.783	29-53	82	148	120-0	41	65	1 324-4.6
PERRY	27	9	432	42-113	.372	0-3	.000	21-28	.750	12-27	39	125	36-0	25	43	1 105-3.9
KLEINE	74	4	848	125-256	.488	5-11	.455	30-39	.769	50-143	193	45	118-1	14	35	19 285-3.9
COURTNEY	33	1	168	40-78	.513	0-0	—	23-32	.719	14-13	27	9	23-0	3	10	6 103-3.1
MUSTAF	33	2	196	30-84	.357	0-0	—	13-22	.591	20-35	55	8	29-0	4	10	5 73-2.2
COOPER	23	2	136	18-41	.439	1-7	.143	11-15	.733	2-7	9	28	12-0	3	20	0 48-2.1
KNIGHT	1	0	8	1-4	.250	0-0	—	0-0	—	0-0	0	1	0-0	0	1	2-2.0
MACKEY	22	0	69	14-37	.378	0-2	.000	4-8	.500	12-12	24	1	9-0	0	2	3 32-1.5
HENRY	4	0	15	1-5	.200	0-2	.000	2-4	.500	0-2	2	4	1-0	0	1	0 4-1.0
SUNS	82		19705	3429-7080	.484	344-1042	.330	1674-2301	.728	1220-2453	3673	2261	1639-8	745	1305	460 8876-108.2
OPPONENTS	82		19705	3379-7135	.474	283-863	.328	1438-1998	.720	1086-2247	3333	2154	1870-16	748	1254	437 8479-103.4

Season Review 94-95

RECORD**59-23**

A flurry of offseason activity brought free agents **Danny Manning** and **Wayman Tisdale** to a talent-laden roster as six current or former All-Stars suited up. While the team appeared ready to take their final step toward an NBA title, injuries plagued the club early and often. **Charles Barkley** strained an abdominal muscle during preseason and missed the first 11 games. **Kevin Johnson** sat out 35 games during the year with leg injuries. Most damaging was the season-ending knee injury Manning suffered February 6, after averaging 17.9 points and 6.0 rebounds in 46 games.

Rookie **Wesley Person**, **Elliot Perry** and **Dan Majerle** enabled the Suns to withstand the injury firestorm and hold the NBA's top mark (38-10) at the break. Person earned a place on the NBA's All-Rookie Second Team. Perry finished second in voting for the NBA's Most Improved Player award, while Majerle became the first reserve to be voted to start on an All-Star team.

Majerle, Barkley and the rest of the West team were coached to a win by Suns Head Coach **Paul Westphal** at the 45th annual All-Star Game at America West Arena.

The Suns won eight of their last nine games to capture their third Pacific Division title and earn the second seed in the playoffs.

The Suns swept Portland, 3-0, setting up a rematch with Houston. Gaining momentum in the second round, the Suns took a 3-1 lead in the best-of-seven-game series. But the defending champions refused to give up and battled back to win three-straight, including an overtime victory in Game 5 and a one-point win in Game 7, on their way to a second-straight NBA championship.



FRONT ROW: Assistant Coach Scotty Robertson, Assistant Coach Lionel Hollins, Head Coach Paul Westphal, Trevor Ruffin, Wesley Person, Charles Barkley, Danny Ainge, Kevin Johnson, Elliot Perry, Video Coach Garrick Barr, NBA Scout Todd Quinter, Trainer Joe Proski.

BACK ROW: Strength Coach Robin Pound, Aaron Swinson, A.C. Green, Wayman Tisdale, Joe Kleine, Dan Schayes, Danny Manning, Antonio Lang, Dan Majerle, Assistant Trainer Aaron Nelson, Equipment Manager Rich Howell.

TIME TORISE

DATE	OPPONENT	ATTEND.	SCORE	REC.	W/L	DATE	OPPONENT	ATTEND.	SCORE	REC.	W/L	
11/4	@SACRAMENTO	17,317	89-107	0-1	L	1/29	@NEW YORK	19,763	88-107	33-9	L	
11/6	MIAMI	19,023	119-107	1-1	W	1/30	@CLEVELAND	20,562	89-82	34-9	W	
11/9	ATLANTA	19,023	106-102	2-1	W	2/1	LA LAKERS	19,023	118-109	35-9	W	
11/11	SEA. @TACOMA	16,352	123-129	2-2	L	2/3	CHICAGO	19,023	110-100	36-9	W	
11/12	LAC @ ANAHEIM	18,018	108-101	3-2	W	2/5	HOUSTON	19,023	100-124	36-10	L	
11/15	@PORTLAND	12,888	96-93	4-2	W	2/7	@DALLAS	17,502	114-113	37-10	W	
11/16	MINNESOTA	19,023	105-90	5-2	W	2/8	@UTAH	19,911	108-104	38-10	W	
11/18	PORTLAND	19,023	124-111	6-2	W	45th All-Star Game @ America West Arena (Feb. 12)						
11/21	@UTAH	19,911	91-106	6-3	L	2/15	PORTLAND	19,023	120-113*	39-10	W	
11/23	LA CLIPPERS	19,023	140-109	7-3	W	2/17	GOLDEN STATE	19,023	128-139*	39-11	L	
11/26	SAN ANTONIO	19,023	111-108	8-3	W	2/19	UTAH	19,023	110-107	40-11	W	
11/27	NEW JERSEY	19,023	115-110	9-3	W	2/21	BOSTON	19,023	121-129	40-12	L	
11/29	@MILWAUKEE	14,564	123-106	10-3	W	2/22	@SAN ANTONIO	34,215	100-105	40-13	L	
11/30	@CHICAGO	22,414	105-118	10-4	L	2/24	LA CLIPPERS	19,023	118-106	41-13	W	
12/2	@BOSTON	14,890	107-102	11-4	W	2/26	CHARLOTTE	19,023	103-92	42-13	W	
12/3	@DETROIT	21,454	97-107	11-5	L	2/28	@LA CLIPPERS	13,137	99-110	42-14	L	
12/6	@WASHINGTON	— POSTPONED-UNSAFE CONDITIONS (MADE UP 4/6)					3/1	@LA LAKERS	17,505	101-93	43-14	W
12/8	@NEW JERSEY	20,049	133-106	12-5	W	3/3	SEATTLE	19,023	122-118*	44-14	W	
12/10	@MINNESOTA	18,161	103-89	13-5	W	3/5	@GOLDEN STATE	15,025	122-112	45-14	W	
12/12	GOLDEN STATE	19,023	90-84	14-5	W	3/7	@HOUSTON	15,511	113-102	46-14	W	
12/14	SEATTLE	19,023	111-93	15-5	W	3/10	INDIANA	19,023	97-112	46-15	L	
12/16	NEW YORK	19,023	106-85	16-5	W	3/12	GOLDEN STATE	19,023	117-124*	46-16	L	
12/17	SACRAMENTO	19,023	109-98	17-5	W	3/14	DETROIT	19,023	116-109	47-16	W	
12/19	WASHINGTON	19,023	113-102	18-5	W	3/16	@CHARLOTTE	23,698	108-105	48-16	W	
12/22	@HOUSTON	16,611	106-114	18-6	L	3/18	@ATLANTA	16,378	117-122	48-17	L	
12/23	DENVER	19,023	126-110	19-6	W	3/19	@MIAMI	15,200	121-117*	49-17	W	
12/26	DALLAS	19,023	139-113	20-6	W	3/21	@ORLANDO	16,010	102-126	49-18	L	
12/27	@DALLAS	17,502	119-118	21-6	W	3/24	HOUSTON	19,023	97-99	49-19	L	
12/30	LA LAKERS	19,023	112-127	21-7	L	3/28	UTAH	19,023	102-111	49-20	L	
1/3	@SACRAMENTO	17,317	108-100	22-7	W	3/30	@SACRAMENTO	17,317	113-96	50-20	W	
1/4	PHILADELPHIA	19,023	127-122	23-7	W	3/31	MINNESOTA	19,023	106-96	51-20	W	
1/7	@DENVER	17,171	109-100	24-7	W	4/2	@SAN ANTONIO	35,888	106-109	51-21	L	
1/9	MILWAUKEE	19,023	119-102	25-7	W	4/4	@GOLDEN STATE	15,025	114-122	51-22	L	
1/11	@LA LAKERS	17,505	118-108	26-7	W	4/6	@WASHINGTON	18,756	127-123	52-22	W	
1/12	CLEVELAND	19,023	96-107	26-8	L	4/9	@PORTLAND	12,888	104-94	53-22	W	
1/14	@LA CLIPPERS	10,693	134-108	27-8	W	4/11	@SEATTLE	18,036	96-90	54-22	W	
1/17	DENVER	19,023	129-113	28-8	W	4/12	SAN ANTONIO	19,023	115-111	55-22	W	
1/19	@PORTLAND	12,888	122-115	29-8	W	4/14	@DENVER	17,171	87-102	55-23	L	
1/22	ORLANDO	19,023	111-110*	30-8	W	4/15	LA LAKERS	19,023	119-114	56-23	W	
1/24	@MINNESOTA	14,377	100-85	31-8	W	4/18	SACRAMENTO	19,023	111-101	57-23	W	
1/26	@INDIANA	16,698	92-86	32-8	W	4/21	DALLAS	19,023	110-99	58-23	W	
1/27	@PHILADELPHIA	18,168	108-107	33-8	W	4/23	SEATTLE	19,023	105-100	59-23	W	

*Overtime

94-95 Final Statistics

PLAYER	G	GS	MIN	3 PT				FTM-FTA	PCT	OR-DR	REB	AST	PF-QD	STL	TO	BLK	PTS-AVG
				FGM-FGA	PCT	FGM-FGA	PCT										
BARKLEY	68	66	2382	554-1141	.486	74-219	.338	379-507	.748	203-553	756	276	201-3	110	150	45	1561-23.0
MANNING	46	19	1510	340-622	.547	6-21	.286	136-202	.673	97-179	276	154	176-1	41	121	57	822-17.9
MAJERLE	82	46	3091	438-1031	.425	199-548	.363	206-282	.730	104-271	375	340	155-0	96	105	38	1281-15.6
JOHNSON	47	35	1352	246-523	.470	4-26	.154	234-289	.810	32-83	115	360	88-0	47	105	18	730-15.5
GREEN	82	52	2687	311-617	.504	43-127	.339	251-343	.732	194-475	669	127	146-0	55	114	31	916-11.2
PERSON	78	56	1800	309-638	.484	116-266	.436	80-101	.792	67-134	201	105	149-0	48	79	24	814-10.4
TSIDALE	65	13	1276	278-574	.484	0-0	—	94-122	.770	83-164	247	45	190-3	29	64	27	650-10.0
PERRY	82	51	1977	306-588	.520	25-60	.417	158-195	.810	51-100	151	394	142-0	156	163	4	795-9.7
AINGE	74	1	1374	194-422	.460	78-214	.364	105-130	.808	25-84	109	210	155-1	46	79	7	571-7.7
DUMAS	15	1	167	37-73	.507	0-1	.000	8-16	.500	18-11	29	7	22-0	10	9	2	82-5.5
RUFFIN	49	1	319	84-197	.426	38-99	.384	27-38	.711	8-15	23	48	52-0	14	47	2	233-4.8
SCHAYES	69	27	823	126-248	.508	1-1	1.00	50-69	.725	57-151	208	89	170-0	20	64	37	303-4.4
KLEINE	75	42	968	119-265	.449	0-2	.000	42-49	.857	82-177	259	39	174-2	114	35	18	280-3.7
SWINSON	9	0	51	10-18	.556	0-0	—	4-5	.800	3-5	8	3	8-0	1	5	0	24-2.7
LANG	12	0	53	4-10	.400	0-0	—	3-4	.750	3-1	4	1	11-0	0	5	2	11-0.9
SUNS	82		19830	3356-6967	.482	584-1584	.369	1777-2352	.756	1027-2403	3430	2198	1839-10	687	1167	312	9073-110.6
OPPONENTS	82		19830	3320-6963	.477	525-1544	.340	1590-2138	.744	1038-2431	3469	2149	2026-22	658	1285	391	8755-106.8

Season Review 95-96

RECORD

41-41

Several outstanding individual performances and historical milestones highlighted the season, most notably **Charles Barkley** becoming the 10th player in NBA history to reach the 20,000 point-10,000 rebound level (Feb. 19 vs. Vancouver).

The Suns failed to win 50 or more games for the first time since 1987-88 and endured 26 lineup changes and 296 games missed due to injury/illness.

At the start of training camp, the Suns acquired **John "Hot Rod" Williams** from Cleveland for **Dan Majerle**, **Antonio Lang** and a conditional first-round draft pick. On January 16, **Cotton Fitzsimmons** replaced **Paul Westphal** as head coach and guided the team to a 27-22 record in his third stint at the Suns helm.

Danny Manning missed the first 42 games recovering from a torn anterior cruciate ligament in his left knee, but played in 33 of the remaining 40 and averaged 13.4 points and 4.3 rebounds. Barkley averaged 23.2 points and 11.6 rebounds, his best averages since earning the league MVP award in 1993. He was also Player of the Month for February. **Kevin Johnson**, the NBA's Player of the Week (April 7), overcame early-season injuries that forced him to miss 26 games and averaged 18.7 points and 9.2 assists.

Michael Finley, who was named to the NBA All-Rookie First Team, became the first Suns rookie since **Walter Davis** to score 1,000 points. **A.C. Green** completed his ninth-straight season without missing a game and pushed his consecutive games played streak to 813, third in NBA history.

The Suns were the No. 7 seed in the West and were without Finley, who suffered a sprained left ankle in the final quarter of the season finale at Houston. For the first time since 1991, the Suns lost in the first round, as San Antonio scored a 3-1 series win.



FRONT ROW: Head Coach Cotton Fitzsimmons, Assistant Coach Donn Nelson, Assistant Coach Paul Silas, Terrence Rencher, Wesley Person, Charles Barkley, Michael Finley, Kevin Johnson, Elliot Perry, Equipment Manager Rich Howell, Assistant Trainer Aaron Nelson, Trainer Joe Proski.

BACK ROW: Strength Coach Robin Pound, Chris Carr, Wayman Tisdale, A.C. Green, Joe Kleine, John Coker, John Williams, Mario Bennett, Danny Manning, Video Coach Garrick Barr, NBA Scout Todd Quinter.

TIME TORISE

DATE	OPPONENT	ATTEND.	SCORE	REC.	W/L	DATE	OPPONENT	ATTEND.	SCORE	REC.	W/L
11/3	@LA CLIPPERS	13,281	106-112	0-1	L	1/31	@ATLANTA	13,350	120-84	19-23	W
11/5	HOUSTON	19,023	104-106	0-2	L	2/2	@CLEVELAND	20,562	85-107	19-24	L
11/7	@NEW YORK	19,763	102-94	1-2	W	2/4	@WASHINGTON	18,756	123-115*	20-24	W
11/8	@BOSTON	17,848	109-113	1-3	L	2/6	CHICAGO	19,023	106-96	21-24	W
11/10	@TORONTO	25,207	112-108	2-3	W	2/8	NEW JERSEY	19,023	107-102	22-24	W
11/12	GOLDEN STATE	19,023	112-109	3-3	W	2/13	SEATTLE	19,023	98-102	22-25	L
11/15	DENVER	19,023	127-137***	3-4	L	2/15	@PORTLAND	21,118	96-84	23-25	W
11/17	@SACRAMENTO	17,317	96-105	3-5	L	2/16	@SEATTLE	17,072	99-117	23-26	L
11/18	PORTLAND	19,023	107-102	4-5	W	2/19	VANCOUVER	19,023	98-94*	24-26	W
11/22	ATLANTA	19,023	117-112	5-5	W	2/21	BOSTON	19,023	120-107	25-26	W
11/25	LA LAKERS	19,023	114-113	6-5	W	2/23	TORONTO	19,023	110-105	26-26	W
11/27	UTAH	19,023	105-114	6-6	L	2/25	NEW YORK	19,023	113-105	27-26	W
11/29	@LA LAKERS	13,484	96-107	6-7	L	2/26	@UTAH	19,911	87-110	27-27	L
12/1	MINNESOTA	19,023	111-105	7-7	W	2/28	@MINNESOTA	13,108	117-93	28-27	W
12/2	@SAN ANTONIO	27,566	93-101	7-8	L	3/1	DETROIT	19,023	97-102	28-28	L
12/5	VANCOUVER	19,023	112-108	8-8	W	3/3	@DALLAS	17,502	121-114	29-28	W
12/8	@DENVER	17,171	98-103	8-9	L	3/5	INDIANA	19,023	108-95	30-28	W
12/9	MIAMI	19,023	92-94	8-10	L	3/7	@DENVER	17,171	92-103	30-29	L
12/12	CHARLOTTE	19,023	100-115	8-11	L	3/8	LA LAKERS	19,023	97-119	30-30	L
12/16	@DALLAS	17,502	111-108*	9-11	W	3/10	@ORLANDO	17,248	106-122	30-31	L
12/19	@HOUSTON	16,285	96-103	9-12	L	3/12	@NEW JERSEY	19,074	98-88	31-31	W
12/20	WASHINGTON	19,023	106-104*	10-12	W	3/13	@DETROIT	17,443	115-118	31-32	L
12/22	@VANCOUVER	17,636	101-80	11-12	W	3/15	@PHILADELPHIA	16,514	128-102	32-32	W
12/25	SAN ANTONIO	19,023	100-105	11-13	L	3/17	@CHARLOTTE	24,042	102-103	32-33	L
12/27	PHILADELPHIA	19,023	105-90	12-13	W	3/21	GOLDEN STATE	19,023	104-96	33-33	W
12/29	DENVER	19,023	103-92	13-13	W	3/23	@GOLDEN STATE	15,025	89-98	33-34	L
12/30	SEATTLE	19,023	112-123*	13-14	L	3/24	LA CLIPPERS	19,023	103-92	34-34	W
1/4	MINNESOTA	19,023	93-98	13-15	L	3/26	SACRAMENTO	19,023	102-98	35-34	W
1/5	@LA CLIPPERS	8,626	88-94	13-16	L	3/29	MILWAUKEE	19,023	108-85	36-34	W
1/9	LA CLIPPERS	19,023	100-105	13-17	L	3/31	@SAN ANTONIO	32,272	83-97	36-35	L
1/11	@GOLDEN STATE	15,025	111-106	14-17	W	4/2	SAN ANTONIO	19,023	111-104	37-35	W
1/12	DALLAS	19,023	130-140*	14-18	L	4/4	UTAH	19,023	107-100	38-35	W
1/14	CLEVELAND	19,023	74-89	14-19	L	4/5	@SEATTLE	17,072	121-130**	38-36	L
1/17	ORLANDO	19,023	95-113	14-20	L	4/7	@VANCOUVER	19,193	112-92	39-36	W
1/19	@PORTLAND	21,401	84-101	14-21	L	4/9	PORTLAND	19,023	91-98	39-37	L
1/21	SACRAMENTO	19,023	111-97	15-21	W	4/10	@UTAH	19,911	79-103	39-38	L
1/23	@INDIANA	16,509	102-117	15-22	L	4/14	@LA LAKERS	17,503	114-118	39-39	L
1/24	@MINNESOTA	15,117	101-91	16-22	W	4/16	HOUSTON	19,023	111-100	40-39	W
1/26	@MILWAUKEE	18,633	107-97	17-22	W	4/17	@SACRAMENTO	17,317	102-103	40-40	L
1/28	@CHICAGO	23,927	82-93	17-23	L	4/19	DALLAS	19,023	123-103	41-40	W
1/30	@MIAMI	14,851	114-99	18-23	W	4/21	@HOUSTON	16,285	110-118	41-41	L

*Overtime

95-96 Final Statistics

PLAYER	G	GS	MIN	3PT			FTM-FTA	PCT	OR-DR	REB	AST	PF-DQ	STL	TO	BLK	PTS-AVG	
				FGM-FGA	PCT	FGM-FGA											
BARKLEY	77	71	2632	580-1160	.500	49-175	.280	440-566	.777	243-578	821	262	208-3	114	218	56	1649-23.2
JOHNSON	56	55	2007	342-674	.507	21-57	.368	342-398	.859	42-179	221	517	144-0	82	170	13	1047-18.7
FINLEY	82	72	3212	465-976	.476	61-186	.328	242-323	.749	139-235	374	289	199-1	85	133	31	1233-15.0
MANNING	33	4	816	178-388	.459	3-14	.214	82-109	.752	30-113	143	65	121-2	38	77	24	441-13.4
PERSON	82	47	2609	390-877	.445	117-313	.374	148-192	.771	56-265	321	138	148-0	55	89	22	1045-12.7
TISDALE	63	6	1152	279-564	.495	0-0	—	114-149	.765	55-159	214	58	188-2	15	63	36	672-10.7
PERRY	81	26	1668	261-549	.475	24-59	.407	151-194	.778	34-102	136	353	140-1	87	146	5	697-8.6
GREEN	82	36	2113	215-444	.484	14-52	.269	168-237	.709	166-388	554	72	141-1	45	79	23	612-7.5
WILLIAMS	62	58	1652	180-397	.453	0-1	.000	95-130	.731	129-243	372	62	170-2	46	62	90	455-7.3
SMITH	34	2	528	70-173	.405	25-77	.325	24-37	.649	24-32	56	86	60-1	21	40	5	189-5.6
BENNETT	19	14	230	29-64	.453	0-1	.000	27-42	.643	21-28	49	6	46-0	11	11	11	85-4.5
CARR	60	10	590	90-217	.415	11-42	.262	49-60	.817	27-75	102	43	77-1	10	40	5	240-4.0
RENCHER (TOT)	36	1	405	33-100	.330	9-29	.310	31-46	.674	9-35	44	54	37-0	16	43	2	106-2.9
RENCHER (PHX)	2	0	8	1-1	1.000	0-0	—	1-3	.333	0-2	2	0	1-0	0	2	1	3-1.5
KLEINE	56	9	663	71-169	.420	2-7	.286	20-25	.800	36-96	132	44	113-0	13	37	6	164-2.9
COKER	5	0	11	4-5	.800	0-0	—	0-0	—	2-0	2	1	1-0	0	0	1	8-1.6
RUSCONI	7	0	30	3-9	.333	0-0	—	2-5	.400	3-3	6	3	10-0	0	3	2	8-1.1
WOOD	4	0	34	1-6	.167	0-0	—	2-2	1.000	2-3	5	2	9-0	1	2	0	4-1.0
SUNS	82		19955	3159-6673	.473	327-984	.332	1907-2472	.771	1009-2501	3510	2001	1776-14	623	1207	331	8552-104.3
OPPONENTS	82		19955	3217-6837	.471	551-1492	.369	1540-2083	.739	1003-2382	3385	2088	2011-28	586	1191	420	8525-104.0

Season Review 96-97

RECORD

40-42

In a season of growth and transition, Phoenix overcame a club-worst 0-13 start and qualified for the postseason. The Suns became the first team in NBA history to make the playoffs after losing its first 13 games.

The reshaping of the team began with the offseason trade of **Charles Barkley** to Houston in exchange for veterans **Chucky Brown, Mark Bryant, Robert Horry** and **Sam Cassell** and the signing of free agent **Rex Chapman** and rookie **Steve Nash**. Then on December 26, 1996, the Suns acquired All-Star guard **Jason Kidd** from Dallas, along with **Tony Dumas** and **Loren Meyer**, for fan favorites **Michael Finley, A.C. Green** and Cassell. Less than a month after the Kidd trade, former Sun **Cedric Ceballos** was re-acquired in a deal that sent Horry and **Joe Kleine** to the Lakers.

Bolstered by the improved lineup and new Head Coach **Danny Ainge**, who took the reins from **Cotton Fitzsimmons** on November 15, 1996, the new-look Suns compiled a 19-6 mark over the final two months of the season and qualified for the playoffs. The "small ball" group of **Kevin Johnson**, Kidd, Chapman and **Wesley Person** carried the bulk of the scoring load down the stretch. Phoenix averaged a league-best 109.9 points in that time. The club's torrid second half included an 11-game winning streak from March 20 to April 10 that enabled Phoenix to become the first team in league history to own a double-digit losing streak and a double-digit winning streak in the same season.

While the Suns fell 3-2 to Seattle in the first round of the 1997 postseason, the series was memorable. Chapman's running, one-handed three-pointer with 1.7 seconds remaining in Game 4 sent the game into overtime. Chapman connected on an NBA-record nine three-pointers and had a playoff career-high 42 points in the Suns' Game 1 win at Seattle.

KJ became just the sixth player in league history to record 11,500 points, 6,000 assists, 2,000 rebounds and 1,000 steals for his career.



FRONT ROW: Trainer Joe Proski, Assistant Scout Jae Staats, Video Coach Garrick Barr, Assistant Coach Donn Nelson, Assistant Coach Paul Silas, Rex Chapman, Wesley Person, Jason Kidd, Kevin Johnson, Steve Nash, Assistant Coach Frank Johnson, Head Coach Danny Ainge, NBA Scout Todd Quinter, Assistant Trainer Aaron Nelson, Equipment Manager Rich Howell.

BACK ROW: Cedric Ceballos, Danny Manning, Horacio Llamas, Loren Meyer, John Williams, Mark Bryant, Wayman Tisdale, Ben Davis, Strength Coach Robin Pound.

TIME TORISE

DATE	OPPONENT	ATTEND.	SCORE	REC.	W/L	DATE	OPPONENT	ATTEND.	SCORE	REC.	W/L
11/1	@LA LAKERS	17,505	82-96	0-1	L	1/24	PORTLAND	19,023	105-115	15-27	L
11/2	HOUSTON	19,023	95-110	0-2	L	1/27	@MIAMI	14,809	97-125	15-28	L
11/5	MINNESOTA	19,023	95-98	0-3	L	1/29	@ORLANDO	17,248	105-112	15-29	L
11/7	SEATTLE	19,023	98-103	0-4	L	1/30	@NEW JERSEY	15,540	101-113	15-30	L
11/9	@PHILADELPHIA	17,006	95-112	0-5	L	2/1	@TORONTO	19,405	86-110	15-31	L
11/11	@CHICAGO	23,807	79-97	0-6	L	2/2	@DETROIT	21,454	106-97	16-31	W
11/12	@MILWAUKEE	13,565	89-99*	0-7	L	2/5	ATLANTA	19,023	99-81	17-31	W
11/14	@VANCOUVER	15,158	89-92	0-8	L	2/11	@PORTLAND	20,110	108-111	17-32	L
11/17	LA LAKERS	19,023	88-102	0-9	L	2/12	BOSTON	19,023	131-100	18-32	W
11/20	CHICAGO	19,023	99-113	0-10	L	2/14	LA CLIPPERS	19,023	110-93	19-32	W
11/21	@HOUSTON	16,285	105-115	0-11	L	2/16	@MINNESOTA	18,774	96-107	19-33	L
11/24	MIAMI	19,023	84-87	0-12	L	2/18	@NEW YORK	19,763	94-95	19-34	L
11/26	@DENVER	9,226	108-117	0-13	L	2/19	@CHARLOTTE	24,042	115-123	19-35	L
11/27	NEW JERSEY	19,023	99-77	1-13	W	2/21	CLEVELAND	19,023	94-88	20-35	W
11/29	@SEATTLE	17,072	92-105	1-14	L	2/23	DALLAS	19,023	86-88	20-36	L
12/4	GOLDEN STATE	19,023	118-87	2-14	W	2/26	PHILADELPHIA	19,023	111-104	21-36	W
12/6	@SACRAMENTO	17,317	101-95	3-14	W	3/2	@DALLAS	14,832	109-108*	22-36	W
12/8	INDIANA	19,023	106-93	4-14	W	3/5	PORTLAND	19,023	99-121	22-37	L
12/10	SAN ANTONIO	19,023	93-76	5-14	W	3/7	SACRAMENTO	19,023	104-87	23-37	W
12/12	@UTAH	19,911	95-87	6-14	W	3/9	ORLANDO	19,023	121-85	24-37	W
12/13	@MINNESOTA	17,097	105-108	6-15	L	3/11	TORONTO	19,023	101-105	24-38	L
12/15	VANCOUVER	19,023	103-84	7-15	W	3/13	@LA CLIPPERS	7,018	112-96	25-38	W
12/16	@LA CLIPPERS	12,049	121-122*	7-16	L	3/15	DALLAS	19,023	101-76	26-38	W
12/18	WASHINGTON	19,023	114-107	8-16	W	3/17	@GOLDEN STATE	17,029	116-95	27-38	W
12/21	@SAN ANTONIO	16,053	88-101	8-17	L	3/18	LA CLIPPERS	19,023	111-121	27-39	L
12/23	DENVER	19,023	109-112*	8-18	L	3/20	SAN ANTONIO	19,023	113-106	28-39	W
12/25	LA LAKERS	19,023	87-108	8-19	L	3/22	@HOUSTON	16,285	104-99	29-39	W
12/28	@VANCOUVER	16,757	103-98	9-19	W	3/25	MILWAUKEE	19,023	117-112	30-39	W
12/30	SACRAMENTO	19,023	100-88	10-19	W	3/26	@SEATTLE	17,017	109-107	31-39	W
1/2	@CLEVELAND	15,272	94-103	10-20	L	3/28	GOLDEN STATE	19,023	122-115*	32-39	W
1/3	@INDIANA	16,590	104-117	10-21	L	3/30	SEATTLE	19,023	107-106	33-39	W
1/5	@BOSTON	15,452	102-109	10-22	L	4/2	HOUSTON	19,023	109-106	34-39	W
1/7	@ATLANTA	8,317	103-105*	10-23	L	4/4	@DENVER	12,204	122-113	35-39	W
1/8	@WASHINGTON	14,911	113-115*	10-24	L	4/5	@PORTLAND	21,538	99-90	36-39	W
1/10	CHARLOTTE	19,023	102-90	11-24	W	4/8	MINNESOTA	19,023	115-107	37-39	W
1/13	@DALLAS	12,905	105-98	12-24	W	4/10	@SACRAMENTO	17,317	101-99	38-39	W
1/14	DENVER	19,023	110-101	13-24	W	4/11	@LA LAKERS	17,505	98-114	38-40	L
1/16	@UTAH	19,911	91-95	13-25	L	4/13	@GOLDEN STATE	14,944	105-97	39-40	W
1/18	NEW YORK	19,023	105-98	14-25	W	4/15	UTAH	19,023	122-127	39-41	L
1/20	DETROIT	19,023	89-86	15-25	W	4/18	@SAN ANTONIO	17,599	106-95	40-41	W
1/22	UTAH	19,023	99-111	15-26	L	4/19	VANCOUVER	19,023	107-121	40-42	L

*Overtime

96-97 Final Statistics

3 PT																	
PLAYER	G	GS	MIN	FGM-FGA	PCT	FGM-FGA	PCT	FTM-FTA	PCT	OR-DR	REB	AST	PF-DQ	STL	TO	BLK	PTS-AVG
JOHNSON	70	70	2658	441-890	.496	89-202	.441	439-515	.852	54-199	253	653	141-0	102	217	12	1410-20.1
CASSELL	22	9	539	100-241	.415	19-62	.306	106-124	.855	12-38	50	99	66-4	23	60	6	325-14.8
CEBALLOS(PHX)	42	32	1147	248-534	.464	21-81	.259	126-171	.737	91-186	277	49	94-0	28	68	17	643-15.3
CHAPMAN	65	33	1833	332-749	.443	110-314	.350	124-149	.832	25-156	181	182	108-1	52	96	7	898-13.8
MANNING	77	17	2134	426-795	.536	7-36	.194	181-251	.721	137-332	469	173	268-7	81	161	74	1040-13.5
PERSON	80	42	2326	409-903	.453	171-414	.413	91-114	.798	68-224	292	123	102-0	86	76	20	1080-13.5
FINLEY	27	18	796	141-297	.475	14-55	.255	56-69	.812	34-86	120	68	42-0	18	44	4	352-13.0
KIDD(PHX)	33	23	1173	138-326	.423	40-100	.400	66-96	.688	34-125	159	296	72-0	79	76	12	382-11.6
BRYANT	41	18	1018	152-275	.553	0-0	—	76-108	.704	67-145	212	47	136-4	22	46	5	380-9.3
WILLIAMS	68	66	2137	204-416	.490	0-2	.000	133-198	.672	178-384	562	100	176-1	67	66	88	541-8.0
HORRY	32	15	719	82-195	.421	24-78	.308	32-50	.640	40-79	119	54	81-1	28	46	26	220-6.9
TISDALE	53	15	778	158-371	.426	0-0	—	30-48	.625	35-85	120	20	111-0	8	36	21	346-6.5
GREEN	27	19	548	61-128	.477	0-3	.000	31-48	.646	33-105	138	17	34-0	18	20	1	153-5.7
MEYER(PHX)	37	17	449	74-166	.446	3-5	.600	37-52	.712	39-57	96	12	73-2	5	35	12	188-5.4
DUMAS(PHX)	6	1	51	6-19	.316	1-4	.250	1-2	.500	0-2	2	3	9-0	0	1	1	14-2.3
C. BROWN	10	0	83	13-26	.500	0-0	—	8-11	.727	3-13	16	4	14-0	0	4	2	34-3.4
KLEINE	23	10	365	32-80	.400	1-1	1.000	13-18	.722	21-59	80	12	47-0	9	20	6	78-3.4
NASH	65	2	684	74-175	.423	23-55	.418	42-51	.824	16-47	63	138	92-1	20	63	0	213-3.3
R.ROBINSON(PHX)	12	0	87	16-34	.471	3-10	.300	1-4	.250	1-6	7	8	8-0	1	5	0	36-3.0
M. BROWN	6	1	83	5-12	.417	0-0	—	6-10	.600	9-16	25	5	9-0	1	2	1	16-2.7
BONEY	8	0	48	6-19	.316	1-6	.167	6-8	.750	3-3	6	0	3-0	2	1	1	19-2.4
BLAMAS	20	2	101	15-28	.536	0-0	—	4-8	.500	4-14	18	4	25-0	10	11	5	34-1.7
DAVIS	20	0	98	10-26	.385	0-0	—	9-20	.450	12-15	27	0	16-0	4	3	1	29-1.5
SUNS	82		19855	3143-6705	.469	527-1428	.369	1618-2125	.761	916-2376	3292	2067	1727-21	664	1180	322	8431-102.8
OPPONENTS	82		19855	3183-6818	.467	545-1479	.368	1466-1984	.739	1048-2461	3509	1996	1840-20	662	1298	372	8377-102.2

Season Review 97-98

RECORD

56-26

The 1997-98 season was poised as a rebuilding season, but far exceeded expectations. The club convinced **Kevin Johnson** to put off his retirement and play his 11th NBA season, signed free agents **Clifford Robinson** and **George McCloud** and acquired **Antonio McDyess** from Denver for **Wesley Person**, **Tony Dumas** and four draft picks in a three-team trade.

The Suns' 17-9 record at the end of December was their best start since the 1994-95 season when they ended the season with the second-best record in the league. However, an injury to **Danny Manning** (torn ACL on April 7) changed the complexion of the team for the rest of the season and into the playoffs, but the Suns were able to finish strong by winning 11 of their last 12 games.

The club put together a 10-game winning streak, including wins over Seattle, Portland, L.A. Lakers and Houston, from March 25 to April 17 and the Suns were a perfect 6-0 on the road in April.

Phoenix recorded 10 of the 15 top defensive performances in team history. Suns opponents were limited to 80 points or less 14 times, and the Suns were 45-9 when holding their opponents to below 100 points.

Manning earned the NBA's Sixth Man Award, becoming only the second player in franchise history, and the first in nine years, to be so honored. **Jason Kidd** was named to the West All-Star team, his second appearance, and the Suns' first since 1996.

The Suns faced San Antonio in the first round of playoffs with a homecourt advantage. The Spurs won the first game but the Suns came back and won the second game to even the series. San Antonio won both games at the Alamodome by an average of 15.5 points to win the series, 3-1.

Johnson moved past Nate "Tiny" Archibald into 10th place on the all-time NBA career assist list, and on March 29 he scored his 13,000th career point.



FRONT ROW: Assistant Coach Roger Reid, Assistant Coach Scott Skiles, Rex Chapman, Kevin Johnson, Jason Kidd, Steve Nash, George McCloud, Head Coach Danny Ainge, Assistant Coach Frank Johnson, Trainer Joe Proski.

BACK ROW: Dennis Scott, Danny Manning, Horacio Llamas, Loren Meyer, John "Hot Rod" Williams, Clifford Robinson, Antonio McDyess, Mark Bryant, Marko Milic.

TIME TORISE

DATE	OPPONENT	ATTEND.	SCORE	REC.	W/L	DATE	OPPONENT	ATTEND.	SCORE	REC.	W/L
10/31	LA CLIPPERS	19,023	110-100	1-0	W	1/30	@MIAMI	15,200	74-71	28-14	W
11/4	UTAH	19,023	106-84	2-0	W	1/31	@ORLANDO	17,248	96-94	29-14	W
11/6	NEW YORK	19,023	75-105	2-1	L	2/2	@PHILADELPHIA	12,787	106-97	30-14	W
11/8	@LA CLIPPERS	12,096	123-105	3-1	W	2/3	@TORONTO	14,344	110-105	31-14	W
11/12	MILWAUKEE	19,023	103-95	4-1	W	2/5	@NEW JERSEY	17,085	94-106	31-15	L
11/14	@PORTLAND	21,057	140-139****	5-1	W	2/10	SACRAMENTO	19,023	88-86	32-15	W
11/16	HOUSTON	19,023	96-94	6-1	W	2/12	PORTLAND	19,023	110-115	32-16	L
11/18	MINNESOTA	19,023	90-108	6-2	L	2/14	@SAN ANTONIO	20,557	94-81	33-16	W
11/20	CHICAGO	19,023	89-85	7-2	W	2/17	@DALLAS	11,471	95-77	34-16	W
11/26	NEW JERSEY	19,023	111-99	8-2	W	2/18	LA LAKERS	19,023	110-103	35-16	W
11/28	@BOSTON	18,624	112-108*	9-2	W	2/20	CHARLOTTE	19,023	115-99	36-16	W
11/29	@NEW YORK	19,763	80-102	9-3	L	2/22	SAN ANTONIO	19,023	97-79	37-16	W
12/2	@MILWAUKEE	13,131	90-86	10-3	W	2/24	PHILADELPHIA	19,023	84-85	37-17	L
12/3	@DETROIT	15,548	103-108*	10-4	L	2/26	@UTAH	19,911	97-108	37-18	L
12/5	TORONTO	19,023	110-91	11-4	W	2/27	@LA CLIPPERS	9,759	104-99	38-18	W
12/7	INDIANA	19,023	97-99	11-5	L	3/1	@SEATTLE	17,072	87-89	38-19	L
12/9	VANCOUVER	19,023	107-85	12-5	W	3/3	@PORTLAND	21,538	93-98	38-20	L
12/11	ATLANTA	19,023	94-78	13-5	W	3/5	DETROIT	19,023	102-93	39-20	W
12/13	@MINNESOTA	18,899	101-112	13-6	L	3/7	HOUSTON	19,023	89-108	39-21	L
12/15	@CHICAGO	23,888	104-111	13-7	L	3/9	LA CLIPPERS	19,023	134-105	40-21	W
12/16	@CLEVELAND	13,511	90-103	13-8	L	3/10	@DENVER	12,010	100-76	41-21	W
12/18	@DALLAS	11,427	89-75	14-8	W	3/13	GOLDEN STATE	19,023	101-77	42-21	W
12/20	@DENVER	12,120	102-81	15-8	W	3/15	DALLAS	19,023	100-90	43-21	W
12/22	GOLDEN STATE	19,023	91-76	16-8	W	3/17	SACRAMENTO	19,023	107-80	44-21	W
12/26	@VANCOUVER	17,023	118-100	17-8	W	3/18	@LA LAKERS	17,505	93-99	44-22	L
12/28	SEATTLE	19,023	97-106	17-9	L	3/21	SEATTLE	19,023	109-102	45-22	W
12/30	BOSTON	19,023	100-90	18-9	W	3/22	@SAN ANTONIO	27,646	83-93	45-23	L
1/2	DALLAS	19,023	92-85	19-9	W	3/24	@UTAH	19,911	73-92	45-24	L
1/4	@WASHINGTON	20,674	99-109	19-10	L	3/25	MINNESOTA	19,023	97-99	45-25	L
1/6	@INDIANA	15,321	81-80	20-10	W	3/27	WASHINGTON	19,023	89-85	46-25	W
1/7	@MINNESOTA	16,771	92-77	21-10	W	3/29	VANCOUVER	19,023	106-98	47-25	W
1/9	SAN ANTONIO	19,023	100-79	22-10	W	3/31	@HOUSTON	16,285	97-86	48-25	W
1/12	@SACRAMENTO	14,568	90-96	22-11	L	4/4	PORTLAND	19,023	90-83	49-25	W
1/13	CLEVELAND	19,023	84-102	22-12	L	4/6	@SEATTLE	17,072	102-92	50-25	W
1/16	ORLANDO	19,023	111-86	23-12	W	4/7	@SACRAMENTO	13,950	103-97	51-25	W
1/18	MIAMI	19,023	96-87	24-12	W	4/10	@LA LAKERS	17,505	114-105	52-25	W
1/20	@GOLDEN STATE	13,048	87-69	25-12	W	4/12	@VANCOUVER	16,266	129-106	53-25	W
1/21	LA LAKERS	19,023	109-119	25-13	L	4/13	@GOLDEN STATE	12,247	105-97	54-25	W
1/23	DENVER	19,023	93-77	26-13	W	4/15	DENVER	19,023	96-89	55-25	W
1/26	@ATLANTA	13,539	96-91	27-13	W	4/17	UTAH	19,023	99-102	55-26	L
1/27	@CHARLOTTE	22,760	113-120*	27-14	L	4/19	@HOUSTON	16,285	123-93	56-26	W

*Overtime ****Quadruple Overtime

97-98 Final Statistics

PLAYER	G	GS	MIN	3PT			FTM-FTA	PCT	OR-DR	REB	AST	PF-DQ	STL	TO	BLK	PTS-AVG	
				FGM-FGA	PCT	FGM-FGA											
CHAPMAN	68	67	2263	408-956	.427	120-311	.386	146-187	.781	30-143	173	203	102-0	71	116	14	1082-15.9
MCDYESS	81	81	2441	497-927	.536	0-2	.000	231-329	.702	206-407	613	106	292-6	100	142	135	1225-15.1
ROBINSON	80	64	2359	429-895	.479	27-84	.321	248-360	.689	152-258	410	170	249-5	92	140	90	1133-14.2
MANNING	70	11	1794	390-756	.516	0-7	.000	167-226	.739	110-282	392	139	201-2	71	100	46	947-13.5
KIDD	82	82	3118	357-859	.416	73-233	.313	167-209	.799	108-402	510	745	142-0	162	261	26	954-11.6
JOHNSON	50	12	1290	155-347	.447	4-26	.154	162-187	.871	35-129	164	245	57-0	27	101	8	476-9.5
CEBALLOS	35	16	626	129-258	.500	15-50	.300	60-84	.714	51-98	149	35	59-0	22	39	8	333-9.5
NASH	76	9	1664	268-584	.459	81-195	.415	74-86	.860	32-128	160	262	145-1	63	98	4	691-9.1
MCCLLOUD	63	13	1213	173-427	.405	71-208	.341	39-51	.765	45-173	28	84	132-1	54	63	13	456-7.2
SCOTT (PHX)	29	3	493	71-162	.438	31-69	.449	8-12	.667	8-42	50	24	31-0	10	12	7	181-6.2
BRYANT	70	22	1110	109-225	.484	0-1	.000	73-95	.768	92-152	244	46	180-3	36	58	15	291-4.2
WILLIAMS	71	30	1333	95-202	.470	0-0	.000	65-93	.699	107-205	312	49	138-2	33	29	60	255-3.6
LLAMAS	8	0	42	8-21	.381	1-3	.333	7-10	.700	4-14	18	1	14-0	1	9	3	24-3.0
MILIC	33	0	163	39-64	.609	3-6	.500	11-17	.647	10-15	25	12	17-0	10	21	0	92-2.8
THOMPSON	13	0	46	10-27	.370	5-16	.313	1-3	.333	1-4	5	3	6-0	4	5	0	26-2.0
SUNS	82		19955	3138-6710	.468	431-1211	.356	1459-1948	.749	991-2452	3443	2124	1765-20	756	1236	429	8166-99.6
OPPONENTS	82		19955	2923-6618	.442	394-1091	.361	1501-2051	.732	1051-2343	3394	1803	1769-17	720	1363	323	7741-94.4

Season Review 98-99

RECORD

27-23

A season that began late and was shortened due to labor strife finished with the Suns earning an 11th-straight berth in the NBA Playoffs. The NBA suffered through a lockout from June 30 through January 21, and as a result the season was reduced to 50 regular season games. After the lockout, the club added All-Star **Tom Gugliotta** and three-time NBA titlist **Luc Longley** while re-signing free agents **Rex Chapman**, **Clifford Robinson** and **George McCloud**.

The top individual performance was turned in by **Jason Kidd**, who gained All-NBA First Team and All-Defensive First Team honors at season's end. He became the first Suns player to lead the league in assists (10.8 apg) and also topped all NBA guards with 6.8 rebounds. Kidd posted seven triple-doubles, with the rest of the NBA combining for 11.

For the second-straight season, the Suns led the league in assists with 25.0 per game, backed by Kidd's league-best average. Phoenix also placed second with a .372 three-point field goal percentage, as Robinson finished eighth with a career-best .417 and McCloud was ninth at .416.

A playoff berth was in jeopardy as Phoenix owned a 15-18 mark in early April. However, the Suns won their final eight home games and finished the season with a 12-5 mark to tie for third in the Pacific Division. The eight-straight home wins were the most since 1994-95 when the team won its first 13 home games of the season.

Phoenix faced Pacific Division champion Portland in the opening round of the playoffs and dropped the series, 3-0, as all three games were decided late in the fourth quarter.

Head Coach **Danny Ainge** became the second fastest Suns coach to reach 100 wins, as the team won at Denver on February 15 to give Ainge his 100th win in 162 games.



FRONT ROW: Assistant Coach Roger Reid, Assistant Coach Scott Skiles, Rex Chapman, Jason Kidd, Gerald Brown, Marko Milic, Head Coach Danny Ainge, Assistant Coach Frank Johnson, Trainer Joe Proski.

BACK ROW: Toby Bailey, Chris Morris, Tom Gugliotta, Danny Manning, Luc Longley, Joe Kleine, Clifford Robinson, Pat Garrity, George McCloud.

TIME TORISE

DATE	OPPONENT	ATTEND.	SCORE	REC.	W/L	DATE	OPPONENT	ATTEND.	SCORE	REC.	W/L
2/5	@ LA CLIPPERS	7,589	101-92	1-0	W	3/22	VANCOUVER	18,855	89-84	13-13	W
2/7	DENVER	19,023	115-108	2-0	W	3/24	@LA LAKERS	17,505	106-101	14-13	W
2/9	SACRAMENTO	18,217	95-112	2-1	L	3/25	@PORTLAND	20,328	84-97	14-14	L
2/11	UTAH	19,023	74-82	2-2	L	3/26	NEW YORK	19,023	87-94	14-15	L
2/13	LA CLIPPERS	19,023	107-104*	3-2	W	3/28	PORTLAND	19,023	86-88	14-16	L
2/15	@DENVER	10,415	115-106	4-2	W	3/31	GOLDEN STATE	18,674	93-78	15-16	W
2/16	@HOUSTON	16,285	92-109	4-3	L	4/2	LA LAKERS	19,023	90-91	15-17	L
2/17	@SAN ANTONIO	16,419	79-76	5-3	W	4/3	@PORTLAND	20,056	93-98	15-18	L
2/19	DETROIT	19,023	93-101	5-4	L	4/6	@LA CLIPPERS	6,450	88-83	16-18	W
2/22	DALLAS	18,596	101-83	6-4	W	4/7	MINNESOTA	19,023	90-82	17-18	W
2/25	@VANCOUVER	13,494	94-86	7-4	W	4/9	@UTAH	19,911	92-93	17-19	L
2/26	@GOLDEN STATE	15,807	90-94	7-5	L	4/10	SAN ANTONIO	19,023	110-84	18-19	W
2/28	GOLDEN STATE	18,587	102-89	8-5	W	4/12	@SAN ANTONIO	14,352	77-94	18-20	L
3/1	LA LAKERS	19,023	91-97	8-6	L	4/14	@SEATTLE	17,072	101-94	19-20	W
3/3	@LA LAKERS	17,505	95-101	8-7	L	4/16	DALLAS	18,623	92-85	20-20	W
3/4	@SEATTLE	17,072	110-93	9-7	W	4/18	SEATTLE	19,023	99-93	21-20	W
3/6	SACRAMENTO	19,023	99-111	9-8	L	4/20	@DALLAS	18,121	100-104	21-21	L
3/9	@DALLAS	12,714	103-91	10-8	W	4/21	UTAH	19,023	91-82	22-21	W
3/10	CLEVELAND	18,567	73-86	10-9	L	4/25	HOUSTON	19,023	95-71	23-21	W
3/12	SAN ANTONIO	19,023	97-99	10-10	L	4/26	@UTAH	19,911	99-85	24-21	W
3/14	HOUSTON	19,023	104-90	11-10	W	4/28	@MINNESOTA	16,771	92-97	24-22	L
3/16	@MILWAUKEE	13,316	110-92	12-10	W	4/29	@DENVER	13,129	98-87	25-22	W
3/17	@CHARLOTTE	17,837	111-119	12-11	L	5/1	VANCOUVER	19,023	107-77	26-22	W
3/19	@ATLANTA	17,190	85-93	12-12	L	5/2	@SACRAMENTO	17,317	100-111	26-23	L
3/20	@HOUSTON	16,285	93-103*	12-13	L	5/5	MINNESOTA	18,733	100-96	27-23	W

*Overtime

98-99 Final Statistics

PLAYER	3 PT							REBOUNDS						
	G	GS	MIN	FGM-FGA	PCT	FGM-FGA	PCT	FTM-FTA	PCT	OR-DR	TOT	AST	PF-QD	STL
GUGLIOTTA	43	43	1563	277-573	.483	2-7	.286	173-218	.794	131-250	381	121	110-0	59
KIDD	50	50	2060	310-698	.444	45-123	.366	181-239	.757	87-252	339	539	108-1	114
ROBINSON	50	35	1740	299-629	.475	58-139	.417	163-234	.697	69-158	227	128	154-2	75
CHAPMAN	38	35	1183	165-459	.359	53-151	.351	76-91	.835	12-92	104	109	46-0	34
LIVINGSTON	1	0	22	5-8	.625	0-0	—	2-2	1.000	0-2	2	3	1-0	2
MANNING	50	5	1184	187-386	.484	1-9	.111	78-112	.696	62-157	219	113	129-1	36
MCCLOUD	48	16	1245	142-324	.438	69-166	.416	75-87	.862	34-128	162	79	127-0	45
LONGLEY	39	39	933	140-290	.483	0-0	—	59-76	.776	59-162	221	45	119-0	23
GARRITY	39	9	538	85-170	.500	7-18	.389	40-56	.714	26-49	75	18	62-0	8
MORRIS	44	2	535	64-149	.430	16-56	.286	40-46	.870	54-67	121	23	54-0	16
RESPERT	12	1	99	13-36	.361	4-13	.308	7-10	.700	2-11	13	8	10-0	5
BAILEY	27	10	249	34-86	.395	1-5	.200	9-13	.692	24-30	54	13	24-0	9
SIMS	4	0	25	4-10	.400	1-1	1.000	2-5	.400	3-1	4	5	2-0	2
BROWN	33	0	236	33-89	.371	3-10	.300	11-14	.786	5-17	22	31	21-0	5
KLEINE	31	5	374	30-74	.405	0-2	.000	8-12	.667	27-40	67	12	46-0	8
OLIVER	2	0	11	1-3	.333	1-1	1.000	0-0	—	0-0	0	0	2-0	0
MILIC	11	0	53	8-20	.400	0-1	.000	0-0	—	3-2	5	2	7-0	3
SUNS	50		12050	1797-4004	.449	261-702	.372	924-1215	.760	598-1418	2016	1249	1022-4	444
OPPONENTS	50		12050	1772-3936	.450	272-755	.360	850-1224	.694	614-1506	2120	1064	1065-8	410

Season Review 99-00

RECORD

53-29

In a season that was anything but scripted, the Suns recorded 50 or more wins for the ninth time in 12 seasons and advanced to the Western Conference Semifinals for the first time since 1995.

Phoenix opened the playoffs with a 3-1 series win over defending champion San Antonio before falling to the eventual champion Lakers 4-1 in the second-round.

Defensively the Suns had their top season ever, limiting opponents to 93.7 points and .424 shooting from the field. **Jason Kidd** and **Clifford Robinson** were each named NBA All-Defensive Second Team and Kidd finished tied for fifth in the NBA with 2.0 steals.

Kidd was named All-NBA First Team for the second-straight season and led all Western Conference guards in All-Star voting. **Rodney Rogers** won the NBA Sixth Man of the Year Award with the second-highest percentage of the vote in history (86.0%) and **Shawn Marion** earned NBA All-Rookie Second Team honors.

The season was one of challenges as the Suns lost a total of 269 games due to injury, with **Anfernee Hardaway** (right foot, 21 games) and Marion (left knee, 31 games) missing most of two months. On December 13 with the club 13-7, Head Coach **Danny Ainge** unexpectedly stepped down and lead assistant **Scott Skiles** was promoted to the top spot. Days later without three starters, the Suns pulled out a 110-102 win at Portland behind **Tom Gugliotta's** 17 points and 14 rebounds. Within an hour of the win, he suffered a seizure on the team bus and missed seven games. Back to form and playing perhaps his best ball of the season, he went down on March 10 with a season-ending left knee injury.

Robinson moved into the starting lineup in December due to the injuries and supplied the missing offense. He finished the season with a team-best 18.5 points that included an America West Arena record and career-high 50 points on January 16 in a 113-100 win.

With the return of Hardaway and Marion the club started to gel, going 10-3 in February and 12-4 in March (13-1 at home during that time). Too good to be true, Kidd went down March 22 with a fractured left ankle that left him sidelined until Game 4 of the opening round of the playoffs. Suns great **Kevin Johnson** came out of retirement on March 25 to replace Kidd on the active roster.



FRONT ROW: Trainer Joe Proski, Assistant Coach Phil Weber, Assistant Coach Frank Johnson, Rex Chapman, Jason Kidd, Randy Livingston, Toby Bailey, Head Coach Scott Skiles, Assistant Coach John MacLeod, Video Coordinator Garrick Barr, Assistant Trainer Aaron Nelson.

BACK ROW: Equipment Manager Rich Howell, Shawn Marion, Corie Blount, Tom Gugliotta, Mark West, Luc Longley, Clifford Robinson, Rodney Rogers, Anfernee Hardaway, Todd Day, Strength Coach Robin Pound.

TIME TORISE

DATE	OPPONENT	ATTEND.	SCORE	REC.	W/L	DATE	OPPONENT	ATTEND.	SCORE	REC.	W/L
11/2	@DENVER	19,099	102-107*	0-1	L	1/29	@CHARLOTTE	19,366	79-100	24-18	L
11/4	PHILADELPHIA	19,023	84-80	1-1	W	1/31	@ORLANDO	13,677	117-113	25-18	W
11/7	SAN ANTONIO	19,023	77-74	2-1	W	2/2	LA CLIPPERS	18,421	114-68	26-18	W
11/9	@CHICAGO	22,026	103-80	3-1	W	2/4	@SEATTLE	15,739	86-94	26-19	L
11/10	@NEW JERSEY	11,652	104-89	4-1	W	2/6	SEATTLE	19,023	105-93	27-19	W
11/12	@MILWAUKEE	16,137	92-107	4-2	L	2/8	VANCOUVER	18,385	94-76	28-19	W
11/13	@MINNESOTA	20,003	100-110	4-3	L	2/10	MINNESOTA	19,023	101-85	29-19	W
11/15	LA LAKERS	19,023	82-91	4-4	L	2/15	@SACRAMENTO	17,317	117-108	30-19	W
11/17	CHICAGO	18,480	105-81	5-4	W	2/18	ATLANTA	19,023	85-73	31-19	W
11/19	NEW YORK	19,023	96-81	6-4	W	2/21	@SAN ANTONIO	17,049	98-89	32-19	W
11/21	SEATTLE	18,663	99-86	7-4	W	2/22	DENVER	19,023	86-67	33-19	W
11/23	TORONTO	18,718	94-93	8-4	W	2/24	@WASHINGTON	15,191	92-83	34-19	W
11/27	NEW JERSEY	19,023	129-90	9-4	W	2/25	@NEW YORK	19,763	79-84	34-20	L
11/30	@LA CLIPPERS	10,233	94-80	10-4	W	2/27	@TORONTO	19,800	102-103	34-21	L
12/1	HOUSTON	18,630	128-122**	11-4	W	2/29	@CLEVELAND	13,044	100-93	35-21	W
12/4	@HOUSTON	16,285	95-105	11-5	L	3/2	INDIANA	19,023	118-87	36-21	W
12/5	PORTLAND	19,023	90-92	11-6	L	3/4	DALLAS	19,023	110-96	37-21	W
12/7	ORLANDO	18,249	110-107	12-6	W	3/6	MIAMI	19,023	100-92	38-21	W
12/9	WASHINGTON	18,053	99-85	13-6	W	3/7	@HOUSTON	14,749	108-101	39-21	W
12/11	@DALLAS	14,444	115-120	13-7	L	3/10	UTAH	19,023	96-99	39-22	L
12/14	DETROIT	18,575	114-104	14-7	W	3/11	@DALLAS	18,187	99-104	39-23	L
12/17	@PORTLAND	20,584	110-102	15-7	W	3/14	MINNESOTA	19,023	107-100	40-23	W
12/18	SACRAMENTO	19,023	119-103	16-7	W	3/17	@VANCOUVER	14,255	101-86	41-23	W
12/20	MILWAUKEE	18,656	108-101	17-7	W	3/19	@GOLDEN STATE	12,837	99-82	42-23	W
12/21	@SAN ANTONIO	23,480	90-91*	17-8	L	3/20	BOSTON	19,023	110-106	43-23	W
12/23	DALLAS	19,023	110-111	17-9	L	3/22	SACRAMENTO	19,023	114-93	44-23	W
12/26	GOLDEN STATE	19,023	108-88	18-9	W	3/24	@LA LAKERS	18,997	101-109	44-24	L
12/27	@UTAH	19,911	91-92	18-10	L	3/26	GOLDEN STATE	19,023	90-82	45-24	W
12/29	@LA LAKERS	18,997	87-103	18-11	L	3/28	@MIAMI	15,923	78-81	45-25	L
1/4	CHARLOTTE	18,640	86-80	19-11	W	3/30	@ATLANTA	11,870	118-74	46-25	W
1/7	SAN ANTONIO	19,023	83-102	19-12	L	3/31	@DETROIT	22,076	98-97	47-25	W
1/8	@PORTLAND	20,584	91-96	19-13	L	4/2	@MINNESOTA	19,006	87-86	48-25	W
1/11	@SEATTLE	13,912	88-101	19-14	L	4/4	LA LAKERS	19,023	83-84	48-26	L
1/12	@VANCOUVER	14,404	95-92	20-14	W	4/6	@UTAH	19,911	85-105	48-27	L
1/14	PORTLAND	19,023	83-105	20-15	L	4/9	@SACRAMENTO	17,317	102-97	49-27	W
1/16	DENVER	19,023	113-100	21-15	W	4/11	@LA CLIPPERS	14,724	95-88	50-27	W
1/21	@DENVER	19,221	101-99	22-15	W	4/12	VANCOUVER	18,463	122-116*	51-27	W
1/22	CLEVELAND	18,221	101-88	23-15	W	4/14	LA CLIPPERS	18,538	112-88	52-27	W
1/25	@INDIANA	18,345	87-93	23-16	L	4/16	UTAH	19,023	82-96	52-28	L
1/26	@PHILADELPHIA	19,450	93-87	24-16	W	4/18	HOUSTON	19,023	98-107	52-29	L
1/28	@BOSTON	18,624	88-91	24-17	L	4/19	@GOLDEN STATE	14,212	99-88	53-29	W

*Overtime

99-00 Final Statistics

PLAYER	G	GS	MIN	3PT				FTM-FTA	PCT	OR-DR	REB	AST	PF-QD	STL	TO	BLK	PTS-AVG
				FGM-FGA	PCT	FGM-FGA	PCT										
ROBINSON	80	67	2839	530-1142	.464	120-324	.370	298-381	.782	105-254	359	224	239-3	90	166	61	1478-18.5
HARDAWAY	60	60	2253	378-798	.474	33-102	.324	226-286	.790	91-256	347	315	164-1	94	153	38	1015-16.9
KIDD	67	67	2616	350-855	.409	56-166	.337	203-245	.829	96-387	483	678	148-2	134	226	28	959-14.3
ROGERS	82	7	2286	428-881	.486	115-262	.439	159-249	.639	138-309	447	170	290-5	94	163	47	1130-13.8
GUGLIOTTA	54	54	1767	310-645	.481	1-8	.125	117-151	.775	141-284	425	124	152-2	80	106	31	738-13.7
MARION	51	38	1260	222-471	.471	4-22	.182	72-85	.847	105-227	332	69	113-0	38	51	53	520-10.2
DAY	58	1	941	130-330	.394	64-165	.388	72-108	.667	31-98	129	65	127-1	44	50	22	396-6.8
JOHNSON	6	0	113	16-28	.571	1-1	1.000	7-7	1.000	0-16	16	24	6-0	2	7	0	40-6.7
CHAPMAN	53	19	957	124-320	.388	41-123	.333	59-78	.756	10-70	80	62	70-0	22	38	1	348-6.6
MILLER	51	9	1088	137-233	.588	0-0	—	49-73	.671	87-174	261	68	132-1	42	74	80	323-6.3
LONGLEY	72	68	1417	186-399	.466	0-0	—	80-97	.825	100-223	323	77	221-1	22	136	42	452-6.3
LIVINGSTON	79	15	1081	155-373	.416	19-55	.345	52-62	.839	25-105	130	170	129-1	49	92	13	381-4.8
BAILEY	46	2	449	58-140	.414	2-10	.200	45-65	.692	26-46	72	30	55-0	13	24	4	163-3.5
BLOUNT	38	1	446	44-89	.494	0-2	.000	19-33	.576	52-61	113	10	78-0	15	28	7	107-2.8
MACLEAN	16	0	143	18-49	.367	2-6	.333	4-6	.667	6-17	23	8	24-0	2	8	1	42-2.6
DAVIS	5	0	22	2-6	.333	0-0	—	0-0	—	3-6	9	2	2-0	1	3	1	4-0.8
WEST	22	2	127	5-12	.417	0-0	—	5-8	.625	6-25	31	2	23-0	2	6	4	15-0.7
SUNS	82		19805	3093-6771	.457	458-1246	.368	1467-1934	.759	1022-2558	3580	2098	1973-17	744	1368	433	8111-98.9
OPPONENTS	82		19805	2825-6665	.424	403-1146	.352	1630-2205	.739	1071-2465	3536	1700	1794-11	733	1422	427	7683-93.7

Season Review 00-01

RECORD

51-31

Competing in the toughest conference in NBA history, the Suns owned the eighth-best record in the NBA and finished with 50-plus wins for the 10th time in 13 seasons as seven Western Conference teams had 50 or more victories.

Phoenix posted its top defensive season in club history by allowing 91.8 points per game, fewest in the team's existence, and held opponents to .435 shooting from the field, second-best in club history.

Phoenix was the only NBA team to have five people average double figures in scoring with **Shawn Marion** topping the team with 17.3, **Jason Kidd** at 16.9, **Clifford Robinson** averaging 16.4 points, newcomer **Tony Delk** adding 12.3 points and **Rodney Rogers** at 12.2 points. Marion also emerged as a factor on the glass in his second season as he finished eighth in the NBA with 10.8 rebounds to become the first Sun since 1995-96 and sixth player in team history to average 10-plus rebounds for a season.

For the second-straight season the Suns had a player score 50 points as Delk reached the mark at Sacramento, his former team, with an ARCO Arena record 53 points on January 2 in an overtime loss to the Kings.

Kidd joined Oscar Robertson, Bob Cousy and John Stockton as the only players in NBA history to win the assist title three-straight seasons with a league-high 9.8 assists. Kidd was also named ALL-NBA First Team for the third consecutive season and NBA All-Defensive First Team.

The Suns finished the season with an NBA-best 13-4 mark after March 19, a stretch that included a nine-game home winning streak to close out the year. Phoenix placed third in the Pacific Division and sixth in the Western Conference.

That led to a first-round playoff matchup against Sacramento and the Suns opened the series with a win at Sacramento but then lost three in a row to fall to the Kings.



FRONT ROW: Equipment Manager Rich Howell, Basketball Operations Assistant David Griffin, Assistant Coach Phil Weber, Assistant Coach Frank Johnson, Tony Delk, Jason Kidd, Vinny Del Negro, Elliot Perry, Head Coach Scott Skiles, Assistant Coach Jim Boylan, Head Trainer Aaron Nelson, Scout Todd Quinter, Assistant Trainer Casey Smith.

BACK ROW: Video Coordinator Garrick Barr, Mario Elie, Rodney Rogers, Tom Gugliotta, Chris Dudley, Jake Tsakalidis, Daniel Santiago, Clifford Robinson, Shawn Marion, Anfernee Hardaway, Strength Coach Robin Pound.

TIME TORISE

DATE	OPPONENT	ATTEND.	SCORE	REC.	W/L	DATE	OPPONENT	ATTEND.	SCORE	REC.	W/L
10/31	@GOLDEN STATE	15,460	94-96	0-1	L	1/27	@WASHINGTON	19,212	82-89	24-18	L
11/2	PORTLAND	18,463	108-82	1-1	W	1/29	@ATLANTA	11,434	95-82	25-18	W
11/4	@DENVER	13,312	102-99	2-1	W	1/31	VANCOUVER	16,502	101-92	26-18	W
11/5	HOUSTON	16,735	104-99	3-1	W	2/1	@PORTLAND	19,980	92-100	26-19	L
11/7	SAN ANTONIO	16,683	100-81	4-1	W	2/4	CHARLOTTE	17,065	85-82	27-19	W
11/9	ATLANTA	16,792	88-79	5-1	W	2/6	CHICAGO	17,197	97-80	28-19	W
11/11	MIAMI	18,120	84-82	6-1	W	2/7	@LA LAKERS	18,997	83-85	28-20	L
11/15	DALLAS	16,652	99-78	7-1	W	2/13	@GOLDEN STATE	13,414	93-83	29-20	W
11/17	NEW YORK	18,738	85-90	7-2	L	2/14	MINNESOTA	17,747	104-96	30-20	W
11/18	@HOUSTON	12,694	89-94	7-3	L	2/18	@PHILADELPHIA	20,781	98-104	30-21	L
11/22	NEW JERSEY	17,239	97-85	8-3	W	2/20	@ORLANDO	13,968	110-104	31-21	W
11/24	GOLDEN STATE	18,684	80-74	9-3	W	2/21	@MIAMI	16,500	100-85	32-21	W
11/25	@LA CLIPPERS	13,510	95-89*	10-3	W	2/23	@NEW YORK	19,763	88-84*	33-21	W
11/29	@VANCOUVER	12,314	106-109**	10-4	L	2/25	UTAH	18,846	90-80	34-21	W
12/1	@SACRAMENTO	17,317	98-105	10-5	L	2/28	ORLANDO	17,441	91-97	34-22	L
12/3	PORTLAND	17,621	84-79	11-5	W	3/1	@SAN ANTONIO	16,209	71-91	34-23	L
12/7	@MILWAUKEE	14,236	104-96	12-5	W	3/3	DENVER	18,889	97-82	35-23	W
12/8	@NEW JERSEY	12,543	84-86	12-6	L	3/6	@DENVER	15,763	93-82	36-23	W
12/10	@TORONTO	19,800	95-87	13-6	W	3/7	SACRAMENTO	19,023	89-100	36-24	L
12/11	@CHICAGO	20,962	86-80	14-6	W	3/9	@UTAH	19,911	95-107	36-25	L
12/13	SAN ANTONIO	17,333	103-93	15-6	W	3/11	HOUSTON	19,023	94-92	37-25	W
12/15	LA CLIPPERS	16,689	88-98	15-7	L	3/14	@PORTLAND	19,980	84-79	38-25	W
12/16	@SAN ANTONIO	30,555	82-90	15-8	L	3/15	BOSTON	18,084	101-105	38-26	L
12/19	DETROIT	16,951	84-89	15-9	L	3/17	@DALLAS	18,187	99-109	38-27	L
12/23	DENVER	18,626	102-93	16-9	W	3/20	WASHINGTON	17,245	105-91	39-27	W
12/26	@VANCOUVER	16,110	97-95	17-9	W	3/22	@SEATTLE	17,072	91-88	40-27	W
12/28	LA LAKERS	19,023	78-115	17-10	L	3/23	PHILADELPHIA	19,023	84-71	41-27	W
12/30	TORONTO	19,023	109-103	18-10	W	3/26	LA LAKERS	19,023	104-83	42-27	W
1/2	@SACRAMENTO	17,317	117-121*	18-11	L	3/28	CLEVELAND	18,312	103-94	43-27	W
1/3	LA CLIPPERS	16,592	90-85	19-11	W	3/29	@HOUSTON	12,230	90-85	44-27	W
1/5	VANCOUVER	18,359	108-76	20-11	W	4/1	MILWAUKEE	18,464	106-99	45-27	W
1/7	MINNESOTA	17,531	88-108	20-12	L	4/3	@INDIANA	17,616	81-85	45-28	L
1/11	INDIANA	17,714	93-85	21-12	W	4/4	@CHARLOTTE	15,205	103-94	46-28	W
1/13	@DALLAS	18,187	103-86	22-12	W	4/6	@MINNESOTA	18,627	88-101	46-29	L
1/14	SEATTLE	18,631	87-106	22-13	L	4/7	@CLEVELAND	18,910	102-98	47-29	W
1/17	@SEATTLE	17,072	89-80	23-13	W	4/10	@LA LAKERS	18,997	80-106	47-30	L
1/19	GOLDEN STATE	17,438	95-103	23-14	L	4/11	DALLAS	19,023	111-106	48-30	W
1/21	@UTAH	18,991	98-109	23-15	L	4/13	SEATTLE	19,023	109-100	49-30	W
1/23	@MINNESOTA	19,677	73-82	23-16	L	4/15	SACRAMENTO	19,023	88-86	50-30	W
1/24	@DETROIT	13,113	106-73	24-16	W	4/16	@LA CLIPPERS	19,347	80-100	50-31	L
1/26	@BOSTON	18,203	83-99	24-17	L	4/18	UTAH	19,023	98-93	51-31	W

*Overtime

00-01 Final Statistics

PLAYER	G	GS	MIN	3 PT				FTM-FTA	PCT	OR-DR	REB	AST	PF-DD	STL	TO	BLK	PTS-AVG
				FGM-FGA	PCT	FGM-FGA	PCT										
MARION	79	79	2857	557-1160	.480	21-82	.256	234-289	.810	220-628	848	160	211-2	132	129	108	1369-17.3
KIDD	77	76	3065	451-1097	.411	69-232	.297	328-403	.814	91-403	494	753	171-1	166	286	23	1299-16.9
ROBINSON	82	82	2751	501-1186	.422	90-249	.361	253-357	.709	105-229	334	237	258-6	87	186	82	1345-16.4
DELK	82	11	2288	383-923	.415	54-168	.321	185-235	.787	76-185	261	160	171-1	75	101	17	1005-12.3
ROGERS	82	3	2183	377-876	.430	56-189	.296	188-247	.761	94-265	359	180	269-5	97	157	47	998-12.2
HARDAWAY	4	4	112	15-36	.417	2-8	.250	7-11	.636	5-13	18	15	6-0	6	3	1	39-9.8
GUGLIOTTA	57	2	1159	149-380	.392	3-12	.250	61-77	.792	76-179	255	55	110-0	47	51	21	362-6.4
DEL NEGRO (PHX)	36	0	526	76-144	.528	0-4	.000	25-28	.893	8-43	51	64	42-0	20	19	3	177-4.9
TSAKALIDIS	57	39	947	101-215	.470	0-0	—	54-91	.593	83-159	242	19	137-1	10	66	55	256-4.5
ELIE	68	67	1506	104-246	.423	36-100	.360	55-69	.797	38-117	155	131	112-0	58	60	12	289-4.4
MCPHERSON	33	0	308	47-96	.490	0-6	.000	18-24	.750	20-28	48	16	48-0	12	23	3	112-3.4
PERRY (PHX)	43	6	460	60-129	.465	1-4	.250	16-22	.727	8-34	42	74	28-0	19	32	1	137-3.2
SANTIAGO	54	2	581	64-134	.478	0-0	—	42-61	.689	35-67	102	11	101-1	17	47	21	170-3.1
BLOUNT	30	6	387	23-47	.489	0-0	—	8-15	.533	35-50	85	8	75-2	13	18	5	54-1.8
GARCES	10	0	62	7-15	.467	0-0	—	2-8	.250	12-10	22	4	14-0	2	5	1	16-1.6
DUDLEY	53	33	613	29-73	.397	0-0	—	14-36	.389	64-119	183	18	111-1	14	26	29	72-1.4
SUNS	82		19805	2944-6757	.436	332-1054	.315	1490-1973	.755	970-2529	3499	1905	1864-20	775	1251	429	7710-94.0
OPPONENTS	82		19805	2792-6422	.435	327-937	.349	1618-2127	.761	902-2588	3490	1652	1819-14	682	1433	416	7529-91.8

Season Review 01-02

RECORD

36-46

It was a season of transition for the Suns as 20 different players dotted the roster during the season. Three in-season trades, two summer trades and a coaching change were factors in the season of flux and Phoenix missed the playoffs for the first time since 1987-88.

Prior to the season the Suns acquired **Stephon Marbury** from New Jersey in exchange for **Jason Kidd** and **John Wallace** and **Jud Buechler** from Detroit for **Clifford Robinson**. During the season the Suns added **Jake Voskuhl**, **Bo Outlaw**, **Joe Johnson**, **Milt Palacio** and **Randy Brown** through trades. On February 17 the club had a change of leadership when **Frank Johnson** took over for **Scott Skiles**.

But the flurry of activity did not stop the Suns from winning the 1,500th game in club history with a 92-83 win over San Antonio on February 24. In the process the Suns became the fourth-fastest franchise in NBA history to reach the 1,500-win mark.

In his first season with the Suns, Marbury averaged a team-best 20.4 points, the first time a Phoenix player averaged 20-plus points since 1996-97 when Kevin Johnson had 20.1 points. **Shawn Marion** added 19.1 points to give the Suns their first 19-plus point tandem since 1993-94 when Charles Barkley (21.6) and KJ (20.0) turned the trick. Marbury was also sixth in the NBA with 8.1 assists and Marion was one of two NBA players to be ranked in the top 40 in seven of the league's nine major statistical categories, including eighth with 9.9 rebounds.

The season marked the last in the 14-year NBA career of **Dan Majerle** and the Phoenix fan favorite finished his career with a made three-pointer to give him 800 for his Suns tenure and 1,360 (fifth in NBA history) over his career.

After joining the Suns on February 20 from Boston in a trade for **Rodney Rogers** and **Tony Delk**, Joe Johnson averaged 9.6 points and 4.1 rebounds in 29 games and earned ALL-NBA Rookie Second Team honors at season's end.



FRONT ROW: Assistant Strength Coach Tommy Boyer-Kendrick, Assistant Coach Al Bianchi, Assistant Coach Phil Weber, Head Coach Frank Johnson, Randy Brown, Milt Palacio, Anfernee Hardaway, Dan Majerle, Stephon Marbury, Joe Crispin, Assistant Coach Jim Boylan, Head Trainer Aaron Nelson, Equipment Manager Rich Howell.

BACK ROW: Assistant Trainer Casey Smith, Shawn Marion, Joe Johnson, Alton Ford, Jake Voskuhl, Jake Tsakalidis, Tom Gugliotta, Bo Outlaw, John Wallace, Strength Coach Robin Pound.

TIME TORISE

DATE	OPPONENT	ATTEND.	SCORE	REC.	W/L	DATE	OPPONENT	ATTEND.	SCORE	REC.	W/L
10/30	DENVER	16,421	96-99	0-1	L	1/24	@NEW YORK	19,763	91-96	21-21	L
11/1	@GOLDEN STATE	14,624	107-101	1-1	W	1/26	@WASHINGTON	20,674	102-112	21-22	L
11/2	@LA LAKERS	18,997	94-117	1-2	L	1/29	CHICAGO	13,745	91-90	22-22	W
11/4	HOUSTON	13,562	100-103	1-3	L	1/31	@PORTLAND	19,493	97-105	22-23	L
11/6	MEMPHIS	12,765	113-101	2-3	W	2/1	GOLDEN STATE	18,733	104-98	23-23	W
11/8	ATLANTA	13,206	108-80	3-3	W	2/3	@GOLDEN STATE	9,326	98-97	24-23	W
11/10	@LA CLIPPERS	17,111	102-111	3-4	L	2/6	@SEATTLE	15,124	79-90	24-24	L
11/13	@SEATTLE	10,880	92-91	4-4	W	2/12	@DETROIT	13,952	99-71	25-24	W
11/14	ORLANDO	17,393	92-93	4-5	L	2/13	@MINNESOTA	18,701	92-107	25-25	L
11/16	LA LAKERS	19,023	95-83	5-5	W	2/15	WASHINGTON	19,023	96-97	25-26	L
11/18	TORONTO	14,823	81-87	5-6	L	2/17	DALLAS	16,809	92-105	25-27	L
11/21	NEW YORK	15,740	96-72	6-6	W	2/19	SEATTLE	14,716	91-103	25-28	L
11/23	@MEMPHIS	16,308	103-89	7-6	W	2/21	@MEMPHIS	13,417	78-72	26-28	W
11/24	@DALLAS	19,869	104-119	7-7	L	2/22	@CHICAGO	18,381	83-91	26-29	L
11/26	@UTAH	17,720	111-104*	8-7	W	2/24	SAN ANTONIO	15,836	92-83	27-29	W
11/28	MILWAUKEE	15,590	104-84	9-7	W	2/26	@SAN ANTONIO	19,013	91-99	27-30	L
11/30	UTAH	15,046	98-76	10-7	W	2/28	INDIANA	16,095	107-100*	28-30	W
12/1	@PORTLAND	18,487	97-83	11-7	W	3/2	HOUSTON	15,686	97-104	28-31	L
12/3	GOLDEN STATE	13,656	110-93	12-7	W	3/5	@DALLAS	19,745	77-81	28-32	L
12/5	@NEW JERSEY	11,452	87-106	12-8	L	3/6	NEW JERSEY	16,251	89-87	29-32	W
12/7	@BOSTON	15,050	102-109*	12-9	L	3/8	MINNESOTA	16,914	81-76	30-32	W
12/9	@TORONTO	19,800	91-90	13-9	W	3/10	CHARLOTTE	15,003	82-88	30-33	L
12/12	SACRAMENTO	14,568	114-88	14-9	W	3/12	@MIAMI	15,358	78-90	30-34	L
12/14	SAN ANTONIO	16,187	93-105	14-10	L	3/13	@ORLANDO	14,771	114-119*	30-35	L
12/15	@DENVER	13,593	98-106	14-11	L	3/15	@ATLANTA	13,563	89-104	30-36	L
12/18	LA CLIPPERS	15,945	92-96	14-12	L	3/16	@CHARLOTTE	10,582	76-87	30-37	L
12/22	PORTLAND	16,234	102-90	15-12	W	3/21	DETROIT	18,299	82-95	30-38	L
12/23	@SACRAMENTO	17,317	101-133	15-13	L	3/23	@LA CLIPPERS	19,455	97-94	31-38	W
12/26	@HOUSTON	12,620	97-91	16-13	W	3/25	CLEVELAND	18,055	102-96	32-38	W
12/27	BOSTON	19,023	84-82	17-13	W	3/27	LA LAKERS	19,023	118-106	33-38	W
12/29	DENVER	17,976	109-92	18-13	W	3/29	LA CLIPPERS	18,508	94-96	33-39	L
1/2	PHILADELPHIA	18,695	81-102	18-14	L	3/30	@HOUSTON	13,448	90-88	34-39	W
1/4	@LA LAKERS	18,997	86-118	18-15	L	4/2	@CLEVELAND	13,688	96-101	34-40	L
1/5	SACRAMENTO	17,042	112-118	18-16	L	4/3	@PHILADELPHIA	20,652	83-89*	34-41	L
1/8	@UTAH	18,976	84-98	18-17	L	4/5	@INDIANA	16,419	87-97	34-42	L
1/10	MEMPHIS	14,379	96-102	18-18	L	4/6	@MINNESOTA	18,716	104-108	34-43	L
1/12	MIAMI	15,304	108-74	19-18	W	4/9	SEATTLE	16,667	99-92	35-43	W
1/13	@SACRAMENTO	17,317	100-103	19-19	L	4/11	UTAH	17,518	96-97	35-44	L
1/16	PORTLAND	13,957	99-108	19-20	L	4/13	@DENVER	16,807	94-98	35-45	L
1/18	MINNESOTA	16,860	103-100*	20-20	W	4/16	@SAN ANTONIO	30,186	71-95	35-46	L
1/22	@MILWAUKEE	17,036	92-81	21-20	W	4/17	DALLAS	19,023	89-76	36-46	W

*Overtime

01-02 Final Statistics

PLAYER	G	GS	MIN	3PT				FTM-FTA	PCT	OR-DR	REB	AST	PF-DQ	STL	TO	BLK	PTS-AVG
				FGM-FGA	PCT	FGM-FGA	PCT										
MARBURY	82	80	3187	625-1413	.442	71-248	.286	353-452	.781	75-191	266	666	186-0	77	284	13	1674-20.4
MARION	81	81	3109	654-1395	.469	48-122	.393	191-226	.845	211-592	803	162	214-0	149	144	86	1547-19.1
ROGERS	50	7	1254	249-534	.466	49-140	.350	82-99	.828	95-146	241	72	148-2	50	66	17	629-12.6
HARDAWAY	80	55	2462	389-931	.418	23-83	.277	158-195	.810	98-252	350	324	184-0	122	189	32	959-12.0
DELK	41	1	877	166-416	.399	47-147	.320	56-67	.836	38-86	124	81	60-0	31	40	4	435-10.6
JOHNSON (PHX)	29	27	913	121-288	.420	14-42	.333	21-27	.778	35-83	118	105	55-0	26	43	11	277-9.6
TSAKALIDIS	67	47	1582	190-400	.475	0-1	.000	111-159	.698	130-244	374	23	193-4	23	78	69	491-7.3
GUGLIOTTA	44	40	1129	127-301	.422	3-9	.333	28-37	.757	59-162	221	77	116-1	39	61	30	285-6.5
WALLACE	46	0	490	93-214	.435	5-13	.385	40-46	.870	27-58	85	29	60-0	11	29	9	231-5.0
VOSKUHL	59	34	900	107-193	.554	0-0	—	82-109	.752	103-147	250	18	139-1	11	48	23	296-5.0
OUTLAW (PHX)	73	36	1768	153-278	.550	1-2	.500	35-84	.417	132-203	335	122	182-1	61	85	83	342-4.7
MAJERLE	65	1	1180	99-289	.343	79-235	.336	23-39	.590	28-148	176	90	104-0	48	35	15	300-4.6
CRISPIN (PHX)	15	0	129	23-56	.411	15-35	.429	8-8	1.000	2-8	10	24	8-0	4	9	0	69-4.6
FORD	53	0	452	61-118	.517	0-0	—	42-57	.737	32-75	107	7	99-0	6	32	7	164-3.1
PALACIO (PHX)	28	1	272	30-79	.380	1-7	.143	18-23	.783	3-20	23	29	23-0	9	16	1	79-2.8
SANTIAGO	3	0	24	4-8	.500	0-0	—	0-0	—	0-7	7	2	4-0	0	2	1	8-2.7
BELL	5	0	42	3-11	.273	0-6	.000	2-2	1.000	2-2	4	2	3-0	0	5	0	8-1.6
BUECHLER	6	0	54	2-6	.333	2-6	.333	0-0	—	2-6	8	3	7-0	1	1	0	6-1.0
DEL NEGRO	2	0	6	1-4	.250	0-0	—	0-0	—	0-0	0	2	0-0	0	0	0	2-1.0
BROWN (TOT)	1	0	6	0-1	.000	0-0	—	0-0	—	0-0	0	2	1-0	0	0	1	0-0.0
SUNS	82		19830	3097-6934	.447	358-1096	.327	1250-1630	.767	1072-2430	3502	1838	1785-9	668	1205	401	7802-95.1
OPPONENTS	82		19830	2957-6663	.444	433-1208	.358	1511-2013	.751	1030-2493	3523	1821	1521-9	685	1265	475	7858-95.8

Season Review 02-03

RECORD

44-38

Only one year removed from missing the postseason, the Suns reemerged as playoff contenders by securing the eighth and final seed in the competitive Western Conference. Sparking the eight-game improvement were 2003 All-Stars **Stephon Marbury** and **Shawn Marion**, the veteran leadership of **Anfernee Hardaway** and 2002-03 "got milk?" NBA Rookie of the Year **Amar'e Stoudemire**.

The Suns weren't just content with being back on their postseason course, though. The young squad put a scare into the NBA's top team and eventual NBA Champion San Antonio Spurs by stealing two victories in their first-round series on a couple of improbable game-winning shots by Marbury (Game 1) and **Jake Voskuhl** (Game 4).

The Suns' turnaround began at the 2002 NBA Draft when Phoenix selected high school phenom Stoudemire and **Casey Jacobsen** in the first round. Stoudemire eventually became the league's youngest ROY winner in the award's history and just the third Suns player to win the honor, following Walter Davis in 1977-78 and Alvan Adams in 1975-76.

Phoenix also got two All-Star performances from its top two players, Marbury and Marion, who became the Suns' first All-Star duo since 1995 (**Charles Barkley** and **Dan Majerle**). Marbury was the only player in the NBA to be in the top 12 in points (22.3, 12th) and assists (8.1, 4th), and capped his season with his second selection to the All-NBA Third Team. Marion finished the season as the only player ranked in top 20 in points (21.2, 17th) and top 10 in rebounds (9.5, 8th) and steals (2.28, 3rd).

Phoenix was a season-best 10 games above .500 on Jan. 12 (24-14) until injuries to three of the team's five opening night starters (Hardaway, **Jake Tsakalidis**, **Tom Gugliotta**) sent the team into a midseason slump. Led by **Frank Johnson**, in his first full season as head coach, the Suns won eight of their last 12 games to clinch a playoff spot in the final week of the regular season.

The campaign was only the second in the franchise's 35 years and the first since 1970-71 that the Suns did not make a player addition/subtraction or coaching change during the season.



FRONT ROW: Assistant Coach Phil Weber, Assistant Coach Mike D'Antoni, Head Coach Frank Johnson, Stephon Marbury, Joe Johnson, Anfernee Hardaway, Shawn Marion, Casey Jacobsen, Randy Brown, Assistant Coach Marc Iavaroni, Assistant Coach Tim Grgurich, Equipment Manager Rich Howell, Assistant Video Coordinator Ron DuBois.

BACK ROW: Head Trainer Aaron Nelson, Assistant Trainer Casey Smith, Alton Ford, Bo Outlaw, Jake Voskuhl, Jake Tsakalidis, Scott Williams, Dan Langhi, Tom Gugliotta, Amar'e Stoudemire, Video Coordinator Garrick Barr, Strength Coach Robin Pound.

TIME TORISE

DATE	OPPONENT	ATTEND.	SCORE	REC.	W/L	DATE	OPPONENT	ATTEND.	SCORE	REC.	W/L
10/30	@SEATTLE	14,002	73-86	0-1	L	1/20	@NEW ORLEANS	16,034	102-114	25-17	L
11/1	CLEVELAND	16,133	78-74	1-1	W	1/22	@MIAMI	14,633	85-92	25-18	L
11/2	@DALLAS	19,783	83-97	1-2	L	1/24	@ORLANDO	14,707	110-107	26-18	W
11/3	DETROIT	13,256	82-84	1-3	L	1/26	@NEW YORK	18,859	98-106	26-19	L
11/6	ATLANTA	14,685	93-88	2-3	W	1/27	@WASHINGTON	20,173	93-98	26-20	L
11/8	PORTLAND	15,009	86-75	3-3	W	1/29	LA LAKERS	18,437	90-99	26-21	L
11/13	@DENVER	11,846	75-72	4-3	W	1/31	@LA CLIPPERS	17,875	98-92	27-21	W
11/15	HOUSTON	16,284	88-87	5-3	W	2/1	GOLDEN STATE	16,174	116-107	28-21	W
11/19	@UTAH	19,410	76-99	5-4	L	2/3	CHICAGO	14,113	115-111*	29-21	W
11/22	@SACRAMENTO	17,317	101-118	5-5	L	2/11	LA CLIPPERS	15,085	106-107	29-22	L
11/23	DENVER	15,121	79-80	5-6	L	2/14	NEW YORK	15,438	115-116	29-23	L
11/25	MILWAUKEE	12,986	86-81	6-6	W	2/16	BOSTON	16,748	102-92	30-23	W
11/27	NEW JERSEY	16,615	82-75	7-6	W	2/19	HOUSTON	17,467	89-107	30-24	L
11/29	SAN ANTONIO	17,252	94-87	8-6	W	2/21	@TORONTO	18,695	89-92	30-25	L
11/30	@GOLDEN STATE	13,322	90-100	8-7	L	2/23	@MINNESOTA	15,771	97-99	30-26	L
12/2	MIAMI	12,420	90-100*	8-8	L	2/24	@CHICAGO	17,057	87-90	30-27	L
12/4	MEMPHIS	12,939	98-85	9-8	W	2/26	@MILWAUKEE	17,213	118-112	31-27	W
12/6	INDIANA	15,073	102-96	10-8	W	3/1	NEW ORLEANS	16,133	92-97	31-28	L
12/8	@MEMPHIS	12,469	94-102	10-9	L	3/4	@SAN ANTONIO	18,797	104-97	32-28	W
12/9	@NEW JERSEY	10,248	93-106	10-10	L	3/5	PORTLAND	15,314	98-92	33-28	W
12/11	@BOSTON	13,049	103-94	11-10	W	3/9	MINNESOTA	19,023	98-105	33-29	L
12/13	@PHILADELPHIA	19,894	99-91	12-10	W	3/11	@GOLDEN STATE	16,433	98-113	33-30	L
12/14	@ATLANTA	7,851	102-88	13-10	W	3/13	SACRAMENTO	18,184	109-84	34-30	W
12/16	ORLANDO	13,112	87-84	14-10	W	3/16	@HOUSTON	15,717	75-85	34-31	L
12/17	@SACRAMENTO	17,317	86-95	14-11	L	3/17	TORONTO	15,326	95-91*	35-31	W
12/20	@LA CLIPPERS	15,970	87-76	15-11	W	3/19	UTAH	15,196	86-99	35-32	L
12/21	SACRAMENTO	18,133	110-101	16-11	W	3/21	WASHINGTON	19,023	109-83	36-32	W
12/23	SEATTLE	16,145	89-88	17-11	W	3/22	@DALLAS	20,087	95-102	36-33	L
12/27	LA CLIPPERS	15,756	108-95	18-11	W	3/24	SEATTLE	18,535	73-82	36-34	L
12/29	@CLEVELAND	9,410	103-84	19-11	W	3/26	@MEMPHIS	14,524	101-99	37-34	W
12/30	@MINNESOTA	18,347	98-104	19-12	L	3/28	@DETROIT	22,076	94-91	38-34	W
1/2	PHILADELPHIA	17,557	96-78	20-12	W	3/30	@INDIANA	15,258	81-92	38-35	L
1/4	LA LAKERS	19,023	107-93	21-12	W	4/1	DENVER	17,124	95-65	39-35	W
1/5	@LA LAKERS	18,642	97-109	21-13	L	4/5	MINNESOTA	18,413	111-94	40-35	W
1/7	@PORTLAND	18,669	88-81	22-13	W	4/6	@LA LAKERS	18,997	113-115*	40-36	L
1/8	@UTAH	19,820	93-99	22-14	L	4/8	@DENVER	13,873	98-78	41-36	W
1/10	MEMPHIS	15,005	99-93	23-14	W	4/9	DALLAS	17,136	112-89	42-36	W
1/12	UTAH	15,348	107-99	24-14	W	4/11	GOLDEN STATE	17,792	117-101	43-36	W
1/14	@SAN ANTONIO	17,101	100-108*	24-15	L	4/13	SAN ANTONIO	19,023	92-85	44-36	W
1/15	@HOUSTON	10,171	96-102	24-16	L	4/15	@PORTLAND	20,580	102-120	44-37	L
1/17	DALLAS	19,023	111-106	25-16	W	4/16	@SEATTLE	17,072	70-84	44-38	L

*Overtime

02-03 Final Statistics

PLAYER	G	GS	MIN	3 PT						REBOUNDS						PF-DQ	STL	TO	BLK	PTS-AVG
				FGM-FGA	PCT	FTM-FTA	PCT	OR-DR	TOT	AST										
MARBURY	81	81	3240	671-1530	.439	89-296	.301	375-467	.803	53-210	263	654	200-1	108	263	20	1806-22.3			
MARION	81	81	3373	662-1466	.452	141-364	.387	251-295	.851	199-574	773	198	208-0	185	157	95	1716-21.4			
STOUDEMIRE	82	71	2570	392-830	.472	2	100	320-484	.661	250-471	721	78	269-3	62	189	87	1106-13.5			
HARDAWAY	58	51	1777	256-573	.447	26-73	.356	77-97	.794	66-192	258	235	150-1	66	145	26	615-10.6			
JOHNSON	82	34	2255	316-796	.397	75-205	.366	96-124	.774	57-207	264	210	143-0	62	108	19	803-9.8			
JACOBSEN	72	0	1147	122-327	.373	52-165	.315	72-105	.686	29-54	83	73	90-0	35	55	6	368-5.1			
TSAKALIDIS	33	27	543	61-135	.452	0-0	—	39-58	.672	45-77	122	13	80-1	6	26	17	161-4.9			
GUGLIOTTA	27	11	447	60-132	.455	0-1	.000	9-9	1.000	25-75	100	31	35-0	14	31	5	129-4.8			
OUTLAW	80	20	1800	153-278	.550	0-2	.000	72-116	.621	134-234	368	112	194-1	50	76	71	378-4.7			
WILLIAMS	69	33	872	120-292	.411	0-2	.000	33-42	.786	72-121	193	22	159-2	27	32	21	273-4.0			
VOSKUHL	65	1	947	92-163	.564	0-0	—	64-96	.667	97-128	225	36	172-0	18	48	29	248-3.8			
LANGHI	60	0	541	81-202	.401	9-31	.290	12-20	.600	19-68	87	21	58-0	15	16	6	183-3.1			
BROWN	32	0	262	16-43	.372	0-0	—	9-12	.750	3-23	26	35	36-0	17	17	2	41-1.3			
FORD	11	0	31	3-9	.333	0-0	—	1-3	.333	0-6	6	1	7-0	2	2	0	7-0.6			
SUNS	82		19805	3005-6776	.443	394-1149	.343	1430-1928	.742	1049-2440	3489	1719	1801-9	665	1208	404	7834-95.5			
OPPONENTS	82		19805	2913-6658	.438	436-1361	.320	1479-1932	.766	1031-2487	3518	1824	1763-20	639	1309	453	7741-94.4			

Season Review 03-04

RECORD
29-53

From the roster to the coaching staff to the arena they play in, 2003-04 became a season of change and adjustment for the Phoenix Suns.

The season began with high hopes, but after struggling through the first six weeks, the Suns opted for a coaching change. **Mike D'Antoni** was named the club's 12th head coach in team history on Dec. 10, replacing **Frank Johnson**. Less than one month later on Jan. 5, Phoenix pulled off a major deal that sent **Stephon Marbury**, **Anfernee Hardaway** and **Cezary Trybanski** to New York for **Antonio McDyess**, **Howard Easley**, **Maciej Lampe**, **Charlie Ward**, the draft rights to **Milos Vujanic**, two first-round picks and cash.

Even though the team finished 29-53 and missed the playoffs, the deal offered salary cap flexibility and transformed the club into the youngest team in the NBA, and put the franchise in excellent position to improve via free agency in the offseason.

One player who clearly benefited from the trade was **Joe Johnson**, who took advantage of increased playing time, and averaged nearly 20 points, five rebounds and five assists in the final 48 games. After a slow start, **Amar'e Stoudemire** led the Suns in scoring with 20.6 points, but played in only 55 games due to a left ankle, big toe injury.

Suns Chairman and CEO **Jerry Colangelo** was elected to the Naismith Memorial Basketball Hall of Fame in Springfield, Mass. on April 5, joining former Suns player **Connie Hawkins** as a recipient of the sport's highest honor. Shortly after the season ended, Arizona native **Robert Sarver** led an investment group that purchased the club for an NBA record \$401 million on June 30.



FRONT ROW: Video Coordinator Danny Aning, Assistant Coach/NBA Scout Todd Quinter, Assistant Coach Marc Iavaroni, Assistant Coach Tim Grgurich, Howard Easley, Donnell Harvey, Joe Johnson, Casey Jacobsen, Leandro Barbosa, Head Coach Mike D'Antoni, Assistant Coach Phil Weber, Athletic Trainer Aaron Nelson, Equipment Manager Rich Howell.

BACK ROW: Assistant Athletic Trainer Mike Elliott, Strength Coach/Assistant Trainer Casey Smith, Amar'e Stoudemire, Antonio McDyess, Zarko Cabarkapa, Jake Voskuhl, Maciej Lampe, Jahidi White, Shawn Marion, Assistant Video Coordinator Noel Gillespie, Assistant Equipment Manager Jay Gaspar.

TIME TORISE

DATE	OPPONENT	ATTEND.	SCORE	REC.	W/L	DATE	OPPONENT	ATTEND.	SCORE	REC.	W/L
10/28	@SAN ANTONIO	18,797	82-83	0-1	L	1/19	@L.A. LAKERS	18,312	88-85	16-26	W
10/30	CLEVELAND	18,422	95-86	1-1	W	1/21	@DENVER	15,652	92-97	16-27	L
11/1	L.A. LAKERS	18,422	99-103	1-2	L	1/23	SAN ANTONIO	17,799	84-86	16-28	L
11/5	@UTAH	18,852	80-91	1-3	L	1/25	@MINNESOTA	16,002	95-99	16-29	L
11/7	MEMPHIS	16,485	96-88	2-3	W	1/27	@ATLANTA	11,179	89-85	17-29	W
11/10	@GOLDEN STATE	13,278	99-96	3-3	W	1/28	@INDIANA	16,111	79-101	17-30	L
11/12	ATLANTA	15,703	94-99	3-4	L	1/30	@WASHINGTON	14,125	100-105	17-31	L
11/14	@HOUSTON	18,134	85-90	3-5	L	1/31	@NEW YORK	19,763	105-110	17-32	L
11/15	DETROIT	15,681	91-100	3-6	L	2/2	HOUSTON	16,446	99-79	18-32	W
11/18	CHICAGO	14,263	95-82	4-6	W	2/4	PORTLAND	14,121	97-101	18-33	L
11/20	ORLANDO	15,203	96-89	5-6	W	2/6	SEATTLE	16,486	105-107	18-34	L
11/22	MIAMI	16,379	100-98	6-6	W	2/7	UTAH	15,792	92-96	18-35	L
11/25	@DENVER	12,003	80-111	6-7	L	2/10	TORONTO	14,138	94-101	18-36	L
11/26	DALLAS	17,205	121-90	7-7	W	2/11	@GOLDEN STATE	14,587	99-110	18-37	L
11/28	GOLDEN STATE	15,826	83-92	7-8	L	2/17	@MINNESOTA	16,181	95-110	18-38	L
12/1	INDIANA	14,398	82-89	7-9	L	2/20	@MEMPHIS	15,710	92-97	18-39	L
12/3	MINNESOTA	16,508	79-92	7-10	L	2/22	L.A. LAKERS	18,422	92-104	18-40	L
12/5	@BOSTON	15,116	110-106	8-10	W	2/25	NEW YORK	17,769	113-95	19-40	W
12/6	@NEW JERSEY	14,639	88-99	8-11	L	2/27	@SEATTLE	15,224	104-99	20-40	W
12/8	@ORLANDO	12,584	98-105	8-12	L	2/29	@SACRAMENTO	17,317	94-108	20-41	L
12/9	@MIAMI	14,568	72-92	8-13	L	3/3	NEW JERSEY	17,332	87-74	21-41	W
12/11	NEW ORLEANS	17,173	101-111	8-14	L	3/6	SAN ANTONIO	16,039	86-107	21-42	L
12/13	@L.A. CLIPPERS	14,874	91-106	8-15	L	3/8	@DALLAS	20,357	90-103	21-43	L
12/14	@SACRAMENTO	17,317	102-107	8-16	L	3/12	UTAH	14,790	90-99	21-44	L
12/16	SEATTLE	15,063	92-91*	9-16	W	3/13	DALLAS	16,705	90-113	21-45	L
12/18	@PORTLAND	16,576	94-101	9-17	L	3/15	@HOUSTON	16,328	99-97*	22-45	W
12/20	HOUSTON	15,302	102-87	10-17	W	3/16	L.A. CLIPPERS	15,539	98-110	22-46	L
12/21	@L.A. LAKERS	18,897	101-107	10-18	L	3/19	MINNESOTA	18,422	80-93	22-47	L
12/23	@SEATTLE	14,527	90-116	10-19	L	3/20	MILWAUKEE	18,422	123-111	23-47	W
12/26	BOSTON	17,034	102-104	10-20	L	3/23	@CLEVELAND	19,024	103-86	24-47	W
12/28	PHILADELPHIA	17,259	100-92	11-20	W	3/24	@PHILADELPHIA	17,947	94-99	24-48	L
12/29	@L.A. CLIPPERS	13,405	113-105	12-20	W	3/26	@NEW ORLEANS	13,108	99-94	25-48	W
1/2	@DETROIT	22,076	81-93	12-21	L	3/27	@SAN ANTONIO	18,797	76-105	25-49	L
1/4	@TORONTO	19,029	73-83	12-22	L	3/29	WASHINGTON	15,124	101-95	26-49	W
1/5	@CHICAGO	16,720	82-87	12-23	L	4/2	@MEMPHIS	19,351	99-109	26-50	L
1/7	@MILWAUKEE	14,009	87-95	12-24	L	4/3	@DALLAS	20,348	103-124	26-51	L
1/9	SACRAMENTO	16,848	93-113	12-25	L	4/7	DENVER	16,797	96-111	26-52	L
1/13	DENVER	15,910	92-105	12-26	L	4/9	SACRAMENTO	18,422	101-96	27-52	W
1/15	@PORTLAND	14,202	105-96	13-26	W	4/11	MEMPHIS	15,216	89-83	28-52	W
1/16	GOLDEN STATE	14,921	104-93	14-26	W	4/13	L.A. CLIPPERS	17,108	96-98	28-53	L
1/18	PORTLAND	15,131	96-92	15-26	W	4/14	@UTAH	19,911	89-84	29-53	W

*Overtime

03-04 Final Statistics

PLAYER	3 PT										REBOUNDS							TO	BLK	PTS-AVG
	G	GS	MIN	FGM-FGA	PCT	FGM-FGA	PCT	FTM-FTA	PCT	OR-DR	TOT	AST	PF-DQ	STL						
MARBURY	34	34	1415	262-606	.432	37-118	.314	147-185	.795	19-98	117	281	74-0	64	97	5	708-20.8			
STOUDMIRE	55	53	2025	411-865	.475	1-5	.200	310-435	.713	157-339	496	78	188-5	64	177	89	1133-20.6			
MARION	79	79	3217	590-1341	.440	90-265	.340	228-268	.851	212-525	737	214	203-1	167	156	104	1498-19.0			
JOHNSON	82	77	3331	555-1291	.430	83-272	.305	174-232	.750	80-305	385	362	177-1	93	199	26	1367-16.7			
HARDAWAY	34	10	876	120-271	.443	14-35	.400	42-49	.857	27-71	98	97	65-1	28	42	8	296-8.7			
BARBOSA	70	46	1500	210-470	.447	83-210	.395	47-61	.770	23-100	123	165	184-6	93	120	7	550-7.9			
WILLIAMS	16	10	267	53-101	.525	2-2	1.000	9-13	.692	23-49	72	6	45-0	15	6	7	117-7.3			
MCDYESS (PHX)	24	14	506	61-126	.484	0-0	—	16-31	.516	39-99	138	16	71-5	25	30	13	138-5.8			
EISLEY (PHX)	34	0	727	86-249	.345	24-78	.308	44-53	.830	13-50	63	117	52-0	26	48	2	240-7.1			
VOSKUHLL	66	43	1606	152-300	.507	0-0	—	134-181	.740	123-220	343	57	258-8	42	77	25	438-6.6			
JACOBSEN	78	13	1828	150-360	.417	75-180	.417	91-111	.820	42-159	201	98	144-0	48	68	9	466-6.0			
LAMPE	21	0	224	43-88	.489	0-4	.000	10-13	.769	9-35	44	9	28-0	3	15	3	96-4.6			
WHITE (PHX)	61	17	861	99-189	.524	0-0	—	63-126	.500	97-164	261	7	176-4	25	65	50	261-4.3			
CABARKAPA	49	4	570	81-197	.411	6-32	.188	35-53	.660	26-73	99	40	75-0	10	54	13	203-4.1			
HARVEY (PHX)	36	7	438	53-112	.473	0-0	—	35-44	.795	19-73	92	13	85-0	14	23	16	141-3.9			
GUGLIOTTA	30	3	304	31-99	.313	0-1	.000	6-8	.750	15-41	56	21	34-0	14	20	4	68-2.3			
ARCHIBALD	1	0	6	0-1	.000	0-0	—	1-2	.500	0-1	1	1	1-0	0	1	0	1-1.0			
KNIGHT	3	0	19	1-3	.333	0-0	—	0-0	—	0-3	3	4	1-0	3	3	1	2-0.7			
TRYBANSKI	4	0	10	0-2	.000	0-0	—	0-0	—	0-1	1	0	1-0	0	2	1	0-0.0			
SUNS	82	19730	2958-6671	.443	415-1202	.345	1392-1865	.746	924-2406	3330	1586	1862-31	734	1249	383	7723-94.2				
OPPONENTS	82	19730	2975-6671	.446	479-1374	.349	1601-2093	.765	1038-2550	3588	1760	1589-3	649	1304	431	8030-97.9				

Season Review 04-05

RECORD

62-20

The Phoenix Suns posted one of the most remarkable turnarounds in NBA history under the direction of new majority owner **Robert Sarver** and became only the second team in NBA history (1979-80 Boston Celtics) to post a 60-win season following a 50-loss season. Prior to the start of the season, few could have predicted what would ensue... best record in the NBA, the third-greatest turnaround in league history, a franchise-record tying 62 regular season victories, including a remarkable 31-10 road record, the team's first trip to the Western Conference Finals since 1993, and NBA MVP (**Steve Nash**), Coach of the Year (**Mike D'Antoni**) and Executive of the Year (**Bryan Colangelo**) individual honors.

Aided by the offseason signings of Nash and **Quentin Richardson**, the Suns jumped out to a 31-4 start and never looked back. The two teamed with **Amar'e Stoudemire**, **Shawn Marion** and **Joe Johnson** to form one of the most explosive starting fives in the NBA in recent memory. The club's high-octane offense posted the league's highest scoring average in a decade (110.4) and broke the NBA record for most three-pointers made in a single season (796).

The surprising Suns were well represented at the 2005 All-Star Weekend in Denver with the entire starting five in attendance, including the outstanding trio of Nash, Stoudemire and Marion in the main event. Nash was the catalyst for the Suns' 33-game improvement and was rewarded by becoming only the second Suns player (**Charles Barkley**, 1992-93) to be named NBA MVP after averaging 15.5 points and a career-high 11.5 assists. In only his third NBA season, Stoudemire averaged a team-high 26.0 points, trailing only **Tom Chambers'** franchise-best 27.2 scoring average set in 1989-90. Marion, who averaged 19.4 points and a career-high 11.3 rebounds, became only the second player ever (David Robinson, 1991-92) to rank in the top five in the league in rebounding and steals.

After locking up home-court advantage throughout the playoffs, the top-seeded Suns earned their first sweep ever in a best-of-seven series by ousting the Memphis Grizzlies in the first round. Then despite losing Johnson to a devastating orbital bone fracture that sidelined him for the remainder of the Western Conference Semifinals in Game 2, the Suns bounced back in spectacular fashion to knock off the Dallas Mavericks in a thrilling six-game series. The eventual NBA Champion San Antonio Spurs knocked off the Suns 4-1 in the Western Conference Finals.



FRONT ROW: Assistant Athletic Trainer Mike Elliott, Strength Coach/Assistant Trainer Erik Phillips, Athletic Trainer Aaron Nelson, Head Coach Mike D'Antoni, Steve Nash, Joe Johnson, Shawn Marion, Quentin Richardson, Jim Jackson, Leandro Barbosa, Assistant Coach Phil Weber, Equipment Manager Rich Howell, Assistant Equipment Manager Jay Gaspar.

BACK ROW: Assistant Coach/NBA Scout Todd Quinter, Assistant Coach Marc Iavaroni, Bo Outlaw, Walter McCarty, Jake Voskuhl, Steven Hunter, Paul Shirley, Amar'e Stoudemire, Assistant Coach Alvin Gentry, Video Coordinator Noel Gillespie.

TIME TORISE

DATE	OPPONENT	ATTEND.	SCORE	REC.	W/L	DATE	OPPONENT	ATTEND.	SCORE	REC.	W/L
11/3	ATLANTA	18,422	112-82	1-0	W	1/23	NEW JERSEY	18,139	113-105	32-10	W
11/5	@PHILADELPHIA	19,385	108-98	2-0	W	1/25	@NEW YORK	13,680	133-118	33-10	W
11/6	@NEW JERSEY	13,254	112-80	3-0	W	1/26	@MILWAUKEE	13,847	121-115	34-10	W
11/9	@CHICAGO	17,595	94-74	4-0	W	1/28	@BOSTON	17,109	128-119	35-10	W
11/10	@CLEVELAND	15,190	109-114*	4-1	L	1/30	@TORONTO	19,800	123-105	36-10	W
11/13	SACRAMENTO	18,422	111-113	4-2	L	2/1	@MEMPHIS	16,637	97-108	36-11	L
11/16	@DALLAS	20,238	107-101	5-2	W	2/2	@MINNESOTA	17,179	108-79	37-11	W
11/17	@NEW ORLEANS	11,359	95-84	6-2	W	2/5	NEW YORK	18,422	114-106	38-11	W
11/19	L.A. LAKERS	18,422	107-102	7-2	W	2/8	@SACRAMENTO	17,317	125-123	39-11	W
11/21	@L.A. CLIPPERS	17,077	122-111	8-2	W	2/11	SEATTLE	18,422	105-113	39-12	L
11/22	CHICAGO	15,285	100-82	9-2	W	2/13	@GOLDEN STATE	16,544	106-102*	40-12	W
11/24	MILWAUKEE	15,088	111-104	10-2	W	2/14	UTAH	18,422	136-128	41-12	W
11/26	NEW ORLEANS	17,986	95-86	11-2	W	2/17	DALLAS	18,422	113-119	41-13	L
11/30	@UTAH	17,336	115-102	12-2	W	2/23	L.A. CLIPPERS	18,221	118-101	42-13	W
12/1	CLEVELAND	14,795	120-101	13-2	W	2/26	@DALLAS	20,435	124-123	43-13	W
12/3	MINNESOTA	16,915	93-97	13-3	L	2/27	BOSTON	18,422	113-120*	43-14	L
12/5	@PORTLAND	16,128	121-99	14-3	W	3/3	DETROIT	18,422	100-97	44-14	W
12/7	GOLDEN STATE	14,272	118-104	15-3	W	3/5	PORTLAND	18,422	129-116	45-14	W
12/8	@L.A. LAKERS	18,997	113-110	16-3	W	3/6	@SEATTLE	17,072	110-99	46-14	W
12/10	CHARLOTTE	17,105	115-106	17-3	W	3/9	SAN ANTONIO	18,422	107-101	47-14	W
12/13	ORLANDO	14,228	121-100	18-3	W	3/11	HOUSTON	18,422	107-127	47-15	L
12/15	UTAH	14,908	108-86	19-3	W	3/13	@DENVER	19,556	106-101	48-15	W
12/17	@SEATTLE	17,072	112-110	20-3	W	3/18	GOLDEN STATE	18,422	100-110	48-16	L
12/18	WASHINGTON	16,948	110-96	21-3	W	3/20	@MEMPHIS	18,119	97-91	49-16	W
12/20	@DENVER	19,609	107-105	22-3	W	3/22	@ATLANTA	14,521	105-94	50-16	W
12/23	MEMPHIS	17,422	109-102	23-3	W	3/23	@CHARLOTTE	11,664	120-105	51-16	W
12/26	TORONTO	18,422	106-94	24-3	W	3/25	@MIAMI	20,278	115-125	51-17	L
12/28	@SAN ANTONIO	18,797	94-115	24-4	L	3/26	@ORLANDO	17,283	118-116	52-17	W
12/29	@NEW ORLEANS	16,905	107-96	25-4	W	3/28	DENVER	18,422	123-114	53-17	W
1/2	PORTLAND	18,166	117-98	26-4	W	3/30	PHILADELPHIA	18,422	116-87	54-17	W
1/4	@MINNESOTA	18,132	122-115	27-4	W	4/1	MINNESOTA	18,422	107-98	55-17	W
1/5	@HOUSTON	15,258	108-98	28-4	W	4/3	@HOUSTON	18,203	91-78	56-17	W
1/8	@L.A. CLIPPERS	17,664	108-91	29-4	W	4/5	L.A. LAKERS	18,422	125-99	57-17	W
1/9	INDIANA	18,422	124-89	30-4	W	4/8	@GOLDEN STATE	20,043	119-127	57-18	L
1/11	MIAMI	18,422	122-107	31-4	W	4/9	HOUSTON	18,422	97-98	57-19	L
1/12	@UTAH	19,209	108-115	31-5	L	4/11	@L.A. LAKERS	18,997	108-97	58-19	W
1/14	@INDIANA	18,345	83-101	31-6	L	4/12	NEW ORLEANS	17,616	99-85	59-19	W
1/15	@WASHINGTON	20,173	103-108	31-7	L	4/15	L.A. CLIPPERS	18,422	98-91	60-19	W
1/17	@DETROIT	22,076	80-94	31-8	L	4/16	SACRAMENTO	18,422	116-98	61-19	W
1/19	MEMPHIS	18,422	79-88	31-9	L	4/18	DENVER	18,422	128-114	62-19	W
1/21	SAN ANTONIO	18,422	123-128*	31-10	L	4/20	@SACRAMENTO	17,317	107-132	62-20	L

*Overtime

04-05 Final Statistics

PLAYER	G	GS	MIN	3PT			REBOUNDS							TO	BLK	PTS-AVG	
				FGM-FGA	PCT	PCT	FTM-FTA	PCT	OR-DR	TOT	AST	PF-DQ	STL				
STOUDÉMIRE	80	80	2889	747-1336	.559	3-16	.188	583-795	.733	219-494	713	131	278-5	77	189	130	2080-26.0
MARION	81	81	3146	613-1289	.476	114-341	.334	229-275	.833	235-680	915	154	199-0	163	125	119	1569-19.4
JOHNSON	82	82	3240	544-1179	.461	177-370	.478	135-180	.750	120-302	422	291	167-0	79	148	24	1400-17.1
NASH	75	75	2573	430-857	.502	94-218	.431	211-238	.887	57-192	249	861	136-0	74	245	6	1165-15.5
RICHARDSON	79	78	2839	407-1045	.389	226-631	.358	136-184	.739	91-388	479	158	197-4	96	102	27	1176-14.9
JACKSON (TOT)	64	27	1987	248-582	.426	122-295	.414	54-58	.931	33-236	269	183	153-1	35	115	5	672-10.5
JACKSON (PHO)	40	3	997	130-299	.435	68-148	.459	24-25	.960	23-131	154	97	86-0	12	59	4	352-8.8
BARBOSA	63	6	1087	168-354	.475	51-139	.367	55-69	.797	32-98	130	126	127-0	30	87	7	442-7.0
JACOBSEN	40	0	768	65-157	.414	34-89	.382	48-62	.774	17-50	67	37	56-0	11	27	1	212-5.3
HUNTER	76	3	1046	135-220	.614	0-1	.000	78-163	.479	88-129	227	13	131-1	4	44	102	348-4.6
MCCARTY (TOT)	72	0	906	95-235	.404	55-155	.355	15-29	.517	29-109	138	37	144-1	25	36	15	260-3.6
MCCARTY (PHO)	28	0	353	33-85	.388	25-65	.385	7-14	.500	8-53	61	11	59-1	10	19	6	98-3.5
CABARKAPA	3	0	11	4-7	.571	0-0	—	1-1	1.000	2-1	3	0	0-0	0	0	0	9-3.0
PARKER (TOT)	16	1	144	18-43	.419	3-13	.231	9-13	.692	4-8	12	15	16-0	5	19	0	48-3
PARKER (PHO)	5	0	34	7-15	.467	1-4	.250	0-0	—	2-1	3	4	3-0	2	9	0	15-3.0
LAMPE	16	0	119	17-49	.347	2-3	.667	8-12	.667	9-23	32	1	20-0	1	10	2	44-2.8
VOSKUHL	38	1	360	27-59	.458	0-0	—	26-38	.684	30-62	92	17	60-0	4	20	11	80-2.1
TABUSE	4	0	17	1-6	.167	1-1	1.000	4-4	1.000	2-2	4	3	1-0	0	1	0	7-1.8
VROMAN	10	1	57	6-16	.375	0-0	—	4-7	.571	5-8	13	7	11-0	3	7	2	16-1.6
SHIRLEY	9	0	30	5-11	.455	0-0	—	2-4	.500	1-1	2	3	3-0	0	1	0	12-1.3
OUTLAW	39	0	214	12-34	.353	0-0	—	5-9	.556	16-37	53	13	29-0	6	8	12	29-0.7
SUNS	82		19780	3351-7018	.477	796-2026	.393	1556-2080	.748	967-2652	3619	1927	1563-11	572	1125	453	9054-110.4
OPPONENTS	82		19780	3328-7485	.445	494-1476	.335	1320-1775	.744	1233-2550	3783	1741	1750-13	627	1131	342	8470-103.3

Season Review 05-06

RECORD

54-28

A resilient and determined Phoenix Suns team advanced to the Western Conference Finals for the second year in a row after overcoming numerous obstacles.

An unfortunate preseason knee injury to All-Star **Amar'e Stoudemire** and an overhauled roster had critics dismissing the Suns as a playoff contender, but the run-and-gun Suns won their second consecutive Pacific Division title for the first time in franchise history. Despite returning only three active players from the 2004-05 roster (**Steve Nash**, **Shawn Marion**, **Leandro Barbosa**) and the loss of the NBA's fifth-leading scorer (Stoudemire), Phoenix became the first team in NBA history to lead the league in scoring (108.4), field goal percentage (.479), three-point field goal percentage (.399) and free-throw percentage (.806).

Nash directed an explosive offense that featured seven players who recorded career years in scoring. For his efforts, Nash was awarded his second consecutive NBA MVP award after posting career highs in scoring (18.8), rebounds (4.2), field goal percentage (.512), free throw percentage (franchise-record .921) and minutes played (35.4). Equally impressive was teammate Marion, who enjoyed a career year, posting career highs in scoring (21.8), rebounds (11.8), blocks (1.69), double-doubles (60) and field goal percentage (.525). Perhaps, the biggest surprise was the emergence of newcomer **Boris Diaw**, who came to Phoenix from Atlanta in the Joe Johnson sign-and-trade deal, and became the second player (**Kevin Johnson**, 1988-89) in franchise history to be named the NBA's Most Improved Player after averaging 13.3 points, 6.9 rebounds and 6.2 assists.

After locking up the No. 2 seed in the Western Conference playoffs, the Suns became only the eighth team in NBA history to wipe out a 3-1 deficit and defeat the L.A. Lakers in the first round. In yet another grueling seven-game series, Phoenix ousted the L.A. Clippers in the conference semifinals and took a stunning 1-0 lead in the Western Conference Finals with a 121-118 road win in Dallas on May 24. Unfortunately, the win came at a cost. Starting guard **Raja Bell** suffered a left calf strain late in the game that hampered the team's inspirational leader the rest of the series as the pesky Suns finally bowed out in six games.

On Jan. 6, 2006, America West Arena, the Suns home since 1992-93, was officially renamed the US Airways Center.



FRONT ROW: Video Coordinator Noel Gillespie, Assistant Video Coordinator Jason March, Assistant Athletic Trainer Mike Elliott, Strength Coach/Assistant Trainer Erik Phillips, Athletic Trainer Aaron Nelson, Equipment Managers Jay Gaspar and Rich Howell.
MIDDLE ROW: Assistant Coach Phil Weber, Head Coach Mike D'Antoni, Eddie House, Leandro Barbosa, Raja Bell, Shawn Marion, Dijon Thompson, Steve Nash, Andre Barrett, Assistant Coach Alvin Gentry, Assistant Coach Marc Iavaroni, Assistant Coach Dan D'Antoni.
BACK ROW: James Jones, Boris Diaw, Pat Burke, Nikoloz Tskitishvili, Amar'e Stoudemire, Kurt Thomas, Brian Grant, Tim Thomas.

TIME TORISE

DATE	OPPONENT	ATTEND.	SCORE	REC.	W/L	DATE	OPPONENT	ATTEND.	SCORE	REC.	W/L
11/1	DALLAS	17,961	108-111**	0-1	L	1/26	@MIAMI	20,025	107-98	27-15	W
11/3	@L.A. LAKERS	18,997	122-112	1-1	W	1/27	@ATLANTA	13,557	110-106	28-15	W
11/5	@UTAH	18,609	97-88	2-1	W	1/29	@CLEVELAND	20,562	106-113	28-16	L
11/6	SACRAMENTO	17,298	117-118	2-2	L	1/31	@PHILADELPHIA	15,732	123-99	29-16	W
11/10	DETROIT	17,663	104-111	2-3	L	2/1	@BOSTON	15,019	102-94	30-16	W
11/12	GOLDEN STATE	16,562	101-86	3-3	W	2/4	CHICAGO	18,422	118-101	31-16	W
11/16	MEMPHIS	15,808	103-115	3-4	L	2/6	MINNESOTA	17,912	101-103	31-17	L
11/18	UTAH	16,332	102-94	4-4	W	2/8	MEMPHIS	17,801	108-102	32-17	W
11/19	@SAN ANTONIO	18,797	91-97	4-5	L	2/10	SACRAMENTO	18,422	112-104	33-17	W
11/22	TORONTO	16,259	90-82	5-5	W	2/15	@DENVER	18,182	116-101	34-17	W
11/23	@HOUSTON	18,059	100-88	6-5	W	2/16	HOUSTON	18,327	109-75	35-17	W
11/25	NEW JERSEY	18,068	92-81	7-5	W	2/22	BOSTON	18,422	103-94	36-17	W
11/30	INDIANA	16,674	109-91	8-5	W	2/25	CHARLOTTE	18,422	136-121	37-17	W
12/2	DENVER	17,852	102-97	9-5	W	2/27	@HOUSTON	13,521	111-94	38-17	W
12/4	ATLANTA	16,992	112-94	10-5	W	3/1	MILWAUKEE	17,701	123-110	39-17	W
12/6	PORTLAND	15,102	130-85	11-5	W	3/3	ORLANDO	18,422	123-118	40-17	W
12/7	@GOLDEN STATE	17,389	118-110	12-5	W	3/5	@DALLAS	20,340	115-107	41-17	W
12/9	NEW YORK	18,207	85-81	13-5	W	3/6	@N.O./OKLA. CITY	19,207	101-88	42-17	W
12/10	@L.A. CLIPPERS	17,033	91-101	13-6	L	3/9	SAN ANTONIO	18,422	93-117	42-18	L
12/12	N.O./OKLA. CITY	15,547	87-91	13-7	L	3/11	MINNESOTA	18,422	110-102	43-18	W
12/14	@DALLAS	19,731	96-102	13-8	L	3/12	@PORTLAND	18,896	101-111	43-19	L
12/16	@N.O./OKLA. CITY	7,302	101-88	14-8	W	3/14	@SEATTLE	16,841	129-120	44-19	W
12/17	@MEMPHIS	16,375	87-91	14-9	L	3/15	L.A. CLIPPERS	18,422	126-95	45-19	W
12/20	SEATTLE	17,590	111-83	15-9	W	3/17	@SAN ANTONIO	18,797	102-108	45-20	L
12/23	WASHINGTON	18,265	111-112	15-10	L	3/21	@UTAH	18,948	99-107	45-21	L
12/26	@MINNESOTA	17,197	103-89	16-10	W	3/23	PORTLAND	18,422	125-108	46-21	W
12/28	@WASHINGTON	16,424	104-99	17-10	W	3/25	DENVER	18,422	107-96	47-21	W
12/30	@CHARLOTTE	18,201	110-100	18-10	W	3/27	@NEW JERSEY	18,467	72-110	47-22	L
12/31	@CHICAGO	22,165	107-98*	19-10	W	3/28	@MILWAUKEE	15,573	110-132	47-23	L
1/2	@NEW YORK	19,763	133-140****	19-11	L	3/30	@INDIANA	18,345	114-104	48-23	W
1/4	PHILADELPHIA	18,301	105-85	20-11	W	3/31	@TORONTO	19,800	140-126	49-23	W
1/6	MIAMI	18,422	111-93	21-11	W	4/2	@DETROIT	22,076	102-109	49-24	L
1/7	SAN ANTONIO	18,422	91-86	22-11	W	4/5	L.A. CLIPPERS	18,422	105-119	49-25	L
1/10	@DENVER	14,492	137-139***	22-12	L	4/7	L.A. LAKERS	18,422	107-96	50-25	W
1/12	GOLDEN STATE	18,037	112-99	23-12	W	4/9	@SEATTLE	16,861	114-116	50-26	L
1/14	CLEVELAND	18,422	115-106	24-12	W	4/11	@SACRAMENTO	17,317	123-110	51-26	W
1/17	@SACRAMENTO	17,317	90-119	24-13	L	4/13	DALLAS	18,422	117-104	52-26	W
1/18	@L.A. CLIPPERS	16,888	112-102	25-13	W	4/14	@GOLDEN STATE	18,618	102-110	52-27	L
1/20	L.A. LAKERS	18,422	106-93	26-13	W	4/16	@L.A. LAKERS	18,997	89-109	52-28	L
1/22	SEATTLE	18,294	149-152**	26-14	L	4/17	N.O./OKLA. CITY	18,422	115-78	53-28	W
1/24	@ORLANDO	15,791	102-111	26-15	L	4/19	@PORTLAND	19,272	106-96	54-28	W

*Overtime

05-06 Final Statistics

PLAYER	G	GS	MIN	3 PT						REBOUNDS						PF-DQ	STL	TO	BLK	PTS-AVG
				FGM-FGA	PCT	FGM-FGA	PCT	FTM-FTA	PCT	OR-DR	TOT	AST								
MARION	81	81	3263	716-1365	.525	96-290	.331	241-298	.809	249-710	959	143	223-2	160	125	137	1769-21.8			
NASH	79	79	2796	541-1056	.512	150-342	.439	257-279	.921	47-286	333	826	120-1	61	276	12	1489-18.8			
BELL	79	79	2959	425-930	.457	197-446	.442	115-146	.788	44-209	253	207	248-5	76	89	22	1162-14.7			
DIAW	81	70	2874	449-853	.526	8-30	.267	174-238	.731	159-399	558	503	260-5	58	189	85	1080-13.3			
BARBOSA	57	11	1592	273-567	.481	87-196	.444	111-147	.755	31-119	150	158	145-3	48	89	6	744-13.1			
T. THOMAS (TOT)	29	10	665	113-262	.431	46-111	.414	28-42	.667	22-109	131	20	78-0	16	33	7	300-10.3			
T. THOMAS (PHO)	26	10	634	107-246	.435	45-105	.429	28-42	.667	22-105	127	18	77-0	16	32	6	287-11.0			
HOUSE	81	0	1421	320-759	.422	123-316	.389	33-41	.805	15-117	132	148	96-0	42	76	12	796-9.8			
JONES	75	24	1772	343-581	.418	110-285	.386	103-121	.851	44-209	253	57	142-0	38	35	49	699-9.3			
STOUDMIRE	3	3	50	9-27	.333	0-1	.000	8-9	.889	6-10	16	2	4-0	1	1	3	26-8.7			
K. THOMAS	53	50	1411	190-391	.486	0-0	—	75-92	.815	102-313	415	57	193-5	23	57	54	455-8.6			
BARRETT	2	0	21	3-7	.429	0-1	.000	3-3	1.000	1-2	3	2	1-0	0	1	0	9-4.5			
JACKSON	27	1	420	38-129	.295	14-63	.222	9-13	.692	11-53	64	31	46-0	10	30	6	99-3.7			
BURKE	42	0	346	63-127	.496	2-7	.286	13-21	.619	21-52	73	16	62-2	6	33	13	141-3.4			
GRANT	21	2	248	27-65	.415	0-0	—	7-8	.875	11-46	57	7	45-0	5	7	3	61-2.9			
THOMPSON	10	0	43	11-25	.440	4-11	.364	2-2	1.000	4-7	11	1	6-0	3	2	1	28-2.8			
TSKITSCHVILI (TOT)	17	0	99	13-37	.351	1-3	.333	9-14	.643	9-13	22	3	8-0	1	6	2	36-2.1			
TSKITSCHVILI (PHO)	12	0	86	12-33	.364	1-3	.333	8-12	.667	9-11	20	3	8-0	1	4	2	33-2.8			
FORD	3	0	13	2-3	.667	0-0	—	0-0	—	1-2	3	0	7-0	0	2	1	4-1.3			
DAVIS (TOT)	6	0	17	2-7	.286	0-2	.000	2-3	.667	3-1	4	1	3-0	2	1	0	6-1.0			
DAVIS (PHO)	1	0	5	1-3	.333	0-1	.000	2-3	.667	1-0	1	0	0-0	1	0	0	4-4.0			
SUNS	82	-	19955	3430-7167	.479	837-2097	.399	1189-1475	.806	778-2650	3428	2179	1683-23	549	1088	412	8886-108.4			
OPPONENTS	82	-	19955	3243-7141	.454	516-1423	.363	1429-1956	.731	1028-2735	3763	1546	1623-9	591	1218	282	8431-102.8			

Season Review 06-07

RECORD

61-21

After making back-to-back trips to the Western Conference Finals, expectations for the 2006-07 Phoenix Suns were incredibly high, and the team did little to disappoint.

The Suns captured their third consecutive Pacific Division title (sixth in club history) and finished with the NBA's second-best record (61-21), marking the third 60-win season in franchise history (second since 2004). The season included two of the team's longest win streaks in franchise history (17, 15). In doing so, Phoenix became just the fifth team in NBA history to post two separate win streaks of 14 or more in a single season and the first team since the 1999-2000 Los Angeles Lakers.

Led by reigning two-time NBA MVP **Steve Nash**, who posted career highs in assists, field goal percentage and three-point field goal percentage, the Suns led the NBA in points per game, field goal percentage, free-throw percentage and three-point percentage for the second consecutive year. Phoenix clearly benefited from the healthy return of **Amar'e Stoudemire**, who joined Nash as a selection on the All-NBA First Team. Nash, Stoudemire and **Shawn Marion** represented the club at the 2007 NBA All-Star Game in Las Vegas, marking only the third time in franchise history the club has sent a trio of players to the All-Star Game. **Leandro Barbosa** became just the fourth player in team history to be named the NBA's Sixth Man of the Year after averaging a career-high 18.1 points. **Raja Bell** was named to the All-NBA Defensive First Team and his career-high 205 three-pointers made tied him with Gilbert Arenas for the league lead.

The Suns entered the postseason with the No. 2 seed in the Western Conference and easily dispatched Kobe Bryant and the Los Angeles Lakers in five games in a rematch of the 2006 first-round playoff series. With the top-seeded Dallas Mavericks getting eliminated in the first round of the playoffs against the Golden State Warriors, Phoenix was ensured of having home-court advantage throughout the remainder of the playoffs, but a difficult Western Conference Semifinals series against the San Antonio Spurs was looming. Phoenix earned a split in the first four games of the series, but the Suns were hamstrung by the controversial one-game suspensions of Stoudemire and **Boris Diaw** for Game 5 in Phoenix. They were suspended after leaving "the immediate vicinity of their bench" and responding to Robert Horry's hard foul on Nash with 18 seconds remaining in the fourth period of the Suns' 104-98 win over the Spurs in Game 4. A shorthanded Suns team nearly defeated the Spurs in Game 5 (88-85), but a late fourth-quarter rally fell just short in Game 6 in Alamo City. It marked the third time in the last five seasons the Spurs ended the Suns season and went on to win the NBA championship.



FRONT ROW: Athletic Trainer Aaron Nelson, Strength Coach/Assistant Trainer Erik Phillips, Assistant Athletic Trainer Mike Elliott, Equipment Manager Jay Gaspar, Assistant Video Coordinator Jason March, Video Coordinator Noel Gillespie.

MIDDLE ROW: Assistant Coach Phil Weber, Head Coach Mike D'Antoni, Shawn Marion, Jalen Rose, Marcus Banks, Steve Nash, Leandro Barbosa, Raja Bell, Eric Piatkowski, Assistant Coach Marc Iavaroni, Assistant Coach Alvin Gentry, Assistant Coach Dan D'Antoni.

BACK ROW: Pat Burke, Jurnaine Jones, Kurt Thomas, Sean Marks, Amar'e Stoudemire, Boris Diaw, James Jones.

TIME TORISE

DATE	OPPONENT	ATTEND.	SCORE	REC.	W/L	DATE	OPPONENT	ATTEND.	SCORE	REC.	W/L
10/31	@L.A. LAKERS	18,997	106-114	0-1	L	1/24	@NEW YORK	19,763	112-107	34-8	W
11/1	L.A. CLIPPERS	18,422	112-104	1-1	W	1/26	@MILWAUKEE	18,717	98-90	35-8	W
11/3	UTAH	18,422	104-108	1-2	L	1/28	@CLEVELAND	20,562	115-100	36-8	W
11/4	@L.A. CLIPPERS	18,643	108-114	1-3	L	1/29	@MINNESOTA	16,221	112-121	36-9	L
11/8	@SAN ANTONIO	18,797	106-111*	1-4	L	2/1	SAN ANTONIO	18,422	103-87	37-9	W
11/9	DALLAS	18,422	112-119	1-5	L	2/3	UTAH	18,422	105-108	37-10	L
11/11	MEMPHIS	18,422	96-87	2-5	W	2/5	@DENVER	19,155	113-108	38-10	W
11/17	PHILADELPHIA	18,422	106-94	3-5	W	2/6	@PORTLAND	17,171	109-102	39-10	W
11/18	@UTAH	19,911	117-120*	3-6	L	2/9	ATLANTA	18,422	111-120	39-11	L
11/20	@GOLDEN STATE	18,078	113-110	4-6	W	2/11	CHICAGO	18,422	103-116	39-12	L
11/22	N.O./OKLA. CITY	18,422	92-83	5-6	W	2/14	@SEATTLE	16,809	90-114	39-13	L
11/24	NEW JERSEY	18,422	99-93	6-6	W	2/20	@L.A. CLIPPERS	19,898	115-90	40-13	W
11/26	@PORTLAND	16,710	119-101	7-6	W	2/21	BOSTON	18,422	118-108	41-13	W
11/29	HOUSTON	18,422	102-91	8-6	W	2/23	@MINNESOTA	20,196	116-104	42-13	W
12/1	MILWAUKEE	18,422	122-116	9-6	W	2/25	@ATLANTA	18,022	115-106	43-13	W
12/5	SACRAMENTO	18,422	127-102	10-6	W	2/27	@INDIANA	13,742	103-92	44-13	W
12/7	@NEW JERSEY	16,966	161-157**	11-6	W	2/28	@PHILADELPHIA	15,914	94-99	44-14	L
12/8	@BOSTON	18,624	116-111	12-6	W	3/2	INDIANA	18,422	115-90	45-14	W
12/10	@CHARLOTTE	13,571	114-84	13-6	W	3/4	L.A. LAKERS	18,422	99-94	46-14	W
12/11	@ORLANDO	16,533	103-89	14-6	W	3/7	CHARLOTTE	18,422	115-106	47-14	W
12/13	@MIAMI	19,600	99-89	15-6	W	3/9	N.O./OKLA. CITY	18,422	104-103	48-14	W
12/15	GOLDEN STATE	18,422	105-101	16-6	W	3/12	HOUSTON	18,422	103-82	49-14	W
12/16	@SACRAMENTO	17,317	105-98	17-6	W	3/14	@DALLAS	20,525	129-127**	50-14	W
12/19	TORONTO	18,422	115-98	18-6	W	3/16	DETROIT	18,422	83-105	50-15	L
12/20	@DENVER - POSTPONED-SEVERE WEATHER CONDITIONS (MADE UP 2/5)					3/17	@DENVER	19,809	107-131	50-16	L
12/22	WASHINGTON	18,422	139-144*	18-7	L	3/20	MINNESOTA	18,422	108-90	51-16	W
12/26	PORTLAND	18,422	110-87	19-7	W	3/22	SACRAMENTO	18,422	118-100	52-16	W
12/28	@DALLAS	20,483	99-101	19-8	L	3/25	@SACRAMENTO	17,317	100-107	52-17	L
12/29	NEW YORK	18,422	108-86	20-8	W	3/26	MEMPHIS	18,422	105-87	53-17	W
12/31	@DETROIT	22,076	108-101	21-8	W	3/29	@GOLDEN STATE	19,596	119-124	53-18	L
1/2	@CHICAGO	22,853	97-96	22-8	W	3/30	DENVER	18,422	125-108	54-18	W
1/3	@TORONTO	20,063	100-98	23-8	W	4/1	DALLAS	18,422	126-104	55-18	W
1/5	MIAMI	18,422	108-80	24-8	W	4/3	@MEMPHIS	14,863	116-111	56-18	W
1/7	GOLDEN STATE	18,422	128-105	25-8	W	4/5	@SAN ANTONIO	18,797	85-92	56-19	L
1/9	SEATTLE	18,422	113-102	26-8	W	4/6	@N.O./OKLA. CITY	19,164	103-95	57-19	W
1/11	CLEVELAND	18,422	109-90	27-8	W	4/8	@L.A. LAKERS	18,997	115-107	58-19	W
1/13	ORLANDO	18,422	107-101	28-8	W	4/11	SEATTLE	18,422	109-91	59-19	W
1/15	@MEMPHIS	18,119	137-122	29-8	W	4/13	L.A. LAKERS	18,422	93-85	60-19	W
1/17	@HOUSTON	18,244	100-91	30-8	W	4/14	@UTAH	19,911	126-98	61-19	W
1/19	MINNESOTA	18,422	106-101	31-8	W	4/16	@HOUSTON	18,375	117-120	61-20	L
1/21	MINNESOTA	18,422	131-102	32-8	W	4/17	L.A. CLIPPERS	18,422	99-103	61-21	L
1/23	@WASHINGTON	20,173	127-105	33-8	W						

*Overtime

06-07 Final Statistics

PLAYER	G	GS	MIN	3 PT				REBOUNDS				TO	AST	PF-DQ	STL	BLK	PTS-AVG
				FGM	FGA	PCT	FTM	FTA	PCT	OR-DR	TOT						
STOUDÉMIRE	82	78	2689	607-1055	.575	0-3	.000	457-585	.781	222-564	786	84	295-7	78	232	110	1671-20.4
NASH	76	76	2682	517-971	.532	156-343	.455	222-247	.899	30-239	269	884	117-0	57	287	6	1412-18.6
BARBOSA	80	18	2613	529-1111	.476	190-438	.434	196-232	.845	22-192	214	317	210-3	96	146	15	1444-18.1
MARION	80	80	3010	561-1071	.524	80-252	.317	201-248	.810	172-613	785	134	216-3	156	114	122	1403-17.5
BELL	78	78	2917	410-950	.432	205-496	.413	118-152	.776	48-203	251	196	233-5	50	83	22	1143-14.7
DIAW	73	59	2268	306-569	.538	15-45	.333	82-120	.683	91-226	317	352	177-6	28	154	38	709-9.7
JA. JONES	76	7	1376	162-440	.368	90-238	.378	71-81	.877	33-143	176	45	115-1	28	28	42	485-6.4
BANKS	45	1	503	84-196	.429	5-29	.172	48-60	.800	10-28	38	60	70-0	23	40	3	221-4.9
THOMAS	67	13	1208	126-259	.486	0-1	.000	56-71	.789	86-293	379	24	156-2	24	35	29	308-4.6
ROSE	29	0	246	38-86	.442	21-47	.447	11-12	.917	3-20	23	16	22-0	5	9	2	108-3.7
BURKE	23	0	164	23-65	.354	6-22	.273	8-13	.615	12-35	47	5	19-0	3	7	2	60-2.6
PIATKOWSKI	11	0	73	9-25	.360	7-18	.389	2-2	1.000	2-7	9	4	6-0	0	5	1	27-2.5
JU. JONES	18	0	138	14-51	.275	10-32	.313	2-2	1.000	6-17	23	1	19-0	5	7	1	40-2.2
MARKS	3	0	17	2-6	.333	0-1	.000	2-2	1.000	0-3	3	0	4-0	0	0	1	6-2.0
SUNS	82	-	19905	3388-6855	.494	785-1965	.399	1476-1827	.808	737-2583	3320	2122	1659-27	553	1189	394	9037-110.2
OPPONENTS	82	-	19905	3238-7087	.457	504-1387	.363	1458-1902	.767	1008-2504	3512	1548	1759-21	566	1242	304	8438-102.9

Season Review 07-08

RECORD
55-27

The 2007-08 Phoenix Suns continued an era of unprecedented success in the franchise's history. Despite undergoing a 7-foot-1, 321-pound midseason makeover with the addition of four-time NBA Champion **Shaquille O'Neal**, the Suns won 55 games to complete the winningest four-season stretch in team history with 232 victories from 2004-05 to 2007-08.

With the offseason announcement of five-time NBA Champion **Steve Kerr** as the team's President of Basketball Operations and General Manager, and the free-agent signing of seven-time All-Star **Grant Hill**, the Suns won at least 54 games for the franchise-record fourth consecutive season. Phoenix was once again among the league's scoring leaders, averaging more than 110 points for the third time in the last four seasons.

The Suns were led by the All-Star tandem of **Steve Nash** and **Amar'e Stoudemire**, who earned their sixth and third berths, respectively. Among the league's greatest passers, Nash finished second in the NBA in assists (11.1) and continued to establish himself as one of the game's best shooters, setting a career-high in three-pointers (179, 6th-NBA) for the second-straight season and shooting a career-high three-point percentage (.470, 2nd-NBA). Stoudemire became the first NBA player since Tim Duncan in 2001-02 to average 25 points (team-high 25.2, 5th-NBA), nine rebounds (team-best 9.1, 19th-NBA) and two blocks (career-high and team-best 2.06, 6th-NBA).

The Suns rocked the NBA on Feb. 6, 2008, when they acquired 14-time All-Star O'Neal in exchange for **Shawn Marion** and **Marcus Banks**. Shaq made his Suns debut on Feb. 20 at US Airways Center in a nationally-televised tilt against the L.A. Lakers. The doubters grew loud after Phoenix went 3-6 in its first nine games with The Big Cactus, but the trade energized the Suns and the city of Phoenix as the club won 15 of its final 20 games to finish tied for the fourth-best record in the most competitive Western Conference in NBA history. Unfortunately, because of tiebreakers, Phoenix wound up with the West's sixth playoff seed without homecourt advantage and drew a first-round matchup with the San Antonio Spurs. The Suns came out on the wrong side of one of the most exciting games in NBA playoff history as the Spurs made two improbable last-second three-pointers in Game 1 of the series, one to send the game into overtime, one to force-double overtime. Phoenix won Game 3 in decisive fashion but the Spurs went on to win the series, 4-1, and eliminate the Suns from the playoffs for the third time in the last four seasons.



FRONT ROW: Athletic Trainer Aaron Nelson, Assistant Athletic Trainer Mike Elliot, Strength Coach/Assistant Trainer Erik Phillips, Equipment Manager Jay Gaspar, Assistant Video Coordinator Amin Elhassan.

MIDDLE ROW: Video Coordinator Noel Gillespie, Assistant Coach Phil Weber, Head Coach Mike D'Antoni, D.J. Strawberry, Leandro Barbosa, Steve Nash, Raja Bell, Gordan Giricek, Assistant Coach Alvin Gentry, Assistant Coach Dan D'Antoni, Assistant Coach Jay Humphries.

BACK ROW: Eric Piatkowski, Grant Hill, Amar'e Stoudemire, Shaquille O'Neal, Brian Skinner, Sean Marks, Boris Diaw.

TIME TORISE

DATE	OPPONENT	ATTEND.	SCORE	REC.	W/L	DATE	OPPONENT	ATTEND.	SCORE	REC.	W/L
11/1	@SEATTLE	17,072	106-99	1-0	W	1/22	@MILWAUKEE	14,503	114-105	30-12	W
11/2	L.A. LAKERS	18,422	98-119	1-1	L	1/23	@MINNESOTA	15,101	107-117	30-13	L
11/4	CLEVELAND	18,422	103-92	2-1	W	1/25	@CLEVELAND	20,562	110-108	31-13	W
11/6	@CHARLOTTE	12,408	115-83	3-1	W	1/27	@CHICAGO	22,245	88-77	32-13	W
11/7	@ATLANTA	19,855	96-105	3-2	L	1/29	ATLANTA	18,422	125-92	33-13	W
11/9	@MIAMI	19,800	106-101	4-2	W	1/31	SAN ANTONIO	18,422	81-84	33-14	L
11/10	@ORLANDO	17,519	106-96	5-2	W	2/4	CHARLOTTE	18,422	118-104	34-14	W
11/13	NEW YORK	18,422	113-102	6-2	W	2/6	NEW ORLEANS	18,422	130-132**	34-15	L
11/15	CHICAGO	18,422	112-102	7-2	W	2/8	SEATTLE	18,422	103-99	35-15	W
11/17	@HOUSTON	18,265	115-105	8-2	W	2/10	WASHINGTON	18,422	108-107	36-15	W
11/20	@SACRAMENTO	13,592	100-98	9-2	W	2/13	@GOLDEN STATE	19,754	118-120	36-16	L
11/21	SACRAMENTO	18,422	127-111	10-2	W	2/14	DALLAS	18,422	109-97	37-16	W
11/23	L.A. CLIPPERS	18,422	113-94	11-2	W	2/20	L.A. LAKERS	18,422	124-130	37-17	L
11/26	@GOLDEN STATE	19,596	114-129	11-3	L	2/22	BOSTON	18,422	85-77	38-17	W
11/28	HOUSTON	18,422	94-100	11-4	L	2/24	DETROIT	18,422	86-116	38-18	L
11/30	ORLANDO	18,422	110-106	12-4	W	2/26	@MEMPHIS	13,482	127-113	39-18	W
12/2	@NEW YORK	18,869	115-104	13-4	W	2/27	@NEW ORLEANS	17,931	103-120	39-19	L
12/4	@INDIANA	11,435	121-117	14-4	W	3/1	PHILADELPHIA	18,422	114-119	39-20	L
12/5	@TORONTO	19,800	136-123	15-4	W	3/4	@PORTLAND	20,595	97-92	40-20	W
12/7	@WASHINGTON	20,173	122-107	16-4	W	3/5	@DENVER	18,383	113-126	40-21	L
12/8	@MINNESOTA	19,356	93-100	16-5	L	3/7	UTAH	18,422	118-126	40-22	L
12/10	MIAMI	18,422	113-117	16-6	L	3/9	SAN ANTONIO	18,422	94-87	41-22	W
12/12	UTAH	18,422	103-98	17-6	W	3/11	MEMPHIS	18,422	132-111	42-22	W
12/15	@NEW ORLEANS	13,705	98-101	17-7	L	3/13	GOLDEN STATE	18,422	123-115	43-22	W
12/17	@SAN ANTONIO	18,797	100-95	18-7	W	3/15	SACRAMENTO	18,422	127-99	44-22	W
12/19	@DALLAS	20,316	105-108	18-8	L	3/18	@PORTLAND	20,580	111-98	45-22	W
12/22	TORONTO	18,422	122-103	19-8	W	3/19	@SEATTLE	17,072	110-98	46-22	W
12/25	@L.A. LAKERS	18,997	115-122	19-9	L	3/22	HOUSTON	18,422	122-113	47-22	W
12/27	@L.A. CLIPPERS	17,871	108-88	20-9	W	3/24	@DETROIT	22,076	105-110*	47-23	L
12/28	L.A. CLIPPERS	18,422	94-88	21-9	W	3/26	@BOSTON	18,624	97-117	47-24	L
12/30	@SACRAMENTO	15,962	117-102	22-9	W	3/28	@PHILADELPHIA	20,707	107-93	48-24	W
1/3	SEATTLE	18,422	104-96	23-9	W	3/29	@NEW JERSEY	19,990	110-104	49-24	W
1/5	NEW ORLEANS	18,422	113-118	23-10	L	3/31	DENVER	18,422	132-117	50-24	W
1/7	DENVER	18,422	137-115	24-10	W	4/1	@DENVER	18,870	120-126	50-25	L
1/9	INDIANA	18,422	129-122*	25-10	W	4/4	MINNESOTA	18,422	117-88	51-25	W
1/10	@UTAH	19,911	86-108	25-11	L	4/6	DALLAS	18,422	98-105	51-26	L
1/12	MILWAUKEE	18,422	122-114	26-11	W	4/8	@MEMPHIS	13,987	127-113	52-26	W
1/15	@L.A. CLIPPERS	16,063	90-97	26-12	L	4/9	@SAN ANTONIO	18,797	96-79	53-26	W
1/17	@L.A. LAKERS	18,997	106-98	27-12	W	4/11	@HOUSTON	18,489	90-101	53-27	L
1/18	MINNESOTA	18,422	115-95	28-12	W	4/14	GOLDEN STATE	18,422	122-116	54-27	W
1/20	NEW JERSEY	18,422	116-92	29-12	W	4/16	PORTLAND	18,422	100-91	55-27	W

*Overtime

07-08 Final Statistics

PLAYER	G	GS	MIN	3 PT				REBOUNDS				AST	PF	DQ	STL	TO	BLK	PTS	AVG
				FGM	FGA	PCT	FTM	FTA	PCT	OR-DR	TOT								
STOUDEMIRE	79	79	2677	714	1211	.590	5-31	.161	556-691	.805	178-541	719	118	294-1	64	174	163	1989	25.2
NASH	81	81	2780	485-962	.504	179-381	.470	222-245	.906	28-254	282	898	113-0	53	295	5	1371	16.9	
MARION	47	47	1713	304-578	.526	58-167	.347	77-108	.713	86-378	464	98	117-0	95	49	70	743	15.8	
BARBOSA	82	12	2421	472-1021	.462	164-422	.389	175-213	.822	40-191	231	216	195-1	75	117	18	1283	15.6	
HILL	70	68	2222	358-712	.503	33-104	.317	170-196	.867	74-279	353	203	153-0	65	96	56	919	13.1	
O'NEAL	28	28	803	140-229	.611	0-0	—	82-160	.513	67-229	296	48	94-0	13	83	34	362	12.9	
BELL	75	75	2646	317-753	.421	176-439	.401	79-91	.868	47-227	274	168	220-2	54	65	27	889	11.9	
DIAW	82	19	2308	308-646	.477	13-41	.317	96-129	.744	97-281	378	317	166-3	61	155	39	725	8.8	
GRICEK	22	0	442	79-159	.497	19-50	.380	16-17	.941	9-42	51	35	49-0	8	23	2	193	8.8	
BANKS	24	1	310	44-109	.404	25-65	.385	12-16	.750	3-17	20	25	38-0	8	16	8	125	5.2	
TUCKER	6	0	48	8-22	.364	1-4	.250	5-6	.833	4-4	8	0	2-0	0	0	1	22	3.7	
SKINNER	66	0	844	92-198	.465	2-3	.667	33-63	.524	63-175	238	15	112-0	21	39	77	219	3.3	
MARKS	19	10	130	23-43	.535	1-4	.250	12-19	.632	9-27	36	4	23-0	3	8	10	59	3.1	
JOHNSON	6	0	53	7-14	.500	1-2	.500	0-0	—	5-8	13	3	10-0	0	2	1	15	2.5	
PIATKOWSKI	16	0	113	12-33	.364	11-26	.423	4-4	1.000	1-11	12	10	11-0	0	6	1	39	2.4	
STRAWBERRY	33	0	270	29-92	.315	6-25	.240	9-19	.474	9-19	28	30	36-0	12	11	6	73	2.2	
SUNS	82	-	19780	3392-6782	.500	694-1764	.393	1548-1977	.783	720-2683	3403	2188	1633-7	532	1184	518	9026	110.1	
OPPONENTS	82	-	19780	3368-7384	.456	469-1329	.353	1407-1879	.749	1101-2498	3599	1607	1731-13	601	1101	311	8612	105.0	

Season Review 08-09

RECORD

46-36

The Phoenix Suns missed the playoffs for the first time since 2003 despite winning 46 games, the second-most victories for a non-playoff team in the 25-year history of the NBA's 16-team playoff format. Phoenix had the league's 13th-best record in 2008-09.

An offseason coaching change brought in former Trail Blazers great **Terry Porter**, but inconsistency plagued the club's first half. Despite a Dec. 10 trade that resulted in the acquisition of scorer **Jason Richardson**, **Jared Dudley** and a 2010 second-round draft pick from Charlotte for Raja Bell, Boris Diaw and Sean Singletary, a Suns team with high expectations limped to the All-Star break losing 10 of 16 games. Porter was dismissed on Feb. 16 after a 28-23 first half and replaced by assistant **Alvin Gentry**, a member of the Suns' coaching staff since 2004.

An energized Suns team exploded out of the gates following the All-Star break, registering a 140-100 win over the L.A. Clippers, the largest margin of victory following a coaching change in NBA history. The scorching Suns tallied 140 or more points in each of their first three games under Gentry, the first such scoring streak in team history, and the first time the league had seen such prolific scoring since 1990-91. Just when it seemed like Phoenix was poised for a run through the Western Conference, leading scorer **Amar'e Stoudemire** underwent season-ending surgery to repair a detached retina in his right eye on Feb. 20, an injury that occurred in the team's second game following the break.

Despite the injury to Stoudemire and games missed by both **Steve Nash** and **Leandro Barbosa** due to injury, the Suns went 18-13 during Gentry's interim tenure. Phoenix won 12 of its final 17 games under Gentry, a stretch which included both the club's longest overall win streak (six games) and longest home win streak (nine games). A great deal of the team's success and the resulting fan excitement stemmed from its return to its high-scoring roots, and in 2008-09 Phoenix led the league in scoring for the fourth time in the last five seasons. The Suns removed the interim tag from Gentry's title following the season on May 9.

For the third time, the Suns and the city of Phoenix hosted the NBA All-Star Game. The weekend festivities took over US Airways Center from Feb. 13-15 along with the league's biggest stage and brightest stars, including Suns Stoudemire (voted a starter for the first time in his career) and **Shaquille O'Neal**, who was named the game's co-MVP with Kobe Bryant. For the season, Shaq averaged 17.8 points and led the league in field goal percentage for the NBA-record 10th time and earned All-NBA Third Team honors. O'Neal was dealt to the Cleveland Cavaliers in a three-player trade on June 25. Phoenix acquired Ben Wallace and Sasha Pavlovic, who each later agreed to buyouts.



FRONT ROW: Athletic Trainer Aaron Nelson, Equipment Manager Jay Gaspar, Assistant Athletic Trainer Mike Elliot, Strength Coach/Assistant Trainer Erik Phillips, Assistant Video Coordinator Elvis Valcarcel.

MIDDLE ROW: Advance Scout Noel Gillespie, Assistant Coach Dan Majerle, Head Coach Alvin Gentry, Jared Dudley, Goran Dragic, Steve Nash, Leandro Barbosa, Assistant Coach Igor Kokoskov, Video Coordinator Anthony Houston, Assistant Coach Bill Cartwright.

BACK ROW: Jason Richardson, Matt Barnes, Louis Amundson, Amar'e Stoudemire, Shaquille O'Neal, Robin Lopez, Stromile Swift, Grant Hill, Alando Tucker.

TIME TORISE

DATE	OPPONENT	ATTEND.	SCORE	REC.	W/L	DATE	OPPONENT	ATTEND.	SCORE	REC.	W/L
10/29	@SAN ANTONIO	18,797	103-98	1-0	W	1/26	@WASHINGTON	17,344	103-87	25-18	W
10/30	NEW ORLEANS	18,422	95-108	1-1	L	1/29	SAN ANTONIO	18,422	104-114	25-19	L
11/1	PORTLAND	18,422	107-96	2-1	W	1/31	CHICAGO	18,422	111-122	25-20	L
11/4	@NEW JERSEY	15,230	114-86	3-1	W	2/2	SACRAMENTO	18,422	129-81	26-20	W
11/5	@INDIANA	11,660	113-103	4-1	W	2/4	@GOLDEN STATE	19,596	112-124	26-21	L
11/7	@CHICAGO	21,967	83-100	4-2	L	2/6	GOLDEN STATE	18,422	115-105	27-21	W
11/8	@MILWAUKEE	17,935	104-96	5-2	W	2/8	@DETROIT	22,076	107-97	28-21	W
11/10	MEMPHIS	18,422	107-102	6-2	W	2/9	@PHILADELPHIA	16,797	91-108	28-22	L
11/12	HOUSTON	18,422	82-94	6-3	L	2/11	@CLEVELAND	20,562	92-109	28-23	L
11/14	@SACRAMENTO	12,810	97-95*	7-3	W	58th All-Star Game @ US Airways Center (Feb. 15)					
11/16	DETROIT	18,422	104-86	8-3	W	2/17	L.A. CLIPPERS	18,422	140-100	29-23	W
11/17	@UTAH	19,911	97-109	8-4	L	2/18	@L.A. CLIPPERS	18,169	142-119	30-23	W
11/20	L.A. LAKERS	18,422	92-105	8-5	L	2/20	OKLAHOMA CITY	18,422	140-118	31-23	W
11/22	PORTLAND	18,422	102-92	9-5	W	2/22	BOSTON	18,422	108-128	31-24	L
11/25	@OKLAHOMA	19,136	99-98	10-5	W	2/24	CHARLOTTE	18,422	112-102	32-24	W
11/26	@MINNESOTA	11,708	110-102	11-5	W	2/26	@L.A. LAKERS	18,997	106-132	32-25	L
11/28	MIAMI	18,422	92-107	11-6	L	2/27	TORONTO	18,422	133-113	33-25	W
11/30	NEW JERSEY	18,422	109-117	11-7	L	3/1	L.A. LAKERS	18,422	118-111	34-25	W
12/3	@NEW ORLEANS	15,804	91-104	11-8	L	3/3	@ORLANDO	17,461	99-111	34-26	L
12/4	@DALLAS	19,813	97-112	11-9	L	3/4	@MIAMI	19,600	129-135	34-27	L
12/6	UTAH	18,422	106-104	12-9	W	3/6	@HOUSTON	18,045	112-116	34-28	L
12/9	MILWAUKEE	18,422	125-110	13-9	W	3/8	@SAN ANTONIO	18,797	98-103	34-29	L
12/10	@L.A. LAKERS	18,997	110-115	13-10	L	3/10	DALLAS	18,422	112-117	34-30	L
12/12	ORLANDO	18,422	113-112	14-10	W	3/12	CLEVELAND	18,422	111-119	34-31	L
12/15	NEW YORK	18,422	111-103	15-10	W	3/14	OKLAHOMA CITY	18,422	106-95	35-31	W
12/18	@PORTLAND	20,650	119-124	15-11	L	3/15	@GOLDEN STATE	19,596	154-130	36-31	W
12/20	DENVER	18,422	108-101	16-11	W	3/18	PHILADELPHIA	18,422	126-116	37-31	W
12/25	SAN ANTONIO	18,422	90-91	16-12	L	3/21	WASHINGTON	18,422	128-96	38-31	W
12/29	@OKLAHOMA CITY	19,136	110-102	17-12	W	3/23	DENVER	18,422	118-115	39-31	W
12/30	@MEMPHIS	14,471	101-89	18-12	W	3/25	UTAH	18,422	118-114	40-31	W
1/2	L.A. CLIPPERS	18,422	106-98	19-12	W	3/26	@PORTLAND	20,628	109-129	40-32	L
1/7	INDIANA	18,422	110-113	19-13	L	3/28	@UTAH	19,911	99-104*	40-33	L
1/9	DALLAS	18,422	128-100	20-13	W	3/29	@SACRAMENTO	13,623	118-126	40-34	L
1/11	@L.A. CLIPPERS	17,307	109-103	21-13	W	4/1	HOUSTON	18,422	114-109	41-34	W
1/13	ATLANTA	18,422	107-102	22-13	W	4/3	SACRAMENTO	18,422	139-111	42-34	W
1/15	@DENVER	18,073	113-119*	22-14	L	4/5	@DALLAS	20,301	116-140	42-35	L
1/16	MINNESOTA	18,422	103-105	22-15	L	4/8	@NEW ORLEANS	17,781	105-100	43-35	W
1/18	@TORONTO	19,800	117-113	23-15	W	4/10	@MEMPHIS	15,908	89-106	43-36	L
1/19	@BOSTON	18,624	87-104	23-16	L	4/11	@MINNESOTA	18,478	110-97	44-36	W
1/21	@NEW YORK	19,256	109-114	23-17	L	4/13	MEMPHIS	18,422	119-110	45-36	W
1/23	@CHARLOTTE	19,104	76-98	23-18	L	4/15	GOLDEN STATE	18,422	119-110	46-36	W
1/25	@ATLANTA	19,153	104-99	24-18	W						

*Overtime

08-09 Final Statistics

PLAYER	G	GS	MIN	3 PT						REBOUNDS						AST	PF	DQ	STL	TO	BLK	PTS	AVG
				FGM	FGA	PCT	FGM	FGA	PCT	FTM	FTA	PCT	OR-DR	TOT									
STOUDEMIRE	53	53	1948	404	749	.539	3-7	.429	323	387	.835	116	314	430	104	163	1	57	150	57	1134	21.4	
O'NEAL	75	75	2252	512	841	.609	0-1	.000	309	519	.595	187	446	633	126	253	7	49	168	108	1333	17.8	
RICHARDSON (T)	72	71	2410	465	974	.477	129	325	.397	153	199	.769	77	242	319	146	146	2	76	95	28	1212	16.8
RICHARDSON (P)	58	57	1919	368	754	.488	102	266	.383	112	144	.778	64	197	261	110	103	1	62	71	25	950	16.4
NASH	74	74	2484	428	851	.503	108	246	.439	196	210	.933	19	204	223	717	108	0	55	248	10	1160	15.7
BARBOSA	70	11	1705	366	759	.482	90	240	.375	171	194	.881	34	147	181	162	115	0	82	93	7	993	14.2
HILL	82	68	2445	390	745	.523	24	76	.316	181	224	.808	64	341	405	186	182	0	90	126	54	985	12.0
BARNES	77	40	2082	285	674	.423	117	341	.343	101	136	.743	79	342	421	212	209	3	52	130	26	788	10.2
BELL	22	22	712	76	177	.429	44	94	.468	16	21	.762	8	56	64	29	57	1	13	18	2	212	9.6
DIAW	22	0	538	80	141	.567	5	14	.357	18	26	.692	24	60	84	46	39	0	11	37	9	183	8.3
DUDLEY (TOT)	68	7	1156	136	285	.477	29	74	.392	71	105	.676	82	123	205	56	105	1	57	43	8	372	5.5
DUDLEY (PHO)	48	0	728	91	189	.481	26	66	.394	56	81	.691	57	89	146	37	65	0	39	33	6	264	5.5
TUCKER	30	1	282	52	121	.430	8	23	.348	26	33	.788	19	12	31	12	14	0	5	14	1	138	4.6
DRAGIC	55	1	728	88	224	.393	20	54	.370	50	65	.769	33	70	103	111	87	0	29	73	3	246	4.5
AMUNDSON	76	0	1044	134	250	.536	0	1	.000	53	120	.442	128	142	270	28	154	0	32	56	65	321	4.2
SWIFT (TOT)	19	0	184	24	56	.429	1	1	1.000	13	26	.500	16	30	46	3	40	0	4	16	8	62	3.3
SWIFT (PHO)	13	0	121	15	41	.366	1	1	1.000	8	15	.533	11	22	33	2	25	0	4	9	6	39	3.0
LOPEZ	60	7	614	71	137	.518	0	1	.000	47	68	.691	52	66	118	8	97	0	11	28	41	189	3.2
SINGLETARY	13	1	122	12	37	.324	4	10	.400	6	6	1.000	5	11	16	12	14	0	6	5	0	34	2.6
BROWN (TOT)	19	11	261	18	49	.367	7	24	.292	3	5	.600	7	22	29	36	28	0	10	17	0	46	2.4
BROWN (PHO)	2	0	28	1	5	.200	1	4	.250	2	2	1.000	0	1	1	3	6	0	0	3	0	5	2.5
SIMS	1	0	2	0	0	—	0	0	—	0	0	—	0	0	0	0	0	0	0	1	0	0	0.0
SUNS	82	-	19755	3373	6695	.504	553	1445	.383	1675	2251	.744	900	2520	3420	1905	1691	13	589	1288	420	8974	109.4
OPPONENTS	82	-	19755	3278	7025	.467	626	1635	.383	1634	2108	.775	993	2352	3345	1741	1877	16	706	1165	369	8816	107.5

Season Review 09-10

RECORD

54-28

A 2009-10 season that began with tempered expectations and a slew of vocal doubters saw the up-start Phoenix Suns make believers out of fans and pundits alike, and come within two victories of an NBA Finals berth. The club made its third Western Conference Finals appearance in six seasons after a 54-win regular season despite being picked by many to miss the playoffs entirely.

Behind **Alvin Gentry** in his first full season as the club's head coach, Phoenix opened the season with a franchise-record tying and NBA-best 14-3 record, earning the first of two NBA Western Conference Coach of the Month honors for Gentry, who finished fifth in league Coach of the Year voting. Despite inconsistencies in December and January that saw the club struggle to a 14-18 mark, the quick start was a source of confidence for the Suns, who rediscovered their swagger and won 23 of 29 games after the All-Star break, best of any West team. That record included a 12-2 mark in the month of March when Gentry won his second monthly honor.

The Suns were once again led by All-NBA Second Team teammates **Steve Nash** and **Amar'e Stoudemire**, who were both voted All-Star starters. Nash posted the greatest statistical season for a point guard over the age of 35 in league history and led the NBA in assists for the fourth time in six seasons since re-joining the Suns. But it was not just the stars who led Phoenix. Suns fans were treated to a deeper and more defensive-minded club. Planet Orange witnessed the development of a consistently productive 10-man rotation and the coming-of-age of the team's 2008 draft class, as **Robin Lopez** and **Goran Dragic** each became key contributors. The Suns led the league in scoring for the fifth time in six seasons and shot a franchise-record 41.2 percent from three-point range, the second-highest mark in NBA history.

After dropping their playoff opener against the Trail Blazers, Phoenix went on to win eight of its next nine postseason contests, defeating Portland 4-2 in the opening round to set up a semifinal grudge match with the rival San Antonio Spurs. Though the doubters returned, not only did the Suns erase a decade of playoff heartbreaks against the Spurs, they did so with a sweep of San Antonio that included an 18-point comeback in Game 3 and a series-clinching Game 4 victory in the Alamo City.

That set up a clash of Pacific Division foes in the conference finals and the Suns and Lakers split the series' first four games. But, in Game 5, Ron Artest's improbable rebound and put-back of a Kobe Bryant airball as time expired won that pivotal contest for the Lakers and eventually the series, 4-2.



FRONT ROW: Advance Scout Noel Gillespie, Equipment Manager Jay Gaspar, Assistant Athletic Trainer Tom Maystadt, Strength Coach/Assistant Athletic Trainer Mike Elliott, Video Coordinator Elvis Valcarcel, Assistant Video Coordinator Nick U'Ren.

MIDDLE ROW: Assistant Coach Bill Cartwright, Assistant Coach Dan Majerle, Head Coach Alvin Gentry, Leandro Barbosa, Goran Dragic, Steve Nash, Jason Richardson, Jared Dudley, Assistant Coach John Shumate, Assistant Coach Igor Kokoskov, Athletic Trainer Aaron Nelson.

BACK ROW: Grant Hill, Louis Amundson, Jarron Collins, Channing Frye, Robin Lopez, Amar'e Stoudemire, Earl Clark, Taylor Griffin.

TIME TORISE

DATE	OPPONENT	ATTEND.	SCORE	REC.	W/L	DATE	OPPONENT	ATTEND.	SCORE	REC.	W/L
10/28	@ L.A. CLIPPERS	15,974	109-107	1-0	W	1/18	@ MEMPHIS	18,119	118-125	24-18	L
10/30	GOLDEN STATE	18,422	123-101	2-0	W	1/20	NEW JERSEY	15,963	118-94	25-18	W
11/1	MINNESOTA	15,376	120-112	3-0	W	1/22	CHICAGO	18,422	104-115	25-19	L
11/3	@ MIAMI	15,105	104-96	4-0	W	1/23	GOLDEN STATE	17,792	112-103	26-19	W
11/4	@ ORLANDO	17,461	100-122	4-1	L	1/25	@ UTAH	19,911	115-124	26-20	L
11/6	@ BOSTON	18,624	110-103	5-1	W	1/26	CHARLOTTE	15,722	109-114*	26-21	L
11/8	@ WASHINGTON	14,143	102-90	6-1	W	1/28	DALLAS	17,855	112-106	27-21	W
11/9	@ PHILADELPHIA	10,205	119-115	7-1	W	1/31	@ HOUSTON	17,165	115-111*	28-21	W
11/11	NEW ORLEANS	16,517	124-104	8-1	W	2/1	@ NEW ORLEANS	13,874	109-100	29-21	W
11/12	@ L.A. LAKERS	18,997	102-121	8-2	L	2/3	@ DENVER	19,155	109-97	30-21	W
11/15	TORONTO	16,605	101-100	9-2	W	2/5	@ SACRAMENTO	14,922	114-102	31-21	W
11/17	@ HOUSTON	16,396	111-105	10-2	W	2/10	PORTLAND	18,190	101-108	31-22	L
11/19	@ NEW ORLEANS	14,520	103-110	10-3	L	2/16	@ MEMPHIS	11,508	109-95	32-22	W
11/22	DETROIT	18,422	117-91	11-3	W	2/17	@ DALLAS	19,974	97-107	32-23	L
11/25	MEMPHIS	18,284	126-111	12-3	W	2/19	ATLANTA	18,266	88-80	33-23	W
11/27	@ MINNESOTA	18,225	120-95	13-3	W	2/21	SACRAMENTO	17,369	104-88	34-23	W
11/29	@ TORONTO	17,721	113-94	14-3	W	2/23	@ OKLAHOMA CITY	18,203	104-102	35-23	W
12/1	@ NEW YORK	19,763	99-126	14-4	L	2/24	PHILADELPHIA	17,765	106-95	36-23	W
12/2	@ CLEVELAND	20,562	90-107	14-5	L	2/26	L.A. CLIPPERS	18,043	125-112	37-23	W
12/5	SACRAMENTO	17,747	115-107	15-5	W	2/28	@ SAN ANTONIO	18,581	110-113	37-24	L
12/6	@ L.A. LAKERS	18,997	88-108	15-6	L	3/1	DENVER	18,159	101-85	38-24	W
12/8	@ DALLAS	19,857	101-102	15-7	L	3/3	@ L.A. CLIPPERS	17,455	127-101	39-24	W
12/11	ORLANDO	18,216	106-103	16-7	W	3/4	UTAH	17,912	108-116	39-25	L
12/12	@ DENVER	19,155	99-105	16-8	L	3/6	INDIANA	18,180	113-105	40-25	W
12/15	SAN ANTONIO	17,964	116-104	17-8	W	3/12	L.A. LAKERS	18,422	96-102	40-26	L
12/17	@ PORTLAND	20,559	102-105	17-9	L	3/14	NEW ORLEANS	18,218	120-106	41-26	W
12/19	WASHINGTON	16,811	121-95	18-9	W	3/16	MINNESOTA	18,197	152-114	42-26	W
12/21	CLEVELAND	18,221	91-109	18-10	L	3/19	UTAH	18,422	110-100	43-26	W
12/23	OKLAHOMA CITY	15,953	113-117	18-11	L	3/21	PORTLAND	18,422	93-87	44-26	W
12/25	L.A. CLIPPERS	16,709	124-93	19-11	W	3/22	@ GOLDEN STATE	18,722	133-131	45-26	W
12/26	@ GOLDEN STATE	19,550	127-132	19-12	L	3/26	NEW YORK	18,422	132-96	46-26	W
12/28	L.A. LAKERS	18,422	118-103	20-12	W	3/28	@ MINNESOTA	16,668	111-105	47-26	W
12/30	BOSTON	18,422	116-98	21-12	W	3/30	@ CHICAGO	21,169	111-105	48-26	W
1/2	MEMPHIS	17,135	103-128	21-13	L	3/31	@ NEW JERSEY	14,734	116-105	49-26	W
1/5	@ SACRAMENTO	13,630	113-109	22-13	W	4/2	@ DETROIT	22,076	109-94	50-26	W
1/6	HOUSTON	15,811	118-110	23-13	W	4/3	@ MILWAUKEE	16,436	98-107	50-27	L
1/8	MIAMI	18,422	105-109	23-14	L	4/7	SAN ANTONIO	18,422	112-101	51-27	W
1/11	MILWAUKEE	15,116	105-101	24-14	W	4/9	@ OKLAHOMA CITY	18,334	91-96	51-28	L
1/13	@ INDIANA	10,858	114-122	24-15	L	4/11	HOUSTON	18,422	116-106	52-28	W
1/15	@ ATLANTA	17,605	101-102	24-16	L	4/13	DENVER	18,422	123-101	53-28	W
1/16	@ CHARLOTTE	17,574	99-125	24-17	L	4/14	@ UTAH	19,911	100-86	54-28	W

*Overtime

09-10 Final Statistics

PLAYER	G	GS	MIN	3 PT				REBOUNDS				PF	DQ	STL	TO	BLK	PTS	AVG					
				FGM	FGA	PCT	FTM	FTA	PCT	OR-DR	TOT												
STOUDÉMIRE	82	82	2838	704	1264	.557	1-6	.167	487	632	.771	230	502	732	82	281-2	52	213	83	1896-23.1			
NASH	81	81	2660	499	985	.507	124	291	.426	211	225	.938	34	234	268	892	108-0	42	295	12	1333-16.5		
RICHARDSON	79	76	2485	473	998	.474	157	400	.393	136	184	.739	81	323	404	143	169-0	66	92	33	1239-15.7		
HILL	81	81	2430	336	703	.478	35	80	.438	205	251	.817	74	371	445	193	165-2	60	108	36	912-11.3		
FRYE	81	41	2190	317	703	.451	172	392	.439	98	121	.810	66	361	427	113	263-3	64	73	74	904-11.2		
BARBOSA	44	5	786	155	365	.425	44	136	.324	64	73	.877	11	58	69	64	71-0	23	46	12	418-9.5		
LOPEZ	51	31	986	171	291	.588	0	0	—	88	125	.704	104	144	248	7	117	1	10	41	53	430-8.4	
DUDLEY	82	1	1991	225	490	.459	120	262	.458	104	138	.754	99	182	281	115	162-1	81	68	16	674-8.2		
DRAGIĆ	80	2	1442	222	491	.452	74	188	.394	117	159	.736	38	133	171	241	131-0	48	126	8	635-7.9		
AMUNDSON	79	0	1168	152	276	.551	0	1	.000	67	123	.545	128	218	346	31	169-1	24	57	73	371-4.7		
TUCKER	11	0	71	13	30	.433	1	7	.143	16	21	.762	5	2	7	3	5-0	0	4	0	43	3-9.9	
CLARK	51	0	383	56	151	.371	2	5	.400	26	36	.722	18	44	62	21	25-0	7	23	13	140	2-7.7	
GRIFFIN	8	0	32	4	10	.400	0	2	.000	2	4	.500	0	2	2	1	4	0	0	1	2	10	1-3.3
COLLINS	34	10	261	12	31	.387	0	0	—	10	25	.400	22	40	62	6	42-0	2	10	3	34	1-4.0	
JONES	2	0	7	0	0	—	0	0	—	0	0	—	0	2	2	0	1	0	0	0	0	0	0-0.0
SUNS	82	-	19730	3339	6788	.492	730	1770	.412	1631	2117	.770	910	2616	3526	1912	1713	10	479	1210	418	9039	110.2
OPPONENTS	82	-	19730	3235	7165	.452	561	1582	.355	1606	2114	.760	1081	2391	3472	1704	1789	11	646	1065	365	8637	105.3

Season Review 10-11

RECORD

40-42

A season of change throughout the organization in 2010-11 began with the hiring of a new basketball president, former sports attorney and agent **Lon Babby**, and the naming of former San Antonio Spurs and Cleveland Cavaliers executive **Lance Blanks** as the club's general manager. A whirlwind offseason brought the notable additions of **Hedo Turkoglu**, **Hakim Warrick** and **Josh Childress**, and saw the departure of Amar'e Stoudemire to the New York Knicks.

A slow start to the season that saw the team struggle to find consistency with its overhauled roster and stumble to a Dec. 17 record of 12-13, gave way to the new regime's first blockbuster trade the very next day when Phoenix acquired **Vince Carter**, **Marcin Gortat**, **Mickael Pietrus**, a 2011 first-round pick and cash considerations from the Orlando Magic in exchange for Jason Richardson, Hedo Turkoglu and Earl Clark. The Suns' brass then made a deadline-day deal in February that sent Goran Dragic to the Houston Rockets for **Aaron Brooks**, who the season before had been named the NBA's Most Improved Player.

In all, nine of the 14 players on the Suns' final 2010-11 roster were not with the team at the conclusion of 2009-10. Nineteen different Suns saw action in 2010-11, most since 2003-04. Overall, Phoenix used 17 different starting lineups, more than twice as many as the prior season.

The Suns' veteran pillars helped the club navigate a season of change and keep the team in contention for a playoff spot until the season's final month. **Steve Nash** turned in another stellar season, leading the league in assists for the fifth time in seven campaigns since returning to the Suns, and also leading the club in scoring. **Grant Hill** became only the seventh player in NBA history to average 13 points or more at the age of 38 or older, and also received votes for Defensive Player of the Year.

After signing a five-year deal in the offseason, **Channing Frye** averaged career highs in scoring and rebounding; **Jared Dudley**, who signed a contract extension five days into the season, also averaged career highs in both scoring and rebounding.

Acquired midseason, Gortat proved to be one of the best additions made by any team during 2010-11. The 27-year-old career backup had never averaged even 4.0 points for a season but averaged 13.0 points and 9.3 rebounds in 55 games with Phoenix, and set a Suns franchise record for double-doubles off the bench in a single season before earning a spot in the starting lineup in March.



FRONT ROW: Player Development Coach Nenad Trajkovic, Athletic Trainer Aaron Nelson, Strength Coach/ Assistant Athletic Trainer Mike Elliott, Equipment Manager Jay Gaspar, Assistant Athletic Trainer Tom Maystadt, Video Coordinator Elvic Valcarcel, Assistant Video Coordinator Nick U'Ren.

MIDDLE ROW: Assistant Coach/ Advance Scout Noel Gillespie, Assistant Coach Dan Majerle, Head Coach Alvin Gentry, Vince Carter, Zabian Dowdell, Aaron Brooks, Steve Nash, Jared Dudley, Mickael Pietrus, Assistant Coach Igor Kokoskov, Assistant Coach Bill Cartwright, Player Development Coach Corey Gaines.

BACK ROW: Grant Hill, Hakim Warrick, Marcin Gortat, Robin Lopez, Garret Siler, Channing Frye, Gani Lawal, Josh Childress.

TIME TORISE

DATE	OPPONENT	ATTEND.	SCORE	REC.	W/L	DATE	OPPONENT	ATTEND.	SCORE	REC.	W/L
10/26	@ PORTLAND	20,603	92-106	0-1	L	1/22	@ DETROIT	21,326	74-75	20-22	L
10/28	@ UTAH	19,911	110-94	1-1	W	1/24	@ PHILADELPHIA	14,881	95-105	20-23	L
10/29	L.A. LAKERS	18,422	106-114	1-2	L	1/26	CHARLOTTE	16,986	107-114	20-24	L
11/3	SAN ANTONIO	17,060	110-112	1-3	L	1/28	BOSTON	18,422	88-71	21-24	W
11/5	MEMPHIS	16,470	123-118**	2-3	W	1/30	NEW ORLEANS	17,921	104-102	22-24	W
11/7	@ ATLANTA	13,395	118-114	3-3	W	2/2	MILWAUKEE	16,422	92-77	23-24	W
11/8	@ MEMPHIS	10,786	99-109	3-4	L	2/4	OKLAHOMA CITY	16,274	107-111	23-25	L
11/12	SACRAMENTO	18,029	103-89	4-4	W	2/7	@ GOLDEN STATE	18,002	104-92	24-25	W
11/14	@ L.A. LAKERS	18,997	121-116	5-4	W	2/10	GOLDEN STATE	16,731	112-88	25-25	W
11/15	DENVER	17,774	100-94	6-4	W	2/11	@ UTAH	19,911	95-83	26-25	W
11/17	@ MIAMI	19,600	96-123	6-5	L	2/13	SACRAMENTO	17,798	108-113	26-26	L
11/18	@ ORLANDO	18,846	89-105	6-6	L	2/15	UTAH	16,874	102-101	27-26	W
11/20	@ CHARLOTTE	16,428	105-123	6-7	L	2/17	DALLAS	17,903	106-112	27-27	L
11/22	@ HOUSTON	15,080	123-116	7-7	W	2/23	ATLANTA	18,254	105-97	28-27	W
11/24	CHICAGO	18,422	115-123**	7-8	L	2/25	@ TORONTO	19,004	110-92	29-27	W
11/26	L.A. CLIPPERS	17,846	116-108	8-8	W	2/27	@ INDIANA	14,168	110-108*	30-27	W
11/28	@ DENVER	15,482	133-138	8-9	L	2/28	@ NEW JERSEY	15,836	104-103*	31-27	W
12/2	@ GOLDEN STATE	18,328	107-101	9-9	W	3/2	@ BOSTON	18,624	115-103	31-28	L
12/3	INDIANA	16,991	105-97	10-9	W	3/4	@ MILWAUKEE	15,011	102-88	32-28	W
12/5	WASHINGTON	17,430	125-108	11-9	W	3/6	@ OKLAHOMA CITY	18,203	118-122*	32-29	L
12/7	@ PORTLAND	20,151	99-106	11-10	L	3/8	HOUSTON	17,363	113-110	33-29	W
12/8	MEMPHIS	16,288	98-104*	11-11	L	3/10	DENVER	17,465	97-116	33-30	L
12/10	PORTLAND	17,284	94-101	11-12	L	3/13	ORLANDO	18,091	88-111	33-31	L
12/15	MINNESOTA	16,977	128-122	12-12	W	3/14	@ HOUSTON	16,262	93-95	33-32	L
12/17	@ DALLAS	20,406	91-106	12-13	L	3/16	@ NEW ORLEANS	13,758	95-100	33-33	L
12/19	@ OKLAHOMA CITY	18,203	113-110	13-13	W	3/18	GOLDEN STATE	18,422	108-97	34-33	W
12/20	@ SAN ANTONIO	18,581	110-118	13-14	L	3/20	@ L.A. CLIPPERS	19,060	108-99	35-33	W
12/23	MIAMI	18,422	83-95	13-15	L	3/22	@ L.A. LAKERS	18,997	137-139**	35-34	L
12/26	@ L.A. CLIPPERS	19,060	103-108	13-16	L	3/23	TORONTO	17,865	114-106	36-34	W
12/29	PHILADELPHIA	18,422	110-123	13-17	L	3/25	NEW ORLEANS	18,422	100-106	36-35	L
12/31	DETROIT	17,637	92-75	14-17	W	3/27	DALLAS	17,314	83-91	36-36	L
1/2	@ SACRAMENTO	12,500	89-94	14-18	L	3/29	@ SACRAMENTO	13,774	113-116	36-37	L
1/5	L.A. LAKERS	18,105	95-99	14-19	L	3/30	OKLAHOMA CITY	18,038	98-116	36-38	L
1/7	NEW YORK	17,621	96-121	14-20	L	4/1	L.A. CLIPPERS	18,422	111-98	37-38	W
1/9	CLEVELAND	17,031	108-100	15-20	W	4/3	@ SAN ANTONIO	18,581	97-114	37-39	L
1/11	@ DENVER	14,874	98-132	15-21	L	4/5	@ CHICAGO	21,873	94-97	37-40	L
1/12	NEW JERSEY	16,334	118-109*	16-21	W	4/6	@ MINNESOTA	16,113	108-98	38-40	W
1/14	PORTLAND	17,412	115-111	17-21	W	4/8	@ NEW ORLEANS	14,950	97-109	38-41	L
1/17	@ NEW YORK	19,763	129-121	18-21	W	4/10	@ DALLAS	20,355	90-115	38-42	L
1/19	@ CLEVELAND	20,562	106-98	19-21	W	4/11	MINNESOTA	17,485	135-127*	39-42	W
1/21	@ WASHINGTON	15,716	109-91	20-21	W	4/13	SAN ANTONIO	18,195	106-103	40-42	W

*Overtime

10-11 Final Statistics

PLAYER	G	GS	MIN	3 PT				FTM-FTA	PCT	REBOUNDS				TO	BLK	PTS	AVG
				FGM-FGA	PCT	FGM-FGA	PCT			OR-DR	TOT	AST	PF-DQ	STL			
RICHARDSON	25	25	796	183-389	.470	62-148	.419	55-72	.764	33-78	111	36	46-0	27	30	3	483-19.3
NASH	75	75	2497	399-811	.492	81-205	.395	227-249	.912	40-220	260	855	87-0	48	265	4	1106-14.7
CARTER	51	41	1387	264-625	.422	89-243	.366	72-98	.735	43-142	185	82	123-0	47	54	17	689-13.5
HILL	80	80	2409	399-825	.484	45-114	.395	213-257	.829	77-261	338	200	184-1	64	134	35	1056-13.2
FRYE	77	64	2541	358-829	.432	171-439	.390	89-107	.832	65-448	513	96	272-4	46	73	79	976-12.7
BROOKS	25	5	473	86-200	.430	22-67	.328	46-57	.807	9-18	27	104	46-0	13	44	1	240-9.6
DUDLEY	82	15	2140	300-629	.477	105-253	.415	162-218	.743	111-207	318	108	139-0	87	77	20	867-10.6
GORTAT	55	12	1636	294-522	.563	1-4	.250	128-175	.731	110-403	513	53	136-0	29	64	70	717-13.0
TURKOGU	25	16	630	85-193	.440	41-97	.423	26-36	.722	20-80	100	58	77-0	18	31	14	237-9.5
WARRICK	80	6	1416	228-446	.511	1-11	.091	212-294	.721	88-208	296	69	100-0	32	79	9	669-8.4
DRAGIC	48	2	856	133-316	.421	28-101	.277	59-97	.608	24-62	86	149	90-0	36	96	6	353-7.4
PIETRUS	38	4	689	98-250	.392	51-149	.342	36-51	.706	9-67	76	23	66-1	19	25	18	283-7.4
LOPEZ	67	56	991	179-357	.501	0-0	—	74-100	.740	82-134	216	8	143-1	18	48	45	432-6.4
DOWDELL	24	0	292	51-125	.408	3-10	.300	16-17	.941	5-15	20	51	30-0	20	29	2	121-5.0
CHILDRESS	54	3	894	121-214	.565	1-16	.063	29-59	.492	69-86	155	42	68-0	33	44	23	272-5.0
CLARK	9	0	72	12-31	.387	0-0	—	5-10	.500	4-13	17	4	6-0	1	2	3	29-3.2
BARRON	12	6	183	12-51	.235	0-0	—	12-20	.600	16-24	40	4	32-1	6	11	4	36-3.0
SILER	21	0	101	17-31	.548	0-0	—	11-22	.500	16-12	28	3	20-0	1	10	4	45-2.1
LAWAL	1	0	2	0-0	—	0-0	—	0-0	—	0-0	0	0	1-0	0	0	0	0-0.0
SUNS	82	-	20005	3219-6844	.470	701-1857	.377	1472-1939	.759	821-2478	3299	1945	1666-8	545	1169	357	8611-105.0
OPPONENTS	82	-	20005	3309-7018	.472	585-1595	.367	1481-1964	.754	985-2647	3632	1890	1740-15	644	1189	356	8684-105.9

Season
Review

11-12

RECORD

33-33

A season shortened by a 149-day lockout began Christmas Day with low outside expectations for the Phoenix Suns, but the resilient squad persevered and used a strong second half to keep itself in the playoff chase until the season's final days.

An abbreviated training camp and preseason contributed to a slow start for the Suns, who lost on an opening-night buzzer beater at home and then struggled to a 12-19 (.387) start and a 14-20 (.412) record at the All-Star break. A compact schedule that featured 66 games in 121 days and two back-to-back-to-back sets did not make things any easier. But, led by veterans **Steve Nash** and **Grant Hill**, and returning contributors **Marcin Gortat**, **Jared Dudley** and **Channing Frye**, the team never splintered, winning nine of its first 11 contests after the break and compiling a 19-13 (.594) post-All-Star record.

Phoenix got itself back into the thick of the playoff chase despite a March injury to Hill, thanks to offseason additions **Shannon Brown**, **Sebastian Telfair** and **Michael Redd**, each of whom were key contributors down the stretch. The Suns tracked down Houston, Minnesota and Golden State in the standings but were eliminated in a road loss to eventual eighth seed Utah in the season's penultimate game, ending Phoenix's bid to become the first NBA team since the 1996-97 Suns to earn a playoff berth after entering the All-Star break six or more games under .500.

The Suns finished .500 or better for the third time in four seasons under **Alvin Gentry** and for the seventh time in eight seasons of **Robert Sarver's** ownership. Nash earned his eighth career All-Star berth and his sixth as a Sun, tying **Walter Davis** for the most in franchise history. On Feb. 1, Nash passed Kevin Johnson to become the all-time franchise leader in assists. Gortat had a breakout year in his first full season in Phoenix, leading the club in scoring, rebounding and blocks, and joining All-Star starters Dwight Howard and Andrew Bynum as the only NBA players to average at least 15 points, 10 boards and 1.5 blocks in 2011-12. **Markieff Morris**, selected by the Suns with the 13th overall pick, had the best statistical campaign by a Suns rookie since Amar'e Stoudemire and was selected to participate in the Rising Stars Challenge at All-Star Weekend in Orlando.

The Suns organization gave its highest honor to **John MacLeod**, the winningest head coach in franchise history, inducting him into the Ring of Honor on April 18.



FRONT ROW: Assistant Video Coordinator Nick U'Ren, Strength and Conditioning Coach/Assistant Athletic Trainer Mike Elliott, Assistant Athletic Trainer Tom Maystadt, Equipment Manager Jay Gaspar, Video Coordinator Elvis Valcarcel

MIDDLE ROW: Athletic Trainer Aaron Nelson, Assistant Coach Elston Turner, Assistant Coach Dan Majerle, Head Coach Alvin Gentry, Michael Redd, Sebastian Telfair, Steve Nash, Shannon Brown, Ronnie Price, Assistant Coach Bill Cartwright, Assistant Coach Igor Kokoskov, Player Development Coach Corey Gaines, Assistant Coach Noel Gillespie

BACK ROW: Jared Dudley, Josh Childress, Hakim Warrick, Channing Frye, Robin Lopez, Marcin Gortat, Markieff Morris, Grant Hill

TIME TORISE

DATE	OPPONENT	ATTEND.	SCORE	REC.	W/L	DATE	OPPONENT	ATTEND.	SCORE	REC.	W/L
12/26	NEW ORLEANS	17,776	84-85	0-1	L	2/22	GOLDEN STATE	14,558	104-106	14-20	L
12/28	PHILADELPHIA	16,360	83-103	0-2	L	3/1	MINNESOTA	15,071	104-95	15-20	W
12/30	@ NEW ORLEANS	15,790	93-78	1-2	W	3/2	L.A. CLIPPERS	18,091	81-78	16-20	W
12/31	@ OKLAHOMA CITY	18,203	97-107	1-3	L	3/4	SACRAMENTO	15,026	96-88	17-20	W
1/2	GOLDEN STATE	14,793	102-91	2-3	W	3/7	@ OKLAHOMA CITY	18,203	104-115	17-21	L
1/4	@ DALLAS	19,885	89-98	2-4	L	3/8	DALLAS	15,498	96-94	18-21	W
1/6	PORTLAND	16,235	102-77	3-4	W	3/10	MEMPHIS	16,350	98-91	19-21	W
1/8	MILWAUKEE	13,420	109-93	4-4	W	3/12	MINNESOTA	14,568	124-127	19-22	L
1/10	@ L.A. LAKERS	18,997	83-99	4-5	L	3/14	UTAH	14,076	120-111	20-22	W
1/12	CLEVELAND	14,636	90-101	4-6	L	3/15	@ L.A. CLIPPERS	19,060	91-87	21-22	W
1/13	NEW JERSEY	15,191	103-110	4-7	L	3/16	DETROIT	17,148	109-101	22-22	W
1/15	@ SAN ANTONIO	18,581	91-102	4-8	L	3/18	HOUSTON	15,645	99-86	23-22	W
1/17	@ CHICAGO	21,347	97-118	4-9	L	3/20	@ MIAMI	20,212	95-99	23-23	L
1/18	@ NEW YORK	19,763	91-88	5-9	W	3/21	@ ORLANDO	18,930	93-103	23-24	L
1/20	@ BOSTON	18,624	79-71	6-9	W	3/23	@ INDIANA	14,786	113-111	24-24	W
1/23	@ DALLAS	19,944	87-93	6-10	L	3/25	@ CLEVELAND	17,307	108-83	25-24	W
1/24	TORONTO	15,404	96-99	6-11	L	3/27	SAN ANTONIO	16,573	100-107	25-25	L
1/27	@ PORTLAND	20,664	71-109	6-12	L	3/28	@ L.A. CLIPPERS	19,060	86-103	25-26	L
1/28	MEMPHIS	14,903	86-84	7-12	W	4/1	NEW ORLEANS	15,753	92-75	26-26	W
1/30	DALLAS	13,132	99-122	7-13	L	4/3	@ SACRAMENTO	12,462	109-100	27-26	W
2/1	@ NEW ORLEANS	13,598	120-103	8-13	W	4/4	@ UTAH	19,911	107-105	28-26	W
2/3	@ HOUSTON	15,941	81-99	8-14	L	4/6	@ DENVER	19,155	99-105	28-27	L
2/4	CHARLOTTE	14,928	95-89	9-14	W	4/7	L.A. LAKERS	18,237	125-105	29-27	W
2/6	@ ATLANTA	11,823	99-90	10-14	W	4/9	@ MINNESOTA	17,274	114-90	30-27	W
2/7	@ MILWAUKEE	13,203	107-105	11-14	W	4/11	@ MEMPHIS	15,239	93-104	30-28	L
2/9	HOUSTON	16,122	89-96	11-15	L	4/13	@ HOUSTON	18,223	112-105	31-28	W
2/11	@ SACRAMENTO	16,964	98-84	12-15	W	4/14	@ SAN ANTONIO	18,581	91-105	31-29	L
2/13	@ GOLDEN STATE	19,106	96-102	12-16	L	4/16	PORTLAND	15,322	125-107	32-29	W
2/14	@ DENVER	17,873	92-109	12-17	L	4/18	OKLAHOMA CITY	14,873	97-109	32-30	L
2/15	ATLANTA	15,392	99-101	12-18	L	4/19	L.A. CLIPPERS	14,644	93-90	33-30	W
2/17	@ L.A. LAKERS	18,997	99-111	12-19	L	4/21	DENVER	15,877	107-118	33-31	L
2/19	L.A. LAKERS	18,023	102-90	13-19	W	4/24	@ UTAH	19,911	88-100	33-32	L
2/20	WASHINGTON	13,921	104-88	14-19	W	4/25	SAN ANTONIO	17,172	106-110	33-33	L

11-12 Final Statistics

PLAYER	G	GS	MIN	FGM-FGA	PCT	3 PT		FTM-FTA	PCT	REBOUNDS		AST	PF	DQ	STL	TO	BLK	PTS	AVG
						FGM-FGA	PCT			OR-DR	TOT								
GORTAT	66	66	2114	427-769	.555	0-2	.000	163-251	.649	185-474	659	59	142-1	48	90	99		1017-15.4	
DUDLEY	65	60	2020	312-643	.485	80-209	.383	119-164	.726	95-206	301	112	107-0	49	72	19		823-12.7	
NASH	62	62	1961	295-555	.532	55-141	.390	127-142	.894	26-160	186	664	53-0	38	229	8		772-12.5	
BROWN	59	19	1400	251-598	.420	68-188	.362	80-99	.808	38-119	157	69	66-0	44	64	15		650-11.0	
FRYE	64	59	1669	255-613	.416	91-263	.346	73-82	.890	71-308	379	88	176-0	42	63	70		674-10.5	
HILL	49	46	1378	201-451	.446	14-53	.264	83-109	.761	29-142	171	107	88-0	41	65	29		499-10.2	
REDD	51	2	770	144-360	.400	42-132	.318	88-111	.793	14-63	77	33	29-0	13	37	0		418-8.2	
MORRIS	63	7	1227	174-436	.399	43-124	.347	76-106	.717	69-210	279	65	179-2	41	70	42		467-7.4	
WARRICK	35	0	503	74-180	.411	1-10	.100	76-99	.768	31-61	92	30	35-0	8	36	3		225-6.4	
TELFAIR	60	1	895	141-342	.412	33-105	.314	53-67	.791	20-71	91	138	120-0	41	68	12		368-6.1	
LOPEZ	64	0	895	124-269	.461	0-0	—	100-140	.714	90-119	209	20	128-1	18	43	60		348-5.4	
PRICE	36	8	517	49-130	.377	13-44	.295	20-25	.800	18-38	56	67	72-0	34	46	3		131-3.6	
CHILDRESS	34	0	491	48-99	.485	4-24	.167	0-2	.000	31-64	95	34	38-0	14	9	6		100-2.9	
SUNS	66	-	15840	2495-5445	.458	444-1295	.343	1058-1397	.757	717-2035	2752	1486	1233-4	431	928	366		6492-98.4	
OPPONENTS	66	-	15840	2505-5510	.455	398-1131	.352	1100-1444	.762	802-2064	2866	1416	1293-3	526	929	288		6508-98.6	

Season
Review

12-13

RECORD

25-57

The Phoenix Suns experienced an up-and-down season including a coaching change, with the club ultimately finishing with a 25-57 (.305) record. A highlight of the season illustrated the success of the franchise throughout its existence as the Suns won their 2000th game, reaching the milestone in the fourth fewest amount of games in NBA history.

A busy 2012 offseason saw the Suns sign free agents **Goran Dragic**, **Michael Beasley**, **P.J. Tucker** and make the winning amnesty bid on veteran **Luis Scola**. Phoenix also acquired 2012 first-round draft pick **Kendall Marshall**. A midseason trade with Houston added 2011 first-round pick **Marcus Morris** to the roster, joining his twin brother **Markieff Morris**.

The Suns opened the season 4-4 through eight games, but struggled to a 13-28 start which led to the team parting ways with head coach **Alvin Gentry** on Jan. 20. **Lindsey Hunter** replaced Gentry as interim head coach and remained at the helm through the end of the season. The Suns would finish with a 12-29 mark following the coaching change.

On Jan. 12 at Chicago, the Suns topped the Bulls 97-81 to notch the franchise's 2000th career victory. By reaching the 2000-win plateau in just 3599 games, Phoenix became the fourth fastest team in NBA history to reach 2000, with only Boston, the L.A. Lakers and Philadelphia doing so in fewer games.

Phoenix also made history on Feb. 22 as the Morris twins both played against the Celtics, joining the Suns' **Dick** and **Tom Van Arsdale** in 1976-77 as the second set of twins to team together in an NBA game. On March 8, the Morris brothers became the first twin teammates to both start in the game.

The 2012-13 season featured the breakthrough of Dragic as he led the Suns in points, assists and steals, and was one of just four players in the NBA to average at least 14.0 points, 7.0 assists and 1.50 steals. Tucker also emerged as a fan favorite due to his hard-nosed style of play, winning the 2012-13 Dan Majerle Hustle Award after returning to the NBA following five seasons playing internationally.



FRONT ROW: Head Athletic Trainer Aaron Nelson, Assistant Video Coordinator Nick U'Ren, Assistant Athletic Trainer Tom Maystadt, Strength and Conditioning Coach/Assistant Athletic Trainer Mike Elliott, Equipment Manager Jay Gaspar, Performance Recovery Consultant Tyler Wallace, Video Coordinator Elvis Valcarcel, Basketball Operations Intern Chris Darnell
MIDDLE ROW: Assistant Coach Noel Gillespie, Assistant Coach Igor Kokoskov, Head Coach Lindsey Hunter, Kendall Marshall, P.J. Tucker, Jared Dudley, Goran Dragic, Diante Garrett, Shannon Brown, Assistant Coach Dan Panaggio, Player Development Coach Corey Gaines, Player Development Coach Ralph Sampson
BACK ROW: Michael Beasley, Markieff Morris, Jermaine O'Neal, Channing Frye, Marcin Gortat, Hamed Haddadi, Luis Scola, Wesley Johnson, Marcus Morris

TIME TORISE

DATE	OPPONENT	ATTEND.	SCORE	REC.	W/L	DATE	OPPONENT	ATTEND.	SCORE	REC.	W/L
10/31	GOLDEN STATE	15,678	85-87	0-1	L	1/23	@ SACRAMENTO	12,741	106-96	14-28	W
11/2	DETROIT	15,107	92-89	1-1	W	1/24	L.A. CLIPPERS	16,017	93-88	15-28	W
11/4	@ ORLANDO	17,022	94-115	1-2	L	1/26	@ SAN ANTONIO	18,581	99-108	15-29	L
11/5	@ MIAMI	19,600	99-124	1-3	L	1/27	@ DALLAS	20,305	95-110	15-30	L
11/7	@ CHARLOTTE	13,905	117-110	2-3	W	1/30	L.A. LAKERS	17,184	92-86	16-30	W
11/9	CLEVELAND	15,236	107-105	3-3	W	2/1	DALLAS	16,304	99-109	16-31	L
11/10	@ UTAH	19,100	81-94	3-4	L	2/2	@ GOLDEN STATE	19,596	93-113	16-32	L
11/12	DENVER	14,060	110-100	4-4	W	2/5	@ MEMPHIS	14,933	96-90	17-32	W
11/14	CHICAGO	15,305	106-112*	4-5	L	2/6	@ NEW ORLEANS	12,148	84-93	17-33	L
11/16	@ L.A. LAKERS	18,997	102-114	4-6	L	2/8	@ OKLAHOMA CITY	18,203	96-127	17-34	L
11/17	MIAMI	16,840	88-97	4-7	L	2/10	OKLAHOMA CITY	16,773	69-97	17-35	L
11/21	PORTLAND	14,263	114-87	5-7	W	2/12	@ L.A. LAKERS	18,997	85-91	17-36	L
11/23	NEW ORLEANS	14,020	111-108*	6-7	W	2/19	@ PORTLAND	20,499	102-98	18-36	W
11/25	@ PHILADELPHIA	14,518	101-104	6-8	L	2/20	@ GOLDEN STATE	19,596	98-108	18-37	L
11/27	@ CLEVELAND	13,687	91-78	7-8	W	2/22	BOSTON	18,422	88-113	18-38	L
11/28	@ DETROIT	10,517	77-117	7-9	L	2/24	SAN ANTONIO	14,923	87-97	18-39	L
11/30	@ TORONTO	18,246	97-101	7-10	L	2/26	MINNESOTA	14,973	84-83	19-39	W
12/2	@ NEW YORK	19,033	99-106	7-11	L	2/27	@ SAN ANTONIO	17,573	105-101	20-39	W
12/4	@ MEMPHIS	14,481	98-108*	7-12	L	3/1	ATLANTA	15,269	92-87	21-39	W
12/6	DALLAS	17,517	94-97	7-13	L	3/6	TORONTO	13,173	71-98	21-40	L
12/8	@ L.A. CLIPPERS	19,060	99-117	7-14	L	3/8	@ SACRAMENTO	13,501	112-121	21-41	L
12/9	ORLANDO	13,565	90-98	7-15	L	3/9	HOUSTON	16,734	107-105	22-41	W
12/12	MEMPHIS	13,093	82-80	8-15	W	3/11	DENVER	15,597	93-108	22-42	L
12/14	UTAH	14,182	99-84	9-15	W	3/13	@ HOUSTON	18,132	81-111	22-43	L
12/17	SACRAMENTO	13,068	101-99	10-15	W	3/15	@ ATLANTA	14,282	94-107	22-44	L
12/19	CHARLOTTE	13,308	121-104	11-15	W	3/16	@ WASHINGTON	16,882	105-127	22-45	L
12/22	@ PORTLAND	19,746	93-96	11-16	L	3/18	L.A. LAKERS	17,102	99-76	23-45	W
12/23	L.A. CLIPPERS	14,741	77-103	11-17	L	3/20	WASHINGTON	14,819	79-88	23-46	L
12/26	NEW YORK	15,153	97-99	11-18	L	3/22	MINNESOTA	16,155	86-117	23-47	L
12/28	@ INDIANA	15,288	91-97	11-19	L	3/24	BROOKLYN	14,800	100-102	23-48	L
12/29	@ MINNESOTA	19,356	107-111	11-20	L	3/27	@ UTAH	16,949	88-103	23-49	L
12/31	@ OKLAHOMA CITY	18,203	96-114	11-21	L	3/28	SACRAMENTO	15,086	103-117	23-50	L
1/2	PHILADELPHIA	16,034	95-89	12-21	W	3/30	INDIANA	17,090	104-112	23-51	L
1/4	UTAH	14,874	80-87	12-22	L	4/3	@ L.A. CLIPPERS	19,137	101-126	23-52	L
1/6	MEMPHIS	13,197	81-92	12-23	L	4/5	GOLDEN STATE	18,422	107-111	23-53	L
1/8	@ MILWAUKEE	13,104	99-108	12-24	L	4/7	NEW ORLEANS	16,780	92-95	23-54	L
1/9	@ BOSTON	18,624	79-87	12-25	L	4/9	@ HOUSTON	16,673	98-101	23-55	L
1/11	@ BROOKLYN	16,272	79-99	12-26	L	4/10	@ DALLAS	19,725	102-91	24-55	W
1/12	@ CHICAGO	21,874	97-81	13-26	W	4/13	@ MINNESOTA	16,701	93-105	24-56	L
1/14	OKLAHOMA CITY	14,951	90-102	13-27	L	4/15	HOUSTON	17,135	119-112	25-56	W
1/17	MILWAUKEE	15,963	94-98	13-28	L	4/17	@ DENVER	17,539	98-118	25-57	L

*Overtime

12-13 Final Statistics

PLAYER	G	GS	MIN	3 PT						REBOUNDS						AST	PF-DQ	STL	TO	BLK	PTS-AVG
				FGM	FGA	PCT	FTM	FTA	PCT	OR-DR	TOT	AST	PF-DQ	STL	TO						
DRAGIC	77	77	2581	401-906	.443	88-276	.319	244-326	.748	60-178	238	569	214-1	124	212	26	1134-14.7				
SCOLA	82	67	2184	432-915	.472	3-16	.188	181-230	.787	158-383	541	182	257-6	67	126	35	1048-12.8				
GORTAT	61	61	1876	295-566	.521	0-3	.000	90-138	.652	128-388	516	75	127-0	40	99	98	680-11.1				
DUDLEY	79	50	2170	313-669	.468	106-271	.391	129-162	.796	79-166	245	203	128-0	75	101	8	861-10.9				
BROWN	59	22	1402	240-571	.420	39-141	.277	98-125	.784	44-105	149	108	92-0	59	74	15	617-10.5				
BEASLEY	75	20	1554	310-766	.405	45-144	.313	94-126	.746	52-230	282	111	107-0	31	144	34	759-10.1				
O'NEAL	55	4	1029	179-371	.482	0-0	—	96-115	.835	82-211	293	42	126-0	19	73	78	454-8.3				
MARK MORRIS	82	32	1837	266-653	.407	45-134	.336	93-127	.732	131-265	396	108	209-3	77	104	64	670-8.2				
JOHNSON	50	21	953	161-396	.407	50-155	.323	27-35	.771	21-102	123	34	56-0	22	48	18	399-8.0				
MARC MORRIS	23	6	370	51-126	.405	12-39	.308	17-42	.405	17-41	58	15	40-0	18	24	4	131-5.7				
TUCKER	79	45	1910	210-444	.473	22-70	.314	64-86	.744	132-218	350	109	145-1	62	67	19	506-6.4				
TELFAIR	46	2	795	94-247	.381	43-113	.381	44-57	.772	12-56	68	114	84-0	28	53	10	275-6.0				
MARSHALL	48	3	702	56-151	.371	23-73	.315	8-14	.571	4-38	42	143	48-0	22	57	4	143-3.0				
HADDADI	17	0	235	28-61	.459	0-0	—	13-25	.520	33-54	87	8	45-0	5	27	21	69-4.1				
GARRETT	19	0	149	16-49	.327	3-15	.200	5-10	.500	5-10	15	31	5-0	10	16	0	40-2.1				
ZELLER	16	0	58	9-26	.346	1-5	.200	0-0	—	1-9	10	3	5-0	0	0	0	19-1.2				
SUNS	82	-	19805	3061-6917	.443	480-1455	.330	1203-1618	.744	959-2454	3413	1855	1688-11	659	1278	434	7805-95.2				
OPPONENTS	82	-	19805	3181-6771	.470	568-1464	.388	1405-1855	.757	958-2598	3556	1870	1511-4	684	1258	421	8335-101.6				

Season Review 13-14

RECORD

48-34

Despite pundits forecasting the team to finish near the bottom of the league prior to the season, the Suns were the story of the NBA, finishing with a 48-34 (.585) record and staying in the midst of a furious chase for the Western Conference playoffs until the season's final days. Phoenix finished one game back of the No. 8 seed in the West and tied for the second-most victories without making the postseason in league history.

In former Suns' All-Star **Jeff Hornacek's** first season as an NBA head coach he led the team to the league's biggest turnaround in 2013-14, improving to 48 wins after winning 25 games in 2012-13. Seven of the Suns' eight leading scorers averaged career-highs in points as the team featured a wide-open attack that led the NBA in fast break points.

The Suns' attack was led by offseason acquisitions **Eric Bledsoe**, **Gerald Green** and **Miles Plumlee** as well as **Goran Dragic**, **P.J. Tucker**, and **Marcus** and **Markieff Morris**. **Channing Frye** returned and started all 82 games after missing the entire 2012-13 season with a dilated cardiomyopathy.

The emergence of Dragic was especially vital to the Suns' success as the Dragon won the NBA Most Improved Player Award and earned All-NBA Third Team honors after becoming just the fourth player in league history to average at least 20 points and five assists while shooting over 50 percent from the field and 40 percent from behind the arc, joining LeBron James, Larry Bird and his head coach, Hornacek. Green (fourth) and Markieff Morris (tenth) also enjoyed breakthrough seasons as both finished in the top ten of balloting for NBA Most Improved Player along with Dragic.

Hornacek, who orchestrated what tied for the third biggest season-to-season turnaround in Suns history, earned Western Conference Coach of the Month honors for December after leading the team to a 10-3 record and in doing so became the first person in NBA history to win both Coach of the Month and Player of the Month (December 1991) honors with the same team.



FRONT ROW: Assistant Equipment Manager Eric Hallman, Assistant Athletic Trainer/Rehabilitation Coordinator Tom Maystadt, Athletic Trainer/Performance & Recovery Specialist Adam Annaccone, Athletic Trainer/Head Strength & Conditioning Coach Mike Elliott, Equipment Manager Jay Gaspar, Vice President of Athlete Care/Head Athletic Trainer Aaron Nelson, Video Coordinator Nick U'Ren, Assistant Video Coordinator Bret Burchard, Video Intern Josh Broghamer, Basketball Operations Intern Chris Darnell
MIDDLE ROW: Player Development Coach Irving Roland, Assistant Coach Mark West, Assistant Coach Jerry Sichting, Head Coach Jeff Hornacek, Archie Goodwin, Eric Bledsoe, Goran Dragic, Ish Smith, Leandro Barbosa, Assistant Coach Mike Longabardi, General Manager Ryan McDonough, Assistant Coach Kenny Gattison, Player Development Coach Corey Gaines
BACK ROW: Dionte Christmas, Gerald Green, Marcus Morris, Markieff Morris, Channing Frye, Alex Len, Miles Plumlee, Shavlik Randolph, P.J. Tucker

TIME TORISE

DATE	OPPONENT	ATTEND.	SCORE	REC.	W/L	DATE	OPPONENT	ATTEND.	SCORE	REC.	W/L
10/30	PORTLAND	17,208	104-91	1-0	W	1/24	WASHINGTON	16,198	95-101	24-18	L
11/1	UTAH	14,662	87-84	2-0	W	1/26	@CLEVELAND	15,872	99-90	25-18	W
11/3	@OKLAHOMA CITY	18,203	96-103	2-1	L	1/27	@PHILADELPHIA	10,793	124-113	26-18	W
11/5	@NEW ORLEANS	13,404	104-98	3-1	W	1/29	@MILWAUKEE	11,175	126-117	27-18	W
11/6	@SAN ANTONIO	17,870	96-99	3-2	L	1/30	@INDIANA	16,541	102-94	28-18	W
11/8	DENVER	15,145	114-103	4-2	W	2/1	CHARLOTTE	16,248	105-95	29-18	W
11/10	NEW ORLEANS	13,154	101-94	5-2	W	2/4	CHICAGO	16,636	92-101	29-19	L
11/13	@PORTLAND	19,537	89-90	5-3	L	2/5	@HOUSTON	18,217	108-122	29-20	L
11/15	BROOKLYN	15,984	98-100*	5-4	L	2/8	GOLDEN STATE	17,846	122-109	30-20	W
11/19	@SACRAMENTO	14,626	104-107	5-5	L	2/11	MIAMI	17,927	97-103	30-21	L
11/20	SACRAMENTO	12,705	106-113	5-6	L	2/18	@DENVER	16,461	112-107*	31-21	W
11/22	@CHARLOTTE	14,916	98-91	6-6	W	2/19	BOSTON	16,135	100-94	32-21	W
11/24	@ORLANDO	15,785	104-96	7-6	W	2/21	SAN ANTONIO	18,422	106-85	33-21	W
11/25	@MIAMI	19,758	92-107	7-7	L	2/23	HOUSTON	15,510	112-115	33-22	L
11/27	PORTLAND	12,731	120-106	8-7	W	2/25	MINNESOTA	16,273	101-110	33-23	L
11/29	@UTAH	18,435	112-101	9-7	W	2/26	@UTAH	19,639	86-109	33-24	L
11/30	UTAH	12,957	104-112	9-8	L	2/28	NEW ORLEANS	16,578	116-104	34-24	W
12/3	@MEMPHIS	15,069	91-110	9-9	L	3/2	ATLANTA	16,759	129-120	35-24	W
12/4	@HOUSTON	18,151	97-88	10-9	W	3/4	L.A. CLIPPERS	15,068	96-104	35-25	L
12/6	TORONTO	12,672	106-97	11-9	W	3/6	OKLAHOMA CITY	17,816	128-122	36-25	W
12/10	@L.A. LAKERS	18,997	114-108	12-9	W	3/9	@GOLDEN STATE	19,596	107-113	36-26	L
12/13	SACRAMENTO	14,128	116-107	13-9	W	3/10	@L.A. CLIPPERS	19,226	105-112	36-27	L
12/15	GOLDEN STATE	14,393	106-102	14-9	W	3/12	CLEVELAND	17,902	101-110	36-28	L
12/18	SAN ANTONIO	13,661	101-108	14-10	L	3/14	@BOSTON	18,624	87-80	37-28	W
12/20	@DENVER	15,974	103-99	15-10	W	3/16	@TORONTO	18,717	121-113	38-28	W
12/21	DALLAS	15,241	123-108	16-10	W	3/17	@BROOKLYN	17,401	95-108	38-29	L
12/23	L.A. LAKERS	14,814	117-90	17-10	W	3/19	ORLANDO	17,508	109-93	39-29	W
12/27	@GOLDEN STATE	19,596	86-115	17-11	L	3/21	DETROIT	18,422	98-92	40-29	W
12/28	PHILADELPHIA	15,623	115-101	18-11	W	3/23	@MINNESOTA	17,866	127-120	41-29	W
12/30	@L.A. CLIPPERS	19,278	107-88	19-11	W	3/24	@ATLANTA	12,240	102-95	42-29	W
1/2	MEMPHIS	14,844	91-99	19-12	L	3/26	@WASHINGTON	18,805	99-93	43-29	W
1/4	MILWAUKEE	14,344	116-100	20-12	W	3/28	NEW YORK	17,106	112-88	44-29	W
1/7	@CHICAGO	21,181	87-92	20-13	L	3/30	@L.A. LAKERS	18,355	99-115	44-30	L
1/8	@MINNESOTA	12,202	104-103	21-13	W	4/2	L.A. CLIPPERS	16,091	108-112	44-31	L
1/10	@MEMPHIS	17,049	99-104	21-14	L	4/4	@PORTLAND	20,089	109-93	45-31	W
1/11	@DETROIT	15,224	108-110	21-15	L	4/6	OKLAHOMA CITY	18,422	122-115	46-31	W
1/13	@NEW YORK	19,812	96-98*	21-16	L	4/9	@NEW ORLEANS	16,256	94-88	47-31	W
1/15	L.A. LAKERS	16,022	121-114	22-16	W	4/11	@SAN ANTONIO	18,581	104-112	47-32	L
1/17	DALLAS	16,486	107-110	22-17	L	4/12	@DALLAS	20,413	98-101	47-33	L
1/19	DENVER	16,211	117-103	23-17	W	4/14	MEMPHIS	18,422	91-97	47-34	L
1/22	INDIANA	16,465	124-100	24-17	W	4/16	@SACRAMENTO	17,317	104-99	48-34	W

*Overtime

13-14 Final Statistics

PLAYER	G	GS	MIN	3 PT						REBOUNDS						TO	BLK	PTS	PTS-AVG			
				FGM	FGM-FGA	PCT	FTM	FGM-FGA	PCT	FTM-FTA	PCT	OR-DR	TOT	AST	PF-DQ					STL		
DRAGIC	76	75	2668	552	1093	.505	122	299	.408	316	416	.760	69	176	245	447	206-1	104	213	22	1542	20.3
BLEDSE	43	40	1416	265	556	.477	50	140	.357	183	237	.772	27	175	202	235	99-0	69	143	14	763	17.7
GREEN	82	48	2330	448	1006	.445	204	510	.400	195	230	.848	48	227	275	122	220-3	70	145	42	1295	15.8
MARK MORRIS	81	0	2153	411	845	.486	34	108	.315	259	327	.792	139	346	485	144	232-2	68	147	51	1115	13.8
FRYE	82	82	2312	336	778	.432	160	432	.370	78	95	.821	73	343	416	98	245-1	60	89	63	910	11.1
MARC MORRIS	82	1	1800	288	651	.442	99	260	.381	121	159	.761	84	235	319	88	157-0	72	95	18	796	9.7
TUCKER	81	81	2490	265	615	.431	74	191	.387	156	201	.776	161	368	529	141	204-2	110	102	23	760	9.4
PLUMLEE	80	79	1964	286	553	.517	0	0	—	74	132	.561	198	428	626	43	185-2	50	111	90	646	8.1
BARBOSA	20	0	368	56	131	.427	7	25	.280	31	39	.795	5	32	37	32	30-0	7	19	4	150	7.5
GOODWIN	52	0	533	76	167	.455	5	36	.139	37	55	.673	25	62	87	20	45-0	20	44	11	194	3.7
SMITH	70	1	1007	119	281	.423	1	23	.043	22	39	.564	31	98	129	179	66-0	49	65	13	261	3.7
CHRISTMAS	31	0	198	22	62	.355	9	31	.290	18	24	.750	13	25	38	8	19-0	2	6	3	71	2.3
LEN	42	3	362	33	78	.423	0	0	—	20	31	.645	39	60	99	4	68-0	4	26	18	86	2.0
RANDOLPH	14	0	95	7	14	.500	0	0	—	6	11	.545	7	18	25	1	15-0	3	5	1	20	1.4
KRAVTSOV	20	0	59	8	15	.533	0	0	—	4	8	.500	9	8	17	1	7-0	0	6	1	20	1.0
SUNS	82		19755	3172	6845	.463	765	2055	.372	1520	2004	.758	928	2601	3529	1563	1798-11	688	1258	374	8629	105.2
OPPONENTS	82		19755	3118	6840	.456	556	1632	.341	1621	2115	.766	926	2586	3512	1664	1749-10	613	1258	332	8413	102.6

Season Review 14-15

RECORD

39-43

Following a number of midseason transactions that saw several changes in the team's rotation following the All-Star break, the Suns remained in the thick of the playoff race into the season's final month before ultimately finishing shy of .500 at 39-43 (.476) in Head Coach **Jeff Hornacek's** second season.

Phoenix made six trades during the season, notably adding **Brandon Knight**, who earned All-Star consideration with the Milwaukee Bucks prior to becoming a Sun, as well as **Brandon Wright**, who once again was among the league's best in field goal percentage and blocks per minute. Among the season's highlights were the continued improvement of **Eric Bledsoe** who averaged a team-high 17.0 points in addition to career-highs of 6.1 assists and 5.2 rebounds, and the emergence of **Alex Len** as one of the league's top shot blockers in his second season. **Markieff Morris** and **Marcus Morris** each had career seasons with Markieff averaging career-bests of 15.3 points and 6.2 rebounds while Marcus averaged career-highs of 10.4 points and 4.8 rebounds.

The Suns went 16-6 over a 22-game stretch that extended from mid-December to late-January to reach a season high of eight games over .500 at 28-20 on Jan. 30. Phoenix would then drop five of six games heading into the All-Star break before making three deals at the trade deadline, re-shaping their rotation. A four-game winning streak put the Suns at 38-33 on March 22, but ultimately injuries to Knight, who was limited to 11 games with Phoenix following his trade, and Len, who missed the season's final seven games, proved too much to overcome as the Suns faded after only being three games out of a playoff spot with 10 games remaining on their schedule.



FRONT ROW: Assistant Video Coordinator/Player Development Assistant Chris Darnell, Video Coordinator Bret Burchard, Equipment Manager Jay Gaspar, Head Strength and Conditioning Coach/Athletic Trainer Mike Elliott, Assistant Athletic Trainer/Rehabilitation Coordinator Tom Maystadt, Vice President, Athlete Care/Head Athletic Trainer Aaron Nelson, Athletic Trainer/Performance & Recovery Specialist Adam Annaccone, Assistant Equipment Manager Eric Hallman, Assistant Video Coordinator Ross Geiger

MIDDLE ROW: Player Development Coach Irving Roland, Assistant Coach Mark West, Head Coach Jeff Hornacek, Gerald Green, Archie Goodwin, Brandon Knight, Eric Bledsoe, Seth Curry, Marcus Thornton, Assistant Coach Jerry Sichting, Assistant Coach Mike Longabardi, Player Development Coach Corey Gaines, Assistant Coach Kenny Gattison

BACK ROW: Reggie Bullock, Danny Granger, Markieff Morris, Earl Barron, Alex Len, Brandon Wright, Marcus Morris, T.J. Warren, P.J. Tucker

TIME TORISE

DATE	OPPONENT	ATTEND.	SCORE	REC.	W/L	DATE	OPPONENT	ATTEND.	SCORE	REC.	W/L
10/29	L.A. LAKERS	17,523	119-99	1-0	W	1/16	MINNESOTA	17,441	110-99	24-18	W
10/31	SAN ANTONIO	15,050	94-89	2-0	W	1/19	L.A. LAKERS	17,435	115-100	25-18	W
11/1	@UTAH	17,721	91-118	2-1	L	1/21	PORTLAND	16,703	118-113	26-18	W
11/4	@L.A. LAKERS	18,997	112-106	3-1	W	1/23	HOUSTON	16,701	111-113	26-19	L
11/5	MEMPHIS	15,377	91-102	3-2	L	1/25	L.A. CLIPPERS	17,066	100-120	26-20	L
11/7	SACRAMENTO	15,476	112-114**	3-3	L	1/28	WASHINGTON	16,209	106-98	27-20	W
11/9	GOLDEN STATE	16,046	107-95	4-3	W	1/30	CHICAGO	18,055	99-93	28-20	W
11/12	BROOKLYN	15,184	112-104	5-3	W	1/31	@GOLDEN STATE	19,596	87-106	28-21	L
11/14	CHARLOTTE	16,291	95-103	5-4	L	2/2	MEMPHIS	17,199	101-102	28-22	L
11/15	@L.A. CLIPPERS	19,060	107-120	5-5	L	2/5	@PORTLAND	19,488	87-108	28-23	L
11/17	BOSTON	16,726	118-114	6-5	W	2/6	UTAH	18,055	100-93	29-23	W
11/19	@DETROIT	10,686	88-86	7-5	W	2/8	@SACRAMENTO	17,013	83-85	29-24	L
11/21	@PHILADELPHIA	16,789	122-96	8-5	W	2/10	HOUSTON	17,071	118-127	29-25	L
11/22	@INDIANA	16,870	106-83	9-5	W	2/20	@MINNESOTA	14,077	109-111	29-26	L
11/24	@TORONTO	19,800	100-104	9-6	L	2/21	@CHICAGO	22,292	107-112	29-27	L
11/26	DENVER	16,099	120-112	10-6	W	2/23	BOSTON	17,076	110-115	29-28	L
11/28	@DENVER	15,509	97-122	10-7	L	2/25	@DENVER	12,813	110-96	30-28	W
11/30	ORLANDO	15,558	90-93	10-8	L	2/26	OKLAHOMA CITY	17,514	117-113*	31-28	W
12/2	INDIANA	15,059	116-99	11-8	W	2/28	SAN ANTONIO	18,055	74-101	31-29	L
12/5	@DALLAS	20,010	118-106	12-8	W	3/2	@MIAMI	19,600	98-115	31-30	L
12/6	@HOUSTON	18,060	95-100	12-9	L	3/4	@ORLANDO	15,822	105-100	32-30	W
12/8	@L.A. CLIPPERS	19,060	120-121*	12-10	L	3/6	@BROOKLYN	16,445	108-100*	33-30	W
12/9	MIAMI	14,963	97-103	12-11	L	3/7	@CLEVELAND	20,562	79-89	33-31	L
12/12	DETROIT	17,007	103-105	12-12	L	3/9	GOLDEN STATE	18,055	80-98	33-32	L
12/14	@OKLAHOMA CITY	18,203	88-112	12-13	L	3/11	MINNESOTA	17,367	106-97	34-32	W
12/15	MILWAUKEE	17,327	94-96	12-14	L	3/13	ATLANTA	17,136	87-96	34-33	L
12/17	@CHARLOTTE	15,459	111-106	13-14	W	3/15	NEW YORK	17,264	102-89	35-33	W
12/20	@NEW YORK	19,812	99-90	14-14	W	3/19	NEW ORLEANS	18,055	74-72	36-33	W
12/21	@WASHINGTON	18,207	104-92	15-14	W	3/21	@HOUSTON	18,340	117-102	37-33	W
12/23	DALLAS	18,055	124-115	16-14	W	3/22	DALLAS	17,435	98-92	38-33	W
12/26	@SACRAMENTO	17,317	115-106	17-14	W	3/25	SACRAMENTO	17,589	99-108	38-34	L
12/28	@L.A. LAKERS	18,997	116-107	18-14	W	3/27	PORTLAND	17,219	81-87	38-35	L
12/30	@NEW ORLEANS	16,364	106-110	18-15	L	3/29	OKLAHOMA CITY	17,538	97-109	38-36	L
12/31	@OKLAHOMA CITY	18,203	134-137*	18-16	L	3/30	@PORTLAND	19,441	86-109	38-37	L
1/2	PHILADELPHIA	16,514	112-96	19-16	W	4/2	@GOLDEN STATE	19,596	106-107	38-38	L
1/4	TORONTO	17,166	125-109	20-16	W	4/4	UTAH	18,055	87-85	39-38	W
1/6	@MILWAUKEE	12,311	102-96	21-16	W	4/7	@ATLANTA	18,650	69-96	39-39	L
1/7	@MINNESOTA	10,547	113-111	22-16	W	4/8	@DALLAS	20,262	104-107	39-40	L
1/9	@SAN ANTONIO	18,581	95-100	22-17	L	4/10	@NEW ORLEANS	17,954	75-90	39-41	L
1/11	@MEMPHIS	17,212	110-122**	22-18	L	4/12	@SAN ANTONIO	18,581	91-107	39-42	L
1/13	CLEVELAND	16,819	107-100	23-18	W	4/14	L.A. CLIPPERS	18,055	101-112	39-43	L

*Overtime

14-15 Final Statistics

PLAYER	G	GS	MIN	FGM-FGA	PCT	3 PT FGM-FGA	PCT	FTM-FTA	PCT	ORB-DR	TOT	AST	PF-DQ	STL	TO	BLK	PTS-AVG
BLEDSE	81	81	2800	468-1046	.447	88-272	.324	353-441	.800	72-351	423	493	189-1	127	274	45	1377-170
G. DRAGIC	52	52	1735	340-679	.501	66-186	.355	97-130	.746	51-134	185	211	120-1	50	114	9	843-16.2
MK. MORRIS	82	82	2581	512-1100	.465	57-179	.318	177-232	.763	110-396	506	192	245-4	101	170	39	1258-15.3
THOMAS	46	1	1181	218-512	.426	81-207	.391	184-211	.872	26-83	109	171	105-0	45	89	5	701-15.2
KNIGHT	11	9	347	51-143	.357	21-67	.313	24-29	.828	2-21	23	49	21-1	6	23	1	147-13.4
GREEN	74	4	1446	324-778	.416	137-387	.354	99-120	.825	33-153	186	91	145-1	42	104	12	884-11.9
MC. MORRIS	81	35	2045	331-763	.434	112-313	.358	71-113	.628	73-312	385	133	188-2	63	73	16	845-10.4
TUCKER	78	63	2383	261-596	.438	87-252	.345	104-143	.727	114-388	502	122	179-0	107	96	23	713-9.1
WRIGHT	40	7	858	120-207	.580	0-3	.000	40-60	.667	70-124	194	23	54-0	32	16	47	280-7.0
LEN	69	44	1518	179-353	.507	1-3	.333	73-104	.702	142-312	454	32	213-4	34	74	105	432-6.3
WARREN	40	1	614	113-214	.528	5-21	.238	14-19	.737	41-44	85	25	51-1	18	27	9	245-6.1
GOODWIN	41	2	535	79-201	.393	12-41	.293	61-83	.735	27-47	74	44	55-0	18	48	9	231-5.6
PLUMLEE	54	28	1005	107-195	.549	0-0	—	19-38	.500	95-179	274	27	99-0	35	45	55	233-4.3
THORNTON	9	0	81	13-40	.325	2-19	.105	4-5	.800	4-9	13	2	3-0	6	5	0	32-3.6
TOLLIVER	24	0	272	26-74	.351	24-62	.387	4-6	.667	6-38	44	10	20-0	4	11	1	80-3.3
ENNIS	8	0	58	9-21	.429	2-6	.333	2-2	1.000	1-6	7	14	3-0	0	8	2	22-2.8
BARRON	16	1	143	12-39	.308	2-4	.500	6-12	.500	14-14	28	5	26-0	4	5	2	32-2.0
MCEAL	6	0	36	3-11	.273	1-2	.500	2-2	1.000	0-3	3	2	5-0	3	5	1	9-1.5
PRICE	5	0	44	3-14	.214	0-7	.000	0-0	—	0-3	3	6	5-0	0	1	0	6-1.2
RANDOLPH	16	0	101	6-25	.240	0-4	.000	5-10	.500	12-14	26	3	13-0	4	2	2	17-1.1
Z. DRAGIC	6	0	13	2-8	.250	0-5	.000	2-3	.667	2-1	3	1	1-0	0	0	0	6-1.0
BULLOCK	11	0	75	1-16	.063	0-7	.000	2-4	.500	1-9	10	2	2-0	1	2	2	4-0.4
CURRY	2	0	8	0-3	.000	0-1	.000	0-0	—	0-2	2	1	2-0	0	0	0	0-0.0
SUNS	82	-	19880	3178-7038	.452	698-2048	.341	1343-1767	.760	896-2643	3539	1659	1744-15	700	1238	385	8397-102.4
OPPONENTS	82	-	19880	3149-6972	.452	633-1798	.352	1540-2030	.759	951-2766	3717	1734	1664-8	651	1276	337	8471-103.3

Season Review 15-16

RECORD**23-59**

In a season that featured a coaching change, injuries to several key contributors and the emergence of **Devin Booker** as one of the league's best young players, the Suns showed improvement towards season's end before finishing with a 23-59 (.280) record.

The Suns opened the season 7-5, but following that start won only seven of their next 37 games to enter February with a 14-35 record. On Feb. 1 the Suns parted ways with **Jeff Hornacek**, naming **Earl Watson** interim head coach before he was retained as head coach following the season. After Watson took over, Phoenix averaged the second-most rebounds in the NBA and was one of the league's most improved defensive teams over the season's final month as they closed the season with wins in three of their final four games.

Contributing to the Suns' struggles, three of the team's leading scorers each missed significant time to injuries as **Eric Bledsoe** (20.4 ppg) missed the final 50 games, **Brandon Knight** (19.6 ppg) missed 30 games and **T.J. Warren** (11.6 ppg) missed the final 34 games.

Among the season's bright spots, Booker averaged 13.8 points and recorded a historic campaign by becoming the fourth-youngest player to reach 1,000 career points with only LeBron James, Kobe Bryant and Kevin Durant doing so at a younger age. On his way to earning NBA All-Rookie First Team honors, Booker averaged 18.5 points over the season's final 44 games after permanently entering the starting lineup, including six performances scoring 30-plus points. **Alex Len** continued his development, averaging a double-double (13.0 points, 10.3 rebounds) in 27 games following the All-Star break. **Mirza Teletovic** set an NBA record by making 179 three-pointers when coming off the bench.

On Oct. 30, the Suns organization gave its highest honor to one of the greatest players in team history, inducting two-time NBA MVP **Steve Nash** into the Ring of Honor.



FRONT ROW: Vice President, Athlete Care/Head Athletic Trainer Aaron Nelson, Head Strength and Conditioning Coach/Athletic Trainer Mike Elliott, Assistant Athletic Trainer/Rehabilitation Coordinator Tom Maystadt, Athletic Trainer/Performance & Recovery Specialist Adam Annaccone, Equipment Manager Jay Gaspar, Assistant Equipment Manager Denise Romero, Video Coordinator Bret Burchard, Assistant Video Coordinator Ross Geiger, Assistant Video Coordinator/Player Development Assistant Chris Darnell

MIDDLE ROW: Player Development Coach Irving Roland, Assistant Coach Nate Bjorkgren, Interim Head Coach Earl Watson, John Jenkins, Ronnie Price, Devin Booker, Eric Bledsoe, P.J. Tucker, Assistant Coach Corey Gaines, Assistant Coach Bob Hill, Player Development Coach Jason Fraser

BACK ROW: Archie Goodwin, Alan Williams, Mirza Teletovic, Alex Len, Tyson Chandler, Jon Leuer, T.J. Warren, Chase Budinger

TIME TORISE

DATE	OPPONENT	ATTEND.	SCORE	REC.	W/L	DATE	OPPONENT	ATTEND.	SCORE	REC.	W/L
10/28	DALLAS	18,055	95-111	0-1	L	1/17	@MINNESOTA	14,330	87-117	13-29	L
10/30	PORTLAND	18,055	110-92	1-1	W	1/19	INDIANA	16,802	94-97	13-30	L
10/31	@PORTLAND	17,906	101-90	2-1	W	1/21	SAN ANTONIO	16,779	89-117	13-31	L
11/2	@L.A. CLIPPERS	19,060	96-102	2-2	L	1/23	ATLANTA	17,034	98-95	14-31	W
11/4	SACRAMENTO	16,497	118-97	3-2	W	1/26	@PHILADELPHIA	10,851	103-113	14-32	L
11/6	DETROIT	16,676	92-100	3-3	L	1/27	@CLEVELAND	20,562	93-115	14-33	L
11/8	@OKLAHOMA CITY	18,203	103-124	3-4	L	1/29	@NEW YORK	19,812	84-102	14-34	L
11/12	L.A. CLIPPERS	17,204	118-104	4-4	W	1/31	@DALLAS	20,137	78-91	14-35	L
11/14	DENVER	16,722	105-81	5-4	W	2/2	TORONTO	15,897	97-104	14-36	L
11/16	L.A. LAKERS	18,055	120-101	6-4	W	2/4	HOUSTON	15,723	105-111	14-37	L
11/18	CHICAGO	17,377	97-103	6-5	L	2/6	UTAH	16,180	89-98	14-38	L
11/20	@DENVER	12,264	114-107	7-5	W	2/8	OKLAHOMA CITY	16,316	106-122	14-39	L
11/22	@NEW ORLEANS	16,680	116-122	7-6	L	2/10	GOLDEN STATE	18,055	104-112	14-40	L
11/23	@SAN ANTONIO	18,418	84-98	7-7	L	2/19	HOUSTON	17,102	100-116	14-41	L
11/25	NEW ORLEANS	16,338	114-120	7-8	L	2/21	SAN ANTONIO	16,224	111-118	14-42	L
11/27	GOLDEN STATE	18,055	116-135	7-9	L	2/22	@L.A. CLIPPERS	19,060	84-124	14-43	L
11/29	@TORONTO	19,800	107-102	8-9	W	2/25	BROOKLYN	16,145	106-116	14-44	L
12/1	@BROOKLYN	12,787	91-94	8-10	L	2/27	MEMPHIS	17,101	111-106	15-44	W
12/2	@DETROIT	13,985	122-127*	8-11	L	3/1	@CHARLOTTE	16,849	92-126	15-45	L
12/4	@WASHINGTON	17,255	106-109	8-12	L	3/3	@MIAMI	19,600	92-108	15-46	L
12/6	@MEMPHIS	16,022	93-95	8-13	L	3/4	@ORLANDO	17,546	102-84	16-46	W
12/7	@CHICAGO	21,337	103-101	9-13	W	3/6	@MEMPHIS	17,291	109-100	17-46	W
12/9	ORLANDO	17,637	107-104	10-13	W	3/9	NEW YORK	17,105	97-128	17-47	L
12/11	PORTLAND	17,028	96-106	10-14	L	3/10	@DENVER	11,582	98-116	17-48	L
12/13	MINNESOTA	16,919	108-101	11-14	W	3/12	@GOLDEN STATE	19,596	116-123	17-49	L
12/14	@DALLAS	19,822	94-104	11-15	L	3/14	MINNESOTA	17,480	107-104	18-49	W
12/16	@GOLDEN STATE	19,596	103-128	11-16	L	3/17	@UTAH	18,784	69-103	18-50	L
12/18	NEW ORLEANS	17,227	104-88	12-16	W	3/18	@L.A. LAKERS	18,979	95-90	19-50	W
12/20	MILWAUKEE	16,859	95-101	12-17	L	3/21	MEMPHIS	15,868	97-103	19-51	L
12/21	@UTAH	19,911	89-110	12-18	L	3/23	L.A. LAKERS	18,191	119-107	20-51	W
12/23	DENVER	17,034	96-104	12-19	L	3/25	@SACRAMENTO	17,317	94-116	20-52	L
12/26	PHILADELPHIA	17,548	104-111	12-20	L	3/26	BOSTON	18,055	99-102	20-53	L
12/28	CLEVELAND	18,319	97-101	12-21	L	3/28	@MINNESOTA	11,451	116-121	20-54	L
12/30	@SAN ANTONIO	18,418	79-112	12-22	L	3/30	@MILWAUKEE	15,733	94-105	20-55	L
12/31	@OKLAHOMA CITY	18,203	106-110	12-23	L	4/1	WASHINGTON	17,345	99-106	20-56	L
1/2	@SACRAMENTO	17,317	119-142	12-24	L	4/3	UTAH	17,279	86-101	20-57	L
1/3	@L.A. LAKERS	18,997	77-97	12-25	L	4/5	@ATLANTA	15,176	90-103	20-58	L
1/6	CHARLOTTE	16,910	111-102	13-25	W	4/7	@HOUSTON	18,227	124-115	21-58	W
1/8	MIAMI	16,866	95-103	13-26	L	4/9	@NEW ORLEANS	16,932	121-100	22-58	W
1/12	@INDIANA	15,284	97-116	13-27	L	4/11	SACRAMENTO	17,288	101-105	22-59	L
1/15	@BOSTON	18,624	103-117	13-28	L	4/13	L.A. CLIPPERS	18,055	114-105	23-59	W

*Overtime

15-16 Final Statistics

PLAYER	G	GS	MIN	FGM-FGA	PCT	3 PT FGM-FGA	PCT	FTM-FTA	PCT	OR-DR	TOT	AST	PF-DQ	STL	TO	BLK	PTS-AVG
BLED SOE	31	31	1059	223-492	.453	48-129	.372	138-172	.802	18-107	125	190	75-1	63	110	19	632-20.4
KNIGHT	52	50	1870	371-895	.415	120-351	.342	156-183	.852	36-166	202	263	124-0	61	177	20	1018-19.6
BOOKER	76	51	2108	367-867	.423	99-289	.343	215-256	.840	27-160	187	200	225-5	44	160	20	1048-13.8
TELETOVIC	79	1	1686	332-777	.427	181-460	.393	120-155	.774	55-247	302	89	159-1	32	84	21	965-12.2
MORRIS	37	24	917	171-431	.397	22-76	.289	66-92	.717	43-151	194	87	104-0	33	90	17	430-11.6
WARREN	47	4	1070	221-441	.501	28-70	.400	45-64	.703	57-90	147	44	94-0	37	32	16	515-11.0
LEN	78	46	1821	264-624	.423	1-7	.143	174-239	.728	178-416	594	97	230-3	38	145	62	703-9.0
GOODWIN	57	13	1114	176-422	.417	23-99	.232	130-193	.674	27-115	142	118	84-0	27	100	13	505-8.9
LEUER	67	27	1255	224-466	.481	42-110	.382	77-101	.762	76-297	373	72	125-1	38	75	30	567-8.5
JOHNSON	2	0	47	5-17	.294	1-5	.200	5-6	.833	3-6	9	0	5-0	2	1	3	16-8.0
TUCKER	82	80	2540	239-582	.411	68-206	.330	106-142	.746	165-347	512	177	202-3	106	111	20	652-8.0
HUMPHRIES	4	3	74	10-36	.278	3-10	.300	6-8	.750	11-21	32	7	8-0	3	4	2	29-7.3
CHANDLER	66	60	1618	183-314	.583	0-1	.000	106-171	.620	175-401	576	64	145-1	36	93	44	472-7.2
PRICE	62	18	1211	116-302	.384	68-196	.347	31-41	.756	25-74	99	147	161-2	74	70	13	331-5.3
MCRAE	7	0	82	11-26	.423	3-11	.273	12-15	.800	2-6	8	10	7-0	3	6	0	37-5.3
JENKINS	22	2	287	42-90	.467	13-32	.406	12-15	.800	4-31	35	26	11-0	5	16	1	109-5.0
BUDINGER	17	0	200	23-45	.511	4-17	.235	5-8	.625	12-17	29	15	16-0	3	13	1	55-3.2
WILLIAMS	10	0	68	10-24	.417	0-0	—	9-14	.643	14-24	38	5	15-0	4	6	5	29-2.9
JEFFERSON	8	0	50	9-22	.409	0-1	.000	4-6	.667	6-10	16	0	8-0	0	0	1	22-2.8
BROWN	8	0	61	8-25	.320	1-8	.125	3-4	.750	0-7	7	11	4-0	3	9	1	20-2.5
WEEMS	36	0	421	35-89	.393	13-32	.406	7-13	.538	6-35	41	47	40-0	10	37	1	90-2.5
PRESSEY	9	0	113	9-23	.391	0-5	.000	4-7	.571	3-5	8	29	14-0	7	14	3	22-2.4
COTTON	3	0	33	2-8	.250	0-3	.000	0-0	—	0-3	0	3	2-0	3	5	0	4-1.3
SUNS	82	-	19705	3051-7018	.435	738-2118	.348	1431-1905	.751	943-2733	3676	1701	1858-17	632	1410	313	8271-100.9
OPPONENTS	82	-	19705	3208-6870	.467	770-2041	.377	1631-2177	.749	813-2770	3583	1836	1770-3	782	1224	449	8817-107.5

Season
Review

16-17

RECORD

24-58

Despite a 24-58 (.293) record, the 2016-17 Suns season featured several history-making moments with the team's exciting young core providing a number of highlights.

Most memorably, **Devin Booker** scored a franchise record 70 points at Boston on March 24 to become just the sixth player in NBA history to score at least 70 in a game. At 20 years, 145 days old at the time of his performance, Booker became the youngest player to ever score 70 (or 60) as his 51 points in the second half alone were the most by any NBA player since Kobe Bryant in 2006. Booker was outstanding throughout the season as his 22.1 points per game were the third-highest ever by a player in a season that ends while still 20 years old or younger.

The Suns also made history by becoming the only team in the last 20 years to make four game-winning buzzer-beaters in a season as **Eric Bledsoe** made one (November 2 vs. Portland), Booker made two (February 3 at Sacramento, March 11 at Dallas) and **Tyler Ulis** hit one (March 5 vs. Boston).

In January, the Suns became the first team to play two regular-season games in Mexico in one season, splitting two games with Dallas and San Antonio at Mexico City Arena on January 12 and 14. On March 23 at Brooklyn, the Suns utilized the youngest starting lineup in NBA history as Ulis, Booker, **Derrick Jones Jr.**, **Marquese Chriss** and **Alex Len** combined for an average age of 21 years, 14 days.

Other highlights for the Suns include: Bledsoe averaging career-highs of 21.1 points and 6.3 assists; **T.J. Warren** posting a career-best 14.4 points per game; and **Tyson Chandler** leading the team with 11.5 rebounds per game, the most ever by a player in his 16th season or later. Chriss and Ulis became the first pair of Suns rookies since 1988 to each win Western Conference Rookie of the Month honors as Chriss won in January and Ulis earned the honor in April.

On March 3, the Suns organization gave its highest honor to the "Voice of the Suns" for nearly the length of the franchise's existence, inducting **Al McCoy** into the Ring of Honor.



FRONT ROW: Player Development Coach Scott Duncan, Assistant Video Coordinator Julian Mills, Head Video Coordinator/Player Development Assistant Chris Darnell, Vice President, Athlete Care/Head Athletic Trainer Aaron Nelson, Assistant Athletic Trainer/Sports Science Coordinator Quinton Sawyer, Head Strength & Conditioning Coach/Assistant Athletic Trainer/Director of Performance Mike Elliott, Assistant Athletic Trainer/Rehabilitation Coordinator Tom Maystadt, Equipment Manager Jay Gaspar, Assistant Equipment Manager Denise Romero, Assistant Coach/Player Development Coordinator Marlon Garnett, Assistant Video Coordinator Jason Tilton, Basketball Video Assistant Analyst Bryce Douglas

MIDDLE ROW: Player Development Coach Jason Fraser, Assistant Coach Nate Bjorkgren, Head Coach Earl Watson, Devin Booker, Ronnie Price, Brandon Knight, Eric Bledsoe, Tyler Ulis, Leandro Barbosa, Associate Head Coach Jay Triano, Assistant Coach Tyrone Corbin, Player Development Coach Mehmet Okur

BACK ROW: Derrick Jones Jr., Alan Williams, Marquese Chriss, Dragan Bender, Tyson Chandler, Alex Len, T.J. Warren, Jarrell Eddie, Jared Dudley

TIME TORISE

DATE	OPPONENT	ATTEND.	SCORE	REC.	W/L	DATE	OPPONENT	ATTEND.	SCORE	REC.	W/L
10/26	SACRAMENTO	18,055	94-113	0-1	L	1/19	@CLEVELAND	20,562	103-118	13-29	L
10/28	@OKLAHOMA CITY	18,203	110-113*	0-2	L	1/21	@NEW YORK	19,812	107-105	14-29	W
10/30	GOLDEN STATE	17,011	100-106	0-3	L	1/22	@TORONTO	19,800	115-103	15-29	W
10/31	@LA CLIPPERS	19,060	98-116	0-4	L	1/24	MINNESOTA	17,241	111-112	15-30	L
11/2	PORTLAND	17,284	118-115*	1-4	W	1/26	@DENVER	12,231	120-127	15-31	L
11/4	@NEW ORLEANS	15,379	112-111*	2-4	W	1/28	DENVER	18,055	112-123	15-32	L
11/6	@LA LAKERS	18,997	108-119	2-5	L	1/30	MEMPHIS	16,332	96-115	15-33	L
11/8	@PORTLAND	19,239	121-124	2-6	L	2/1	LA CLIPPERS	16,191	114-124	15-34	L
11/9	DETROIT	16,719	107-100	3-6	W	2/3	@SACRAMENTO	17,608	105-103	16-34	W
11/12	BROOKLYN	17,126	104-122	3-7	L	2/4	MILWAUKEE	17,192	112-137	16-35	L
11/13	@GOLDEN STATE	19,596	120-133	3-8	L	2/6	@NEW ORLEANS	15,888	106-111	16-36	L
11/16	@DENVER	10,247	104-120	3-9	L	2/8	@MEMPHIS	16,044	91-110	16-37	L
11/18	@INDIANA	16,780	116-96	4-9	W	2/10	CHICAGO	18,055	115-97	17-37	W
11/19	@PHILADELPHIA	18,125	105-120	4-10	L	2/11	@HOUSTON	18,055	102-133	17-38	L
11/21	@WASHINGTON	12,790	101-106	4-11	L	2/13	NEW ORLEANS	16,321	108-110	17-39	L
11/23	@ORLANDO	17,069	92-87	5-11	W	2/15	LA LAKERS	18,055	137-101	18-39	W
11/25	MINNESOTA	16,728	85-98	5-12	L	2/24	@CHICAGO	21,641	121-128*	18-40	L
11/27	DENVER	15,365	114-120	5-13	L	2/26	@MILWAUKEE	16,051	96-100	18-41	L
11/30	ATLANTA	15,909	109-107	6-13	W	2/28	@MEMPHIS	15,871	112-130	18-42	L
12/3	@GOLDEN STATE	19,596	109-138	6-14	L	3/2	CHARLOTTE	16,572	120-103	19-42	W
12/6	@UTAH	18,997	105-112	6-15	L	3/3	OKLAHOMA CITY	18,055	118-111	20-42	W
12/7	INDIANA	17,452	94-109	6-16	L	3/5	BOSTON	16,790	109-106	21-42	W
12/9	@LA LAKERS	18,997	119-115	7-16	W	3/7	WASHINGTON	16,372	127-131	21-43	L
12/11	NEW ORLEANS	16,949	119-120*	7-17	L	3/9	LA LAKERS	17,552	110-122	21-44	L
12/13	NEW YORK	16,429	113-111*	8-17	W	3/11	@DALLAS	20,324	100-98	22-44	W
12/15	SAN ANTONIO	17,165	92-107	8-18	L	3/12	PORTLAND	16,664	101-110	22-45	L
12/17	@OKLAHOMA CITY	18,203	101-114	8-19	L	3/15	SACRAMENTO	17,196	101-107	22-46	L
12/19	@MINNESOTA	12,008	108-115	8-20	L	3/17	ORLANDO	16,880	103-109	22-47	L
12/21	HOUSTON	18,055	111-125	8-21	L	3/19	@DETROIT	19,588	95-112	22-48	L
12/23	PHILADELPHIA	16,535	123-116	9-21	W	3/21	@MIAMI	19,600	97-112	22-49	L
12/26	@HOUSTON	18,055	115-131	9-22	L	3/23	@BROOKLYN	15,141	98-126	22-50	L
12/28	@SAN ANTONIO	18,418	98-119	9-23	L	3/24	@BOSTON	18,624	120-130	22-51	L
12/29	TORONTO	18,055	99-91	10-23	W	3/26	@CHARLOTTE	17,292	106-120	22-52	L
12/31	@UTAH	19,911	86-91	10-24	L	3/28	@ATLANTA	13,412	91-95	22-53	L
1/2	@LA CLIPPERS	19,060	98-109	10-25	L	3/30	LA CLIPPERS	16,736	118-124	22-54	L
1/3	MIAMI	16,772	99-90	11-25	W	4/1	@PORTLAND	18,915	117-130	22-55	L
1/5	@DALLAS	19,570	102-95	12-25	W	4/2	HOUSTON	17,378	116-123	22-56	L
1/8	CLEVELAND	18,055	116-120	12-26	L	4/5	GOLDEN STATE	18,055	111-120	22-57	L
1/12	DALLAS @ MEXICO CITY	19,874	108-113	12-27	L	4/7	OKLAHOMA CITY	18,055	120-99	23-57	W
1/14	S.A. @ MEXICO CITY	20,532	108-105	13-27	W	4/9	DALLAS	18,055	124-111	24-57	W
1/16	UTAH	16,767	101-106	13-28	L	4/11	@SACRAMENTO	17,608	104-129	24-58	L

*Overtime

16-17 Final Statistics

PLAYER	3PT																REBOUNDS						
	G	GS	MIN	FGM-FGA	PCT	FGM-FGA	PCT	FTM-FTA	PCT	OR-DR	TOT	AST	PF-DQ	STL	TO	BLK	PTS-AVG						
BOOKER	78	78	2731	606-1431	.423	147-405	.363	367-441	.832	46-203	249	268	242-5	72	241	21	1726-22.1						
BLEDSE	66	66	2176	449-1034	.434	104-310	.335	388-458	.847	52-268	320	418	164-1	91	224	31	1390-21.1						
WARREN	66	59	2048	403-814	.495	26-98	.265	119-154	.773	125-214	339	75	175-0	76	57	39	951-14.4						
KNIGHT	54	5	1140	209-525	.398	45-139	.324	132-154	.857	25-93	118	130	87-0	27	88	5	595-11.0						
CHRISS	82	75	1743	284-632	.449	72-224	.321	113-181	.624	96-252	348	60	263-2	67	108	70	753-9.2						
CHANDLER	47	46	1298	153-228	.671	0-0	—	91-124	.734	153-386	539	30	126-1	33	65	24	397-8.4						
LEN	77	34	1560	230-463	.497	3-12	.250	150-208	.721	156-354	510	44	242-7	38	102	98	613-8.0						
WILLIAMS	47	0	708	138-267	.517	0-1	.000	70-112	.625	94-198	292	23	125-1	27	37	32	346-7.4						
ULIS	61	15	1123	184-437	.421	21-79	.266	55-71	.775	20-75	95	226	73-0	48	77	5	444-7.3						
TUCKER	57	17	1627	147-354	.415	46-136	.338	61-77	.792	94-248	342	73	143-0	85	52	14	401-7.0						
DUDLEY	64	7	1362	157-346	.454	77-203	.379	43-65	.662	31-194	225	121	154-1	42	73	16	434-6.8						
BARBOSA	67	0	963	172-392	.439	35-98	.357	40-45	.889	15-89	104	81	82-1	31	48	8	419-6.3						
JONES	32	8	545	68-121	.562	3-11	.273	29-41	.707	39-40	79	12	63-1	14	13	13	168-5.3						
EDDIE	5	0	62	6-19	.316	4-16	.250	8-9	.889	1-6	7	0	1-0	1	1	0	24-4.8						
BENDER	43	0	574	57-161	.354	28-101	.277	4-11	.364	23-80	103	23	74-0	10	32	22	146-3.4						
JENKINS	4	0	13	2-5	.400	1-2	.500	2-2	1.000	0-1	1	1	0-0	0	0	0	7-1.8						
MILLSAP	2	0	23	1-7	.143	0-2	.000	1-2	.500	3-3	6	1	2-0	0	2	0	3-1.5						
PRICE	14	0	134	4-24	.167	3-17	.176	3-4	.750	3-8	11	18	14-0	11	3	1	14-1.0						
SUNS	82	-	19830	3270-7260	.450	615-1854	.332	1676-2159	.776	976-2712	3688	1604	2030-20	673	1264	399	8831-107.7						
OPPONENTS	82	-	19830	3300-7070	.467	825-2159	.382	1868-2387	.783	840-2772	3612	1818	1822-5	663	1222	435	9293-113.3						

Season
Review

17-18

RECORD

21-61

The Suns celebrated their golden anniversary throughout the 2017-18 season, the franchise's 50th since becoming the Valley's original pro sports franchise in 1968. The season featured an early coaching change and the players composing the Suns' young core continuing their ascension before ultimately arriving at a 21-61 record (.256).

On October 22, the Suns relieved **Earl Watson** of his duties as head coach, naming associate head coach **Jay Triano** the interim head coach, a title he would hold for the remainder of the season. Following the change, the Suns won four of their first five games with Triano at the helm, including a 22-point comeback to win on the road at Washington on November 1, the team's largest comeback to win since March 23, 2014, as they improved to .500 or better for the first time since November 23, 2015. The Suns enjoyed stretches of success, winning six of nine games from December 16-January 2, but injuries caught up as the team ranked second in the NBA with 305 games lost due to injury or illness.

Devin Booker averaged career highs of 24.9 points (10th-highest scoring average in the NBA), 4.7 assists and 4.5 rebounds. On March 2, at 21 years, 123 days old, Booker became the third-youngest player in NBA history to reach 4,000 career points with only LeBron James and Kevin Durant doing so younger. Despite being limited to 54 games, Booker recorded 22 games scoring 30-plus points, posting the second-highest frequency in the NBA with a 30-point outing once every 2.5 games.

T.J. Warren averaged a career-high 19.6 points per game (24th on NBA leaderboard) and shot 49.8 percent from the field (30th in NBA). **Josh Jackson** earned NBA All-Rookie Second Team honors after averaging 13.1 points, 4.6 rebounds and 1.04 steals. Following New Year's Day, Jackson ranked second among all rookies by averaging 17.2 points per game as he also averaged 5.6 rebounds and 1.10 steals from January 1 onward. **Dragan Bender** and **Marquese Chriss** each closed the season on a high note as Bender averaged 13.0 points and 10.4 rebounds over the season's final five games and Chriss averaged 13.7 points and 8.5 rebounds over his final 10 games.

On May 15, the Suns hit on a 25.0 percent probability of landing the No. 1 pick in the 2018 NBA Draft, winning the 2018 NBA Draft Lottery to give the team the top overall pick for the first time in franchise history.



FRONT ROW: Assistant Video Coordinator Brandon Rosenthal, Assistant Equipment Manager Denise Romero, Director of Performance/Head Strength & Conditioning Coach Jeff Fish, Sports Science Coordinator/Assistant Athletic Trainer Quinton Sawyer, Equipment Manager Jay Gaspar, Senior VP of Athlete Health & Performance/Head Athletic Trainer Aaron Nelson, Rehabilitation Coordinator/Assistant Athletic Trainer Tom Maystadt, Assistant Athletic Trainer/Movement Edge Stanford Williams, Assistant Video Coordinator Dipesh Mistry, Basketball Operations Analyst Ryan Resch

MIDDLE ROW: Player Development Coach Scott Duncan, Assistant Coach Ty Ellis, Assistant Coach Marlon Garnett, Interim Head Coach Jay Triano, Elfrid Payton, Troy Daniels, Davon Reed, Devin Booker, Brandon Knight, Shaquille Harrison, Tyler Ulis, Assistant Coach Tyrone Corbin, Head Video Coordinator/Player Development Assistant Chris Darnell, Player Development Assistant Bret Burchard, Assistant Video Coordinator Charles Allen

BACK ROW: Alec Peters, Alan Williams, Dragan Bender, Tyson Chandler, Alex Len, Marquese Chriss, Josh Jackson, Jared Dudley, Danuel House

TIME TORISE

DATE	OPPONENT	ATTEND.	SCORE	REC.	W/L	DATE	OPPONENT	ATTEND.	SCORE	REC.	W/L
10/18	PORTLAND	18,055	76-124	0-1	L	1/7	OKLAHOMA CITY	18,055	114-100	16-26	W
10/20	L.A. LAKERS	18,055	130-132	0-2	L	1/12	HOUSTON	18,055	95-112	16-27	L
10/21	@LA CLIPPERS	19,068	88-130	0-3	L	1/14	INDIANA	17,091	97-120	16-28	L
10/23	SACRAMENTO	14,903	117-115	1-3	W	1/16	@PORTLAND	18,604	111-118	16-29	L
10/25	UTAH	16,022	97-88	2-3	W	1/19	@DENVER	15,732	108-100	17-29	W
10/28	@PORTLAND	19,343	107-114	2-4	L	1/22	@MILWAUKEE	14,766	105-109	17-30	L
10/31	@BROOKLYN	12,936	122-114	3-4	W	1/24	@INDIANA	14,060	101-116	17-31	L
11/1	@WASHINGTON	14,790	122-116	4-4	W	1/26	NEW YORK	17,068	85-107	17-32	L
11/3	@NEW YORK	19,404	107-120	4-5	L	1/28	@HOUSTON	18,055	102-113	17-33	L
11/5	@SAN ANTONIO	18,038	95-112	4-6	L	1/29	@MEMPHIS	13,202	109-120	17-34	L
11/6	BROOKLYN	15,905	92-98	4-7	L	1/31	DALLAS	15,923	102-88	18-34	W
11/8	MIAMI	16,500	115-126	4-8	L	2/2	UTAH	16,560	97-129	18-35	L
11/10	ORLANDO	16,507	112-128	4-9	L	2/4	CHARLOTTE	14,487	110-115	18-36	L
11/11	MINNESOTA	16,910	118-110	5-9	W	2/6	@L.A. LAKERS	18,997	93-112	18-37	L
11/13	L.A. LAKERS	17,533	93-100	5-10	L	2/7	SAN ANTONIO	15,993	81-129	18-38	L
11/16	HOUSTON	16,875	116-142	5-11	L	2/10	DENVER	16,325	113-123	18-39	L
11/17	@L.A. LAKERS	18,997	122-113	6-11	W	2/12	@GOLDEN STATE	19,596	83-129	18-40	L
11/19	CHICAGO	16,264	113-105	7-11	W	2/14	@UTAH	18,306	97-107	18-41	L
11/22	MILWAUKEE	16,270	107-113*	7-12	L	2/23	LA CLIPPERS	17,126	117-128	18-42	L
11/24	NEW ORLEANS	16,574	91-115	7-13	L	2/24	PORTLAND	17,112	104-106	18-43	L
11/26	@MINNESOTA	16,448	108-119	7-14	L	2/26	@NEW ORLEANS	14,302	116-125	18-44	L
11/28	@CHICAGO	18,324	104-99	8-14	W	2/28	@MEMPHIS	13,484	110-102	19-44	W
11/29	@DETROIT	18,096	107-131	8-15	L	3/2	OKLAHOMA CITY	18,055	116-124	19-45	L
12/2	@BOSTON	18,624	111-116	8-16	L	3/4	@ATLANTA	15,166	112-113	19-46	L
12/4	@PHILADELPHIA	20,564	115-101	9-16	W	3/5	@MIAMI	19,600	103-125	19-47	L
12/5	@TORONTO	19,800	113-126	9-17	L	3/8	@OKLAHOMA CITY	18,203	87-115	19-48	L
12/7	WASHINGTON	15,925	99-109	9-18	L	3/10	@CHARLOTTE	19,336	115-122	19-49	L
12/9	SAN ANTONIO	16,575	101-104	9-19	L	3/13	CLEVELAND	18,055	107-129	19-50	L
12/12	@SACRAMENTO	17,583	92-99	9-20	L	3/15	@UTAH	18,306	88-116	19-51	L
12/13	TORONTO	15,517	109-115	9-21	L	3/17	GOLDEN STATE	18,055	109-124	19-52	L
12/16	@MINNESOTA	18,109	108-106	10-21	W	3/20	DETROIT	17,400	88-115	19-53	L
12/18	@DALLAS	19,245	97-91	11-21	W	3/23	@CLEVELAND	20,562	95-120	19-54	L
12/20	@LA CLIPPERS	17,151	95-108	11-22	L	3/24	ORLANDO	17,993	99-105	19-55	L
12/21	MEMPHIS	16,339	97-95	12-22	W	3/26	BOSTON	18,055	94-102	19-56	L
12/23	MINNESOTA	16,482	106-115	12-23	L	3/28	LA CLIPPERS	17,005	99-111	19-57	L
12/26	MEMPHIS	17,105	99-97	13-23	W	3/30	@HOUSTON	18,055	103-104	19-58	L
12/29	@SACRAMENTO	17,583	111-101	14-23	W	4/1	@GOLDEN STATE	19,596	107-117	19-59	L
12/31	PHILADELPHIA	16,983	110-123	14-24	L	4/3	SACRAMENTO	16,826	97-94	20-59	W
1/2	ATLANTA	15,921	104-103	15-24	W	4/6	NEW ORLEANS	18,055	103-122	20-60	L
1/3	@DENVER	14,079	111-134	15-25	L	4/8	GOLDEN STATE	18,055	100-117	20-61	L
1/5	@SAN ANTONIO	18,501	89-103	15-26	L	4/10	@DALLAS	20,041	124-97	21-61	W

*Overtime

17-18 Final Statistics

PLAYER	G	GS	MIN	3 PT						REBOUNDS						TO	BLK	PTS-AVG
				FGM-FGA	PCT	FGM-FGA	PCT	FTM-FTA	PCT	OR-DR	TOT	AST	PF-DQ	STL				
BOOKER	54	54	1865	455-1054	.432	147-384	.383	289-329	.878	26-218	244	253	168-3	47	194	14	1346-24.9	
WARREN	65	65	2142	529-1063	.498	20-90	.222	193-255	.757	125-208	333	85	149-2	65	84	41	1271-19.6	
BLEDSE	3	3	83	16-40	.400	4-13	.308	11-14	.786	3-4	7	9	6-0	4	10	2	47-15.7	
JACKSON	77	35	1959	389-932	.417	57-217	.263	177-279	.634	95-256	351	119	218-3	80	146	35	1012-13.1	
PAYTON	19	19	551	91-209	.435	5-25	.200	37-54	.685	17-83	100	118	50-0	19	54	6	224-11.8	
MONROE	20	14	465	97-155	.626	0-0	—	31-46	.674	50-110	160	50	40-0	16	40	6	225-11.3	
JAMES	32	10	669	121-312	.388	26-97	.268	64-84	.762	12-77	89	120	45-0	27	48	7	332-10.4	
DANIELS	79	15	1621	232-575	.403	183-458	.400	56-64	.875	12-115	127	48	137-0	26	56	5	703-8.9	
CANAAN	19	1	418	52-136	.382	22-66	.333	46-51	.902	6-38	44	76	36-0	16	29	1	172-9.1	
LEN	69	13	1395	214-378	.566	1-3	.333	158-231	.684	175-343	518	82	158-2	27	78	61	587-8.5	
ULIS	71	43	1658	214-551	.388	42-146	.288	84-101	.832	24-104	128	311	120-0	70	127	7	554-7.8	
CHRISS	72	49	1527	202-477	.423	56-190	.295	96-158	.608	76-319	395	83	205-6	51	107	70	556-7.7	
HARRISON	23	2	384	59-124	.476	6-26	.231	28-38	.737	9-52	61	55	42-0	26	22	7	152-6.6	
HOUSE	23	3	403	56-129	.434	15-58	.259	25-31	.806	13-63	76	25	23-0	7	11	6	152-6.6	
CHANDLER	46	46	1151	121-187	.647	0-0	—	58-93	.624	134-284	418	53	106-1	16	59	27	300-6.5	
BENDER	82	37	2070	187-484	.386	118-322	.366	39-51	.765	40-321	361	130	166-2	22	112	53	531-6.5	
GRAY	5	0	86	11-41	.268	3-13	.231	7-11	.636	2-8	10	12	8-0	8	7	2	32-6.4	
PETERS	20	0	225	28-74	.378	18-58	.310	8-10	.800	8-29	37	12	13-0	2	4	2	82-4.1	
WILLIAMS	5	0	70	7-18	.389	0-0	—	6-9	.667	3-19	22	8	13-0	5	7	1	20-4.0	
DUDLEY	48	0	686	48-122	.393	29-80	.363	27-35	.771	8-86	94	78	85-0	24	28	11	152-3.2	
REED	21	1	242	22-76	.289	11-38	.289	8-12	.667	2-37	39	13	17-0	10	10	2	63-3.0	
JONES	6	0	33	2-4	.500	0-2	.000	5-6	.833	2-2	4	3	2-0	1	1	4	9-1.5	
SUNS	82	-	19705	3153-7141	.442	763-2286	.334	1453-1962	.741	842-2776	3618	1743	1807-19	569	1288	370	8522-103.9	
OPPONENTS	82	-	19705	3426-7274	.471	895-2398	.373	1543-2014	.766	855-2906	3761	1910	1715-13	712	1098	488	9290-113.3	

All-Time Roster

33 Alvan Adams 6'9" 222 lbs. F/C Oklahoma

Acquired: 1st rd., 1975 NBA Draft (4th Overall). Departed: Retired 4/29/88.

YEAR	G	MIN	FGM	FGA	PCT	FTM	FTA	PCT	OR	DR	TR	AVG	AST	AVG	TO	STL	BLK	PTS	AVG
75-76	80	33.2	629	1341	.469	261	355	.735	215	512	727	9.1	450	5.6	—	121	116	1516	19.0
76-77	72	31.6	522	1102	.474	252	334	.754	180	472	652	9.1	322	4.5	—	95	87	1296	18.0
77-78	70	27.3	434	895	.485	214	293	.730	158	407	565	8.1	225	3.2	234	86	63	1082	15.5
78-79	77	30.7	569	1073	.530	231	289	.799	220	485	705	9.2	360	4.7	279	110	63	1369	17.8
79-80	75	28.9	465	875	.531	188	236	.797	158	451	609	8.1	322	4.3	218	108	55	1118	14.9
80-81	75	27.4	458	870	.526	199	259	.768	157	389	546	7.3	344	4.6	226	106	69	1115	14.9
81-82	79	30.3	507	1027	.494	182	233	.781	138	448	586	7.4	356	4.5	196	114	78	1196	15.1
82-83	80	30.6	477	981	.486	180	217	.829	161	387	548	6.9	376	4.7	242	114	74	1135	14.2
83-84	70	20.7	269	582	.462	132	160	.825	118	201	319	4.6	219	3.1	117	73	32	670	9.6
84-85	82	26.0	476	915	.520	250	283	.883	153	347	500	6.1	308	3.8	197	115	48	1202	14.7
85-86	78	25.7	341	679	.502	159	203	.783	148	329	477	6.1	324	4.2	206	103	46	841	10.8
86-87	68	24.9	311	618	.503	134	170	.788	91	247	338	5.0	223	3.3	139	62	37	756	11.1
87-88	82	20.1	251	506	.496	108	128	.844	118	247	365	4.5	183	2.2	140	82	41	611	7.5
TOTALS	988	27.5	5709	11464	.498	2490	3160	.788	2015	4922	6937	7.0	4012	4.1	2194	1289	809	13907	14.1

PLAYOFFS

75-76	19	35.2	137	303	.452	67	82	.817	54	137	191	10.0	98	5.2	—	24	20	341	17.9
77-78	2	35.5	15	33	.455	2	2	1.000	8	8	16	8.0	4	2.0	9	2	1	32	16.0
78-79	12	31.0	66	139	.475	22	31	.710	25	65	90	7.5	53	4.4	36	11	12	154	12.8
79-80	8	31.4	56	99	.566	17	19	.895	18	59	77	9.6	46	5.8	24	7	10	129	16.1
80-81	7	31.1	27	60	.450	20	28	.714	11	30	41	5.9	26	3.7	19	4	1	74	10.6
81-82	7	33.3	48	92	.522	22	28	.786	19	32	51	7.3	26	3.7	21	14	10	118	16.9
82-83	3	28.0	15	32	.469	5	7	.714	3	15	18	6.0	14	4.7	5	2	5	35	11.7
83-84	17	18.4	53	126	.421	36	53	.679	27	60	87	5.1	42	2.5	34	17	11	142	8.4
84-85	3	26.3	23	46	.500	5	6	.833	4	13	17	5.7	11	3.7	6	7	7	51	17.0
TOTALS	78	29.4	440	930	.473	196	256	.766	169	419	588	7.5	320	4.1	154	88	77	1076	13.8

12 Rafael Addison 6'7" 226 lbs. G/F Syracuse

Acquired: 2nd rd., 1986 NBA Draft (39th Overall). Departed: Waived 10/19/87.

YEAR	G	MIN	FGM	FGA	PCT	FTM	FTA	PCT	OR	DR	TR	AVG	AST	AVG	TO	STL	BLK	PTS	AVG
86-87	62	11.5	146	331	.441	51	64	.797	41	65	106	1.7	45	0.7	54	27	7	359	5.8

22 Danny Ainge 6'5" 195 lbs. G Brigham Young

Acquired: Signed as free agent 7/3/92. Departed: Retired 9/18/95.

YEAR	G	MIN	FGM	FGA	PCT	FTM	FTA	PCT	OR	DR	TR	AVG	AST	AVG	TO	STL	BLK	PTS	AVG
92-93	80	27.0	337	730	.462	123	145	.848	49	165	214	2.7	260	3.3	113	69	8	947	11.8
93-94	68	22.9	224	537	.417	78	94	.830	28	103	131	1.9	180	2.6	81	57	8	606	8.9
94-95	74	18.6	194	422	.460	105	130	.808	25	84	109	1.5	210	2.8	79	46	7	571	7.7
TOTALS	222	22.9	755	1689	.447	306	369	.829	102	352	454	2.05	650	2.9	273	172	23	2124	9.6

PLAYOFFS

92-93	24	24.6	64	170	.376	34	39	.872	20	40	60	2.5	56	2.3	22	12	2	195	8.1
93-94	10	23.0	27	59	.458	15	21	.714	7	16	23	2.3	21	2.1	5	6	1	86	8.6
94-95	10	13.7	19	38	.500	10	11	.909	2	8	10	1.0	10	1.0	6	5	0	60	6.0
TOTALS	44	21.8	110	267	.412	59	71	.831	29	64	93	2.1	87	2.0	33	23	3	341	7.8

17 Louis Amundson 6'9" 238 lbs. F Nevada-Las Vegas

Acquired: Signed as free agent 8/14/08. Departed: Contract expired 6/30/10.

YEAR	G	MIN	FGM	FGA	PCT	FTM	FTA	PCT	OR	DR	TR	AVG	AST	AVG	TO	STL	BLK	PTS	AVG
08-09	76	13.7	134	250	.536	53	120	.442	128	142	270	3.6	28	0.4	56	32	65	321	4.2
09-10	79	14.8	152	276	.551	67	123	.545	128	218	346	4.4	31	0.4	57	24	73	371	4.7
TOTALS	155	14.3	286	526	.544	120	243	.494	256	350	616	4.0	59	0.4	113	56	138	692	4.5

PLAYOFFS

09-10	16	12.1	19	36	.528	9	21	.429	30	26	56	3.5	1	0.1	6	6	7	47	2.9
-------	----	------	----	----	------	---	----	------	----	----	----	-----	---	-----	---	---	---	----	-----

21 Robert Archibald 6'11" 250 lbs. F Illinois

Acquired: From Memphis 9/30/03 with Brevin Knight, Cezary Trybanski for Bo Outlaw, Jake Tsakalidis. Departed: To Orlando 12/26/03 for a conditional 2005 2nd rd. pick.

YEAR	G	MIN	FGM	FGA	PCT	FTM	FTA	PCT	OR	DR	TR	AVG	AST	AVG	TO	STL	BLK	PTS	AVG
03-04	1	6.0	0	1	.000	1	2	.500	0	1	1	1.0	1	1.0	1	0	0	1	1.0

21	Dennis Awtrey				6'10"				241 lbs.				C	Santa Clara					
Acquired: From New Orleans Jazz 9/16/74 with Curtis Perry, Nate Hawthorne, 1st rd. pick for Neal Walk and 2nd rd. pick. Departed: To Boston 10/11/78 for 2nd rd. pick and cash.																			
YEAR	G	MIN	FGM	FGA	PCT	FTM	FTA	PCT	OR	DR	TR	AVG	AST	AVG	TO	STL	BLK	PTS	AVG
74-75	82	34.6	339	722	.470	132	195	.677	242	462	704	8.6	342	4.2	—	60	52	810	9.9
75-76	74	18.6	142	304	.467	75	109	.688	93	200	293	4.0	159	2.1	—	21	22	359	4.9
76-77	72	24.4	160	373	.429	91	126	.722	111	245	356	4.9	182	2.5	—	23	31	411	5.7
77-78	81	20.0	112	264	.424	69	109	.633	97	205	302	3.7	163	2.0	127	19	25	293	3.6
TOTALS	309	24.6	753	1663	.453	367	539	.680	543	1112	1655	5.4	846	2.7	127	123	130	1873	6.1

PLAYOFFS

75-76	19	15.1	21	45	.467	18	33	.545	17	46	63	3.3	25	1.3	—	5	9	60	3.2
77-78	2	12.0	1	4	.250	1	1	1.000	2	0	2	1.0	3	1.5	1	1	0	3	1.5
TOTALS	21	14.8	22	49	.449	19	34	.559	19	46	65	3.1	28	1.3	1	6	9	63	3.0

2	James Bailey						6'9"		230 lbs.		F	Rutgers							
Acquired: From Cleveland 10/29/87 for 2nd rd. pick. Departed: Contract expired on 6/30/88.																			
YEAR	G	MIN	FGM	FGA	PCT	FTM	FTA	PCT	OR	DR	TR	AVG	AST	AVG	TO	STL	BLK	PTS	AVG
87-88	65	13.4	109	241	.452	70	89	.787	73	137	210	3.2	42	0.6	70	17	28	298	4.4

12	Toby Bailey					6'6"		213 lbs.		G	UCLA								
Acquired: From L.A. Lakers 6/24/98 for future consideration. Departed: Contract expired on 6/30/00.																			
YEAR	G	MIN	FGM	FGA	PCT	FTM	FTA	PCT	OR	DR	TR	AVG	AST	AVG	TO	STL	BLK	PTS	AVG
88-89	27	9.2	34	86	.395	9	13	.692	24	30	54	2.0	13	0.5	11	9	2	78	2.9
89-90	46	9.8	58	140	.414	45	65	.692	26	46	72	1.6	30	0.7	24	13	4	107	3.5
TOTALS	73	9.6	92	226	.407	54	78	.692	50	76	126	1.7	43	0.6	35	22	6	185	2.5

PLAYOFFS

'99-00	5	12.0	1	4	.250	1	1	1.000	2	0	2	1.0	3	1.5	1	1	0	3	1.5
--------	---	------	---	---	------	---	---	-------	---	---	---	-----	---	-----	---	---	---	---	-----

2	Marcus Banks					6'2"		200 lbs.		G	Nevada-Las Vegas								
Acquired: Signed as free agent 7/20/06. Departed: To Miami 2/6/08 with Shawn Marion for Shaquille O'Neal.																			
YEAR	G	MIN	FGM	FGA	PCT	FTM	FTA	PCT	OR	DR	TR	AVG	AST	AVG	TO	STL	BLK	PTS	AVG
'06-07	45	11.2	84	196	.429	48	60	.800	10	28	38	0.8	60	1.3	40	23	3	221	4.9
'07-08	24	12.9	44	109	.404	12	16	.789	3	17	20	0.8	25	1.0	16	8	8	125	5.2
TOTALS	69	11.8	128	305	.420	60	76	.789	13	45	58	0.8	85	1.2	56	31	11	346	5.0

PLAYOFFS

'06-07	2	3.5	0	2	—	2	2	1.000	0	0	0	0.0	1	0.5	0	0	0	2	1.0
--------	---	-----	---	---	---	---	---	-------	---	---	---	-----	---	-----	---	---	---	---	-----

40	Mike Bantom					6'9"		210 lbs.		F	St. Joseph's								
Acquired: 1st rd., 1973 NBA Draft (8th Overall). Departed: To Seattle 11/22/75.																			
YEAR	G	MIN	FGM	FGA	PCT	FTM	FTA	PCT	OR	DR	TR	AVG	AST	AVG	TO	STL	BLK	PTS	AVG
73-74	76	26.0	314	787	.399	141	213	.662	172	347	519	6.8	163	2.1	—	50	47	769	10.1
74-75	82	27.3	418	907	.461	185	259	.714	211	342	553	6.7	159	1.9	—	62	47	1021	12.5
75-76	7	9.7	8	26	.308	5	5	1.000	7	16	23	3.3	3	0.4	—	2	2	21	3.0
TOTALS	165	26.0	740	1720	.430	331	477	.694	390	705	1095	6.6	325	2.0	—	114	96	1811	11.0

10/19	Leandro Barbosa				6'3"		202 lbs.		G		Sao Paulo, Brazil								
Acquired: Draft rights from San Antonio 6/26/03 for a future protected 1st rd. pick; Signed to 10-day contracts 1/8/14 and 1/18/14 before signing for remainder of season 1/28/14; Signed as free agent 7/19/16. Departed: To Toronto 7/14/10 with Dwayne Jones for Hedo Turkoglu; Contract expired 6/30/14; Waived 7/3/17.																			
YEAR	G	MIN	FGM	FGA	PCT	FTM	FTA	PCT	OR	DR	TR	AVG	AST	AVG	TO	STL	BLK	PTS	AVG
'03-04	70	21.4	210	470	.447	47	61	.770	23	100	123	1.8	165	2.4	120	93	7	550	7.9
'04-05	63	17.2	168	354	.475	55	69	.797	32	98	130	2.1	126	2.0	87	30	7	442	7.0
'05-06	57	27.9	273	567	.481	111	147	.755	31	119	150	2.6	158	2.8	89	48	6	744	13.1
'06-07	80	32.7	529	1111	.476	196	232	.845	22	192	214	2.7	317	4.0	146	96	15	1444	18.1
'07-08	82	29.5	472	1021	.462	175	213	.822	40	191	231	2.8	216	2.6	117	75	18	1283	15.6
'08-09	70	24.4	366	759	.482	171	194	.881	34	147	181	2.6	162	2.3	93	82	7	993	14.2
'09-10	44	17.9	155	365	.425	64	73	.877	11	58	69	1.6	64	1.5	46	23	12	418	9.5
'13-14	20	18.4	56	131	.427	31	39	.795	5	32	37	1.9	32	1.6	19	7	4	150	7.5
'16-17	67	14.4	172	392	.439	40	45	.889	15	89	104	1.6	81	1.2	48	31	8	419	6.3
TOTALS	553	23.6	2401	5170	.464	890	1073	.829	213	1026	1239	2.2	1321	2.4	765	485	84	6443	11.7

PLAYOFFS

'04-05	12	9.8	12	35	.343	2	4	.500	5	12	17	1.4	12	1.0	5	3	0	30	2.5
'05-06	20	31.6	103	219	.470	50	58	.862	5	27	32	1.6	54	2.7	29	15	4	283	14.2
'06-07	11	31.7	64	158	.405	28	39	.718	7	31	38	3.5	24	2.2	22	12	2	174	15.8
'07-08	5	28.6	19	55	.345	10	11	.909	2	18	20	4.0	9	1.8	4	3	0	52	10.4
'09-10	16	15.6	43	103	.417	17	24	.708	2	19	21	1.3	20	1.3	15	5	2	115	7.2
TOTALS	64	23.3	241	570	.423	107	136	.787	21	107	128	2.0	119	1.9	75	38	8	654	10.2

34	Charles Barkley										6'6"		252 lbs.		F	Auburn					
Acquired: From Philadelphia 6/17/92 for Jeff Hornacek, Andrew Lang, Tim Perry.															Departed: To Houston 8/19/96 with 2nd rd. pick for Chucky Brown, Mark Bryant, Sam Cassell and Robert Horry.						
YEAR	G	MIN	FGM	FGA	PCT	FTM	FTA	PCT	OR	DR	TR	AVG	AST	AVG	TO	STL	BLK	PTS	AVG		
'92-93	76	37.6	716	1376	.520	445	582	.765	237	691	928	12.2	385	5.1	233	119	74	1944	25.6		
'93-94	65	35.4	518	1056	.495	318	452	.704	198	452	727	11.2	296	4.6	206	101	37	1402	21.2		
'94-95	68	35.0	554	1141	.486	379	507	.748	203	553	756	11.1	276	4.1	150	110	45	1561	23.0		
'95-96	71	37.1	580	1160	.500	440	566	.777	243	578	821	11.6	262	3.7	218	114	56	1649	23.2		
TOTALS	280	36.3	2368	4723	.501	1582	2107	.750	881	2351	3232	11.5	1219	4.4	807	444	212	6556	23.4		

PLAYOFFS

'92-93	24	43.2	230	482	.477	168	218	.771	93	233	326	14.4	102	4.2	50	39	25	638	26.6
'93-94	10	42.5	110	216	.509	42	55	.764	34	96	130	13.0	48	4.8	27	25	9	276	27.6
'94-95	10	39.0	91	182	.500	66	90	.733	39	95	134	13.4	32	3.7	25	13	11	257	25.7
'95-96	4	41.0	31	70	.443	37	47	.787	18	36	54	13.5	15	3.8	6	4	4	102	25.5
TOTALS	48	42.0	462	950	.486	313	410	.763	184	460	644	13.4	197	4.1	108	81	49	1273	26.5

2018-19 PHOENIX SUNS

22	Matt Barnes	6'7"	226 lbs.	F	UCLA
-----------	--------------------	-------------	-----------------	----------	-------------

Acquired: Signed as a free agent 7/22/08. **Departed:** Contract expired 6/30/09.

YEAR	G	MIN	FGM	FGA	PCT	FTM	FTA	PCT	OR	DR	TR	AVG	AST	AVG	TO	STL	BLK	PTS	AVG
'08-09	77	27.0	285	674	.423	101	136	.743	79	342	421	5.5	212	2.8	130	52	26	788	10.2

12	Andre Barrett	5'10"	173 lbs.	G	Seton Hall
-----------	----------------------	--------------	-----------------	----------	-------------------

Acquired: Signed a 10-day contract 3/1/06. **Departed:** Released from his second 10-day contract 3/15/06.

YEAR	G	MIN	FGM	FGA	PCT	FTM	FTA	PCT	OR	DR	TR	AVG	AST	AVG	TO	STL	BLK	PTS	AVG
'05-06	2	10.5	3	7	.429	3	3	1.000	1	2	3	1.5	2	1.0	1	0	0	9	4.5

30	Earl Barron	7'0"	250 lbs.	C	Memphis
-----------	--------------------	-------------	-----------------	----------	----------------

Acquired: Signed as free agent 11/16/10; Signed to 10-day contracts 2/21/15, 3/3/15, signed for remainder of season 3/13/15.

Departed: Waived 12/21/10; Contract expired 6/30/15.

YEAR	G	MIN	FGM	FGA	PCT	FTM	FTA	PCT	OR	DR	TR	AVG	AST	AVG	TO	STL	BLK	PTS	AVG
'10-11	12	15.3	12	51	.235	12	20	.600	16	24	40	3.3	4	0.3	11	6	4	36	3.0
'14-15	16	8.9	12	39	.308	6	12	.500	14	14	28	1.8	5	0.3	5	4	2	32	2.0
TOTALS	28	11.6	24	90	.267	18	32	.563	30	38	68	2.4	9	0.3	16	10	6	68	2.4

3	Kenny Battle	6'6"	211 lbs.	F	Illinois
----------	---------------------	-------------	-----------------	----------	-----------------

Acquired: From Detroit following 1989 NBA Draft with Micheal Williams for Anthony Cook (24th Overall).

Departed: Waived 1/23/91.

YEAR	G	MIN	FGM	FGA	PCT	FTM	FTA	PCT	OR	DR	TR	AVG	AST	AVG	TO	STL	BLK	PTS	AVG
'89-90	59	12.4	93	170	.547	55	82	.671	44	80	124	2.1	38	0.6	32	35	11	242	4.1
'90-91	16	16.4	38	86	.442	20	29	.690	21	32	53	3.3	15	0.9	13	19	6	96	6.0
TOTALS	75	13.3	131	256	.512	75	111	.676	65	112	177	2.4	53	.71	45	54	17	338	4.5

PLAYOFFS

'89-90	8	4.3	4	13	.308	1	1	1.000	1	4	5	0.6	0	0.0	—	0	0	9	1.1
--------	---	-----	---	----	------	---	---	-------	---	---	---	-----	---	-----	---	---	---	---	-----

0	Michael Beasley	6'10"	245 lbs.	F	Kansas State
----------	------------------------	--------------	-----------------	----------	---------------------

Acquired: Signed as free agent 7/20/12. **Departed:** Waived 9/3/13.

YEAR	G	MIN	FGM	FGA	PCT	FTM	FTA	PCT	OR	DR	TR	AVG	AST	AVG	TO	STL	BLK	PTS	AVG
'12-13	75	20.7	310	766	.405	94	126	.746	52	230	282	3.8	111	1.5	144	31	34	759	10.1

50	William Bedford	7'1"	235 lbs.	C	Memphis State
-----------	------------------------	-------------	-----------------	----------	----------------------

Acquired: 1st rd., 1986 NBA Draft (6th Overall). **Departed:** To Detroit 6/19/87 for 1st rd. pick.

YEAR	G	MIN	FGM	FGA	PCT	FTM	FTA	PCT	OR	DR	TR	AVG	AST	AVG	TO	STL	BLK	PTS	AVG
'86-87	50	19.6	142	358	.397	50	86	.581	79	167	246	4.9	57	1.1	85	18	37	334	6.7

14	Charlie Bell	6'3"	200 lbs.	G	Michigan State
-----------	---------------------	-------------	-----------------	----------	-----------------------

Acquired: Signed as free agent 7/23/01. **Departed:** Waived 12/11/01.

YEAR	G	MIN	FGM	FGA	PCT	FTM	FTA	PCT	OR	DR	TR	AVG	AST	AVG	TO	STL	BLK	PTS	AVG
'01-02	5	8.4	3	11	.273	2	2	1.000	2	2	4	0.8	2	0.4	5	0	0	8	1.6

19	Raja Bell	6'5"	215 lbs.	G	Florida International
-----------	------------------	-------------	-----------------	----------	------------------------------

Acquired: Signed as a free agent on 8/3/05. **Departed:** Traded along with Boris Diaw and Sean Singletary to Charlotte on 12/10/08 in exchange for Jason Richardson, Jared Dudley and a 2010 second-round pick.

YEAR	G	MIN	FGM	FGA	PCT	FTM	FTA	PCT	OR	DR	TR	AVG	AST	AVG	TO	STL	BLK	PTS	AVG
'05-06	79	37.5	425	930	.457	115	146	.788	44	209	253	3.2	207	2.6	89	76	22	1162	14.7
'06-07	78	37.4	410	950	.432	118	152	.776	48	203	251	3.2	196	2.5	83	50	22	1143	14.7
'07-08	75	35.3	317	753	.421	79	91	.868	47	227	274	3.7	168	2.2	65	54	27	889	11.9
'08-09	22	32.4	76	177	.429	16	21	.762	8	56	64	2.9	29	1.3	18	13	2	212	9.6
TOTALS	254	36.4	1228	2810	.437	328	410	.800	147	695	842	3.3	600	2.4	255	193	73	3406	13.4

PLAYOFFS

'05-06	17	39.6	79	165	.479	34	41	.829	8	40	48	2.8	37	2.2	10	11	4	232	13.6
'06-07	11	39.8	40	87	.460	12	14	.857	6	27	33	3.0	20	1.8	15	10	2	112	10.2
'07-08	5	43.0	21	37	.568	13	16	.813	6	22	28	5.6	11	2.2	5	2	1	68	13.6
TOTALS	33	40.2	140	289	.484	59	71	.831	20	89	109	3.3	68	2.1	30	23	7	412	12.5

8	Mario Bennett	6'9"	235 lbs.	F	Arizona State
----------	----------------------	-------------	-----------------	----------	----------------------

Acquired: 1st rd., 1995 NBA Draft (27th Overall). **Departed:** Waived 10/29/96.

YEAR	G	MIN	FGM	FGA	PCT	FTM	FTA	PCT	OR	DR	TR	AVG	AST	AVG	TO	STL	BLK	PTS	AVG
'95-96	19	12.1	29	64	.453	27	42	.643	21	28	49	2.6	6	0.3	11	11	11	85	4.5

12	Eddie Biedenbach	6'1"	175 lbs.	G	N.C. State
-----------	-------------------------	-------------	-----------------	----------	-------------------

Acquired: Signed as free agent 10/18/68. **Departed:** Waived 11/21/68.

YEAR	G	MIN	FGM	FGA	PCT	FTM	FTA	PCT	OR	DR	TR	AVG	AST	AVG	TO	STL	BLK	PTS	AVG
'68-69	7	2.6	0	6	.000	4	6	.667			2	0.3	3	0.4	—	—	—	4	0.6

TIME TORISE

2 Eric Bledsoe 6'1" 205 lbs. G Kentucky

Acquired: From L.A. Clippers 7/10/13 in three-team trade also involving Milwaukee. **Departed:** To Milwaukee 11/7/17 for Greg Monroe, a protected 1st rd. pick and a protected 2nd rd. pick.

YEAR	G	MIN	FGM	FGA	PCT	FTM	FTA	PCT	OR	DR	TR	AVG	AST	AVG	TO	STL	BLK	PTS	AVG
13-14	43	32.9	265	556	.477	183	237	.772	27	175	202	4.7	235	5.5	143	69	14	763	17.7
14-15	81	34.6	468	1046	.447	353	441	.800	72	351	423	5.2	493	6.1	274	127	45	1377	17.0
15-16	31	34.2	223	492	.453	138	172	.802	18	107	125	4.0	190	6.1	110	63	19	632	20.4
16-17	66	33.0	449	1034	.434	388	458	.847	52	268	320	4.8	418	6.3	224	91	31	1390	21.1
17-18	3	27.7	16	40	.400	11	14	.786	3	4	7	2.3	9	3.0	10	4	2	47	15.7
TOTALS	224	33.6	1421	3168	.449	1073	1322	.812	172	905	1077	4.8	1345	6.0	761	354	111	4209	18.8

40 Corie Blount 6'10" 242 lbs. F Cincinnati

Acquired: Signed as free agent 9/9/99. **Departed:** To Golden State 1/26/01 with Ruben Garces, Paul McPherson for Vinny Del Negro.

YEAR	G	MIN	FGM	FGA	PCT	FTM	FTA	PCT	OR	DR	TR	AVG	AST	AVG	TO	STL	BLK	PTS	AVG
99-00	38	11.7	44	89	.494	19	33	.576	52	61	113	3.0	10	0.3	15	7	28	107	2.8
00-01	30	12.9	23	47	.489	8	15	.533	35	50	85	2.8	8	0.3	18	13	5	54	1.8
TOTALS	68	12.3	67	136	.493	27	48	.563	87	111	198	2.9	18	0.3	33	20	33	161	2.4

PLAYOFFS

99-00	9	18.0	17	31	.548	10	18	.556	25	31	56	6.2	3	0.3	13	6	6	44	4.9
-------	---	------	----	----	------	----	----	------	----	----	----	-----	---	-----	----	---	---	----	-----

10 Dexter Boney 6'4" 220 lbs. G UNLV

Acquired: Signed as a free agent 1/31/97. **Departed:** Waived 2/20/97.

YEAR	G	MIN	FGM	FGA	PCT	FTM	FTA	PCT	OR	DR	TR	AVG	AST	AVG	TO	STL	BLK	PTS	AVG
96-97	8	6.0	6	19	.316	6	8	.750	3	3	6	0.8	0	0.0	1	2	1	19	2.4

7 Dudley Bradley 6'6" 195 lbs. G North Carolina

Acquired: From Indiana 6/8/81 for two 2nd rd. picks. **Departed:** Waived 7/1/82.

YEAR	G	MIN	FGM	FGA	PCT	FTM	FTA	PCT	OR	DR	TR	AVG	AST	AVG	TO	STL	BLK	PTS	AVG
81-82	64	14.6	125	281	.444	74	100	.740	30	57	87	1.4	80	1.3	71	78	10	325	5.1

PLAYOFFS

81-82	7	3.4	2	8	.250	1	1	1.000	0	1	1	0.1	5	0.7	5	1	1	5	0.7
-------	---	-----	---	---	------	---	---	-------	---	---	---	-----	---	-----	---	---	---	---	-----

23 Mike Bratz 6'2" 185 lbs. G Stanford

Acquired: 3rd rd., 1977 NBA Draft (66th Overall). **Departed:** Waived 7/1/80.

YEAR	G	MIN	FGM	FGA	PCT	FTM	FTA	PCT	OR	DR	TR	AVG	AST	AVG	TO	STL	BLK	PTS	AVG
77-78	80	11.7	159	395	.403	56	68	.824	42	73	115	1.4	123	1.5	89	39	5	374	4.7
78-79	77	16.8	242	533	.454	139	170	.818	55	86	141	1.8	179	2.3	135	64	7	623	8.1
79-80	82	19.4	269	687	.392	141	162	.870	50	117	167	2.0	223	2.7	135	93	9	700	8.5
TOTALS	239	16.0	670	1615	.415	336	400	.840	147	276	423	1.8	525	2.2	359	196	21	1697	7.1

PLAYOFFS

77-78	2	4.5	1	5	.200	0	0	.000	0	0	0	0.0	1	0.5	0	0	0	2	1.0
78-79	15	19.5	57	115	.496	45	59	.763	10	11	21	1.4	30	2.0	29	15	3	159	10.6
79-80	8	21.1	43	84	.512	9	10	.900	6	14	20	2.5	16	2.0	13	9	0	104	13.0
TOTALS	25	18.8	101	204	.495	54	69	.783	16	25	41	1.6	47	1.9	42	24	3	265	10.6

0 Aaron Brooks 6'0" 161 lbs. G Oregon

Acquired: From Houston on 2/24/11 for Goran Dragic and a 2011 first-round pick **Departed:** Restricted free agent signed to play in China; Suns still own his NBA rights

YEAR	G	MIN	FGM	FGA	PCT	FTM	FTA	PCT	OR	DR	TR	AVG	AST	AVG	TO	STL	BLK	PTS	AVG
10-11	25	18.9	86	200	.430	46	57	.807	9	18	27	1.1	104	4.2	44	13	1	240	9.6

52 Chucky Brown 6'8" 215 lbs. F North Carolina State

Acquired: From Houston 8/19/96 with Mark Bryant, Sam Cassell and Robert Horry for Charles Barkley.

Departed: To Milwaukee 12/4/96 for Darrin Hancock and 2nd rd. pick.

YEAR	G	MIN	FGM	FGA	PCT	FTM	FTA	PCT	OR	DR	TR	AVG	AST	AVG	TO	STL	BLK	PTS	AVG
96-97	10	8.3	13	26	.500	8	11	.727	3	13	16	1.6	4	0.4	4	0	2	34	3.4

11 Dee Brown 6'0" 181 lbs. G Illinois

Acquired: Signed as free agent 12/24/08. **Departed:** Released 1/6/09.

YEAR	G	MIN	FGM	FGA	PCT	FTM	FTA	PCT	OR	DR	TR	AVG	AST	AVG	TO	STL	BLK	PTS	AVG
08-09	2	14.0	3	5	.200	2	1	1.000	0	1	1	0.5	3	1.5	3	0	0	5	2.5

4 Gerald Brown 6'4" 210 lbs. G Pepperdine

Acquired: Signed as free agent 1/25/99. **Departed:** Waived 12/21/99.

YEAR	G	MIN	FGM	FGA	PCT	FTM	FTA	PCT	OR	DR	TR	AVG	AST	AVG	TO	STL	BLK	PTS	AVG
98-99	33	7.2	33	89	.371	11	14	.786	5	17	22	0.7	31	0.9	22	5	1	80	2.4

41 Lorenzo Brown 6'5" 189 lbs. G North Carolina State

Acquired: Signed 10-day contracts 1/8/16 and 1/18/16. **Departed:** 10-day contract expired 1/27/16.

YEAR	G	MIN	FGM	FGA	PCT	FTM	FTA	PCT	OR	DR	TR	AVG	AST	AVG	TO	STL	BLK	PTS	AVG
15-16	8	7.6	8	25	.320	3	4	.750	0	7	7	0.9	11	1.4	9	3	1	20	2.5

2018-19 PHOENIX SUNS

45	Mike Brown					6'10"			260 lbs.			F	George Washington						
Acquired: Signed as free agent 4/5/97; 4/18/98. Departed: Contract expired on 6/30/97; 6/30/98.																			
YEAR	G	MIN	FGM	FGA	PCT	FTM	FTA	PCT	OR	DR	TR	AVG	AST	AVG	TO	STL	BLK	PTS	AVG
'96-97	6	13.8	5	12	.417	6	10	.600										16	2.7
PLAYOFFS																			
'96-97	4	6.8	2	5	.400	7	8	.875	2	2	4	1.0	1	0.3	1	0	0	11	3.7
'97-98	1	1.0	0	0	—	0	0	—	0	0	0	0.0	0	0.0	0	0	0	0	0.0
TOTALS	5	5.6	2	5	.400	7	8	.875	2	2	4	0.8	1	0.2	1	0	0	11	2.2
0	Randy Brown					6'2"			190 lbs.			G	New Mexico State						
Acquired: From Boston 2/20/02 with Joe Johnson, Milt Palacio, 2002 1st rd. pick (Casey Jacobsen) for Rodney Rogers and Tony Delk. Departed: Contract expired on 6/30/03.																			
YEAR	G	MIN	FGM	FGA	PCT	FTM	FTA	PCT	OR	DR	TR	AVG	AST	AVG	TO	STL	BLK	PTS	AVG
'02-03	32	8.2	16	43	.372	9	12	.750	3	23	26	0.8	35	1.1	17	17	2	41	1.3
26	Shannon Brown					6'4"			215 lbs.			G	Michigan State						
Acquired: Signed as free agent 12/9/11. Departed: To Washington on 10/25/13 with Marcin Gortat, Malcolm Lee and Kendall Marshall for Emeka Okafor and a protected 2014 1st rd. pick.																			
YEAR	G	MIN	FGM	FGA	PCT	FTM	FTA	PCT	OR	DR	TR	AVG	AST	AVG	TO	STL	BLK	PTS	AVG
'11-12	59	23.7	251	598	.420	80	99	.808	38	119	157	2.7	69	1.2	64	44	15	650	11.0
'12-13	59	23.8	240	571	.420	98	125	.784	44	105	149	2.5	108	1.8	74	59	15	617	10.5
TOTALS	118	23.7	491	1169	.420	178	224	.795	82	224	306	2.6	177	1.5	138	103	30	1267	10.7
2	Mark Bryant					6'9"			245 lbs.			F	Seton Hall						
Acquired: From Houston 8/19/96 with Chuckie Brown, Sam Cassell and Robert Horry for Charles Barkley. Departed: To Chicago 1/23/99 with Martin Muursepp, Bubba Wells, 1st rd. pick for Luc Longley.																			
YEAR	G	MIN	FGM	FGA	PCT	FTM	FTA	PCT	OR	DR	TR	AVG	AST	AVG	TO	STL	BLK	PTS	AVG
'96-97	41	24.8	152	275	.553	76	108	.704	67	145	212	5.2	47	1.1	46	22	5	380	9.3
'97-98	70	15.9	109	225	.484	73	95	.768	92	152	244	3.5	46	.07	58	36	15	291	4.2
TOTALS	111	21.28	261	500	.522	149	203	.734	159	297	456	4.1	93	.08	104	58	20	671	6.0
PLAYOFFS																			
'96-97	4	9.0	4	10	.400	3	3	1.000	1	3	4	1.0	—	—	2	—	—	11	2.8
'97-98	4	23.3	17	34	.500	6	12	.500	9	14	23	5.8	1	0.3	3	4	2	40	10.0
TOTALS	8	16.1	21	44	.477	9	15	.600	10	17	27	3.4	1	0.1	5	4	2	51	6.4
10	Chase Budinger					6'7"			215 lbs.			G	Arizona						
Acquired: Signed as free agent 3/8/16. Departed: Contract expired 6/30/16.																			
YEAR	G	MIN	FGM	FGA	PCT	FTM	FTA	PCT	OR	DR	TR	AVG	AST	AVG	TO	STL	BLK	PTS	AVG
'15-16	17	11.8	23	45	.511	5	8	.625	12	17	29	1.7	15	0.9	13	3	1	55	3.2
26	Jud Buechler					6'6"			228 lbs.			G/F	Arizona						
Acquired: From Detroit 7/18/01 with John Wallace for Clifford Robinson. Departed: To Orlando 11/16/01 in three-team trade with L.A. Clippers that also sent Vinny Del Negro to L.A. Clippers and brought Bo Outlaw and 1st rd. pick from Orlando.																			
YEAR	G	MIN	FGM	FGA	PCT	FTM	FTA	PCT	OR	DR	TR	AVG	AST	AVG	TO	STL	BLK	PTS	AVG
'01-02	6	9.0	2	6	.333	0	0	—	2	6	8	1.3	3	0.5	1	1	0	6	1.0
25	Reggie Bullock					6'7"			205 lbs.			G	North Carolina						
Acquired: From L.A. Clippers 7/18/01 in three-team trade with Boston that sent Shavlik Randolph to Boston. Departed: To Detroit 7/9/15 with Danny Granger and Marcus Morris for 2nd rd. pick.																			
YEAR	G	MIN	FGM	FGA	PCT	FTM	FTA	PCT	OR	DR	TR	AVG	AST	AVG	TO	STL	BLK	PTS	AVG
'14-15	11	6.8	1	16	.063	2	4	.500	1	9	10	0.9	2	0.2	2	1	2	4	0.4
11	Pat Burke					6'11"			250 lbs.			C	Auburn						
Acquired: Signed as free agent 8/18/05. Departed: Contract expired 6/30/07.																			
YEAR	G	MIN	FGM	FGA	PCT	FTM	FTA	PCT	OR	DR	TR	AVG	AST	AVG	TO	STL	BLK	PTS	AVG
'05-06	42	8.2	63	127	.496	13	21	.619	21	52	73	1.7	16	0.4	33	6	13	141	3.4
'06-07	23	7.1	23	65	.354	8	13	.615	12	35	47	2.0	5	0.2	7	3	2	60	2.6
TOTALS	65	7.8	86	192	.448	21	34	.618	33	87	120	1.8	21	0.3	40	9	15	201	3.1
PLAYOFFS																			
'05-06	3	2.3	2	4	.500	0	1	.000	1	2	3	1.0	0	0.0	0	0	1	5	1.7
'06-07	3	2.3	1	2	.500	0	0	.000	0	1	1	0.3	0	0.0	0	0	1	2	0.7
TOTALS	6	2.3	3	6	.500	0	1	.000	1	3	4	0.7	0	0.0	0	0	2	7	1.2
15	Steve Burt					6'2"			195 lbs.			G	Iona						
Acquired: Signed as free agent 2/14/92. Departed: Waived 7/2/92.																			
YEAR	G	MIN	FGM	FGA	PCT	FTM	FTA	PCT	OR	DR	TR	AVG	AST	AVG	TO	STL	BLK	PTS	AVG
'91-92	31	11.5	74	160	.463	38	54	.704	10	24	34	1.1	59	1.9	33	16	4	187	6.0
PLAYOFFS																			
'91-92	8	13.0	16	38	.421	18	21	.857	3	9	12	1.5	14	1.8	8	5	0	50	6.3

10	Don Buse				6'4"				192 lbs.				G	Evansville			
----	----------	--	--	--	------	--	--	--	----------	--	--	--	---	------------	--	--	--

Acquired: From Indiana 9/6/77 for Ricky Sobers. Departed: To Indiana 11/25/80 for two 2nd rd. picks.

YEAR	G	MIN	FGM	FGA	PCT	FTM	FTA	PCT	OR	DR	TR	AVG	AST	AVG	TO	STL	BLK	PTS	AVG
77-78	82	31.1	287	626	.458	112	136	.824	59	190	249	3.0	391	4.8	124	185	14	686	8.4
78-79	82	31.0	285	576	.495	70	91	.769	44	173	217	2.6	356	4.3	96	156	18	640	7.8
79-80	81	30.9	261	589	.443	85	128	.664	70	163	233	2.9	320	4.0	91	132	10	626	7.7
TOTALS	245	31.0	833	1791	.465	267	355	.752	173	526	699	2.9	1067	4.4	311	473	42	1952	8.0

PLAYOFFS

77-78	2	38.0	4	11	.364	0	0	.000	0	5	5	2.5	4	2.0	1	4	0	8	4.0
78-79	15	34.1	47	116	.405	24	33	.727	17	38	55	3.7	52	3.5	15	23	5	118	7.9
79-80	8	29.5	28	64	.438	7	11	.636	8	13	21	2.6	44	7.3	13	6	0	68	8.5
TOTALS	25	32.9	79	191	.414	31	44	.705	25	56	81	3.2	100	4.0	29	33	5	194	7.8

45	Marty Byrnes				6'7"				218 lbs.				F	Syracuse			
----	--------------	--	--	--	------	--	--	--	----------	--	--	--	---	----------	--	--	--

Acquired: 1st rd., 1978 NBA Draft (19th Overall). Departed: To New Orleans Jazz 1/12/79 with Ron Lee, two 1st rd. picks for Leonard "Truck" Robinson.

YEAR	G	MIN	FGM	FGA	PCT	FTM	FTA	PCT	OR	DR	TR	AVG	AST	AVG	TO	STL	BLK	PTS	AVG
78-79	43	17.1	109	223	.489	73	100	.730	49	48	97	2.3	61	1.4	79	15	2	291	6.8

11	Zarko Cabarkapa				6'11"				225 lbs.				F	Buducnost (Serbia)			
----	-----------------	--	--	--	-------	--	--	--	----------	--	--	--	---	--------------------	--	--	--

Acquired: 1st rd., 2003 NBA Draft (17th Overall). Departed: To Golden State 1/3/05 for two future 2nd rd. picks.

YEAR	G	MIN	FGM	FGA	PCT	FTM	FTA	PCT	OR	DR	TR	AVG	AST	AVG	TO	STL	BLK	PTS	AVG
03-04	49	11.6	81	197	.411	35	53	.660	26	73	99	2.0	40	0.8	54	10	13	203	4.1
04-05	3	3.7	4	7	.571	1	1	1.000	2	1	3	1.0	0	0.0	0	0	0	9	3.0
TOTALS	52	11.2	85	204	.417	36	54	.667	28	74	102	2.0	40	0.8	54	10	13	212	4.1

20	Corky Calhoun				6'7"				212 lbs.				F	Pennsylvania			
----	---------------	--	--	--	------	--	--	--	----------	--	--	--	---	--------------	--	--	--

Acquired: 1st rd., 1972 NBA Draft (4th Overall). Departed: To L.A. Lakers 11/27/74 for 2nd rd. and 3rd rd. picks.

YEAR	G	MIN	FGM	FGA	PCT	FTM	FTA	PCT	OR	DR	TR	AVG	AST	AVG	TO	STL	BLK	PTS	AVG
72-73	82	24.7	211	450	.469	71	96	.740			338	4.1	76	0.9	—	—	—	493	6.0
73-74	77	28.7	268	581	.461	98	129	.760	115	292	407	5.3	135	1.8	—	71	30	634	8.2
74-75	13	8.3	12	32	.375	14	15	.933	14	19	33	2.5	4	0.3	—	6	2	38	2.9
TOTALS	172	25.3	491	1063	.462	183	240	.763	129	311	778	4.5	215	1.3	—	77	32	1165	6.8

43	Chris Carr				6'5"				207 lbs.				G	Southern Illinois			
----	------------	--	--	--	------	--	--	--	----------	--	--	--	---	-------------------	--	--	--

Acquired: 2nd rd., 1995 NBA Draft (56th Overall). Departed: Signed by Minnesota as free agent 7/19/96.

YEAR	G	MIN	FGM	FGA	PCT	FTM	FTA	PCT	OR	DR	TR	AVG	AST	AVG	TO	STL	BLK	PTS	AVG
95-96	60	9.8	90	217	.415	49	60	.817	27	75	102	1.7	43	0.7	40	10	5	240	4.0

2	Joe Barry Carroll				7'1"				255 lbs.				C	Purdue			
---	-------------------	--	--	--	------	--	--	--	----------	--	--	--	---	--------	--	--	--

Acquired: Signed as free agent 1/26/91. Departed: Waived 10/30/91.

YEAR	G	MIN	FGM	FGA	PCT	FTM	FTA	PCT	OR	DR	TR	AVG	AST	AVG	TO	STL	BLK	PTS	AVG
90-91	11	8.7	13	36	.361	11	12	.917	3	21	24	2.2	11	1.0	12	1	8	37	3.4

25	Vince Carter				6'6"				220 lbs.				G	North Carolina			
----	--------------	--	--	--	------	--	--	--	----------	--	--	--	---	----------------	--	--	--

Acquired: From Orlando 12/18/10 with Marcin Gortat, Mickael Pietrus, a 2011 first-round pick and cash considerations for Jason Richardson, Hedo Turkoglu and Earl Clark. Departed: Waived 12/10/11.

YEAR	G	MIN	FGM	FGA	PCT	FTM	FTA	PCT	OR	DR	TR	AVG	AST	AVG	TO	STL	BLK	PTS	AVG
10-11	51	13:87	264	625	.422	72	98	.735	43	142	185	3.6	82	1.6	54	47	17	689	13.5

10	Sam Cassell				6'3"				185 lbs.				G	Florida State			
----	-------------	--	--	--	------	--	--	--	----------	--	--	--	---	---------------	--	--	--

Acquired: From Houston 8/19/96 with Chuckie Brown, Mark Bryant and Robert Horry for Charles Barkley. Departed: To Dallas 12/26/96 with Michael Finley, A.C. Green and 2nd rd. pick for Jason Kidd, Loren Meyer and Tony Dumas.

YEAR	G	MIN	FGM	FGA	PCT	FTM	FTA	PCT	OR	DR	TR	AVG	AST	AVG	TO	STL	BLK	PTS	AVG
96-97	22	24.5	100	241	.415	106	124	.855	12	38	50	2.3	99	4.5	60	23	6	325	14.8

23/1	Cedric Ceballos				6'7"				220 lbs.				F	Cal-State Fullerton			
------	-----------------	--	--	--	------	--	--	--	----------	--	--	--	---	---------------------	--	--	--

Acquired: 2nd rd., 1990 NBA Draft (48th Overall); From L.A. Lakers on 1/10/97 with Rumeal Robinson for Robert Horry and Joe Kleine. Departed: To L.A. Lakers 9/23/94 for 1995 1st rd. pick (Michael Finley); To Dallas 2/18/98 for Dennis Scott.

YEAR	G	MIN	FGM	FGA	PCT	FTM	FTA	PCT	OR	DR	TR	AVG	AST	AVG	TO	STL	BLK	PTS	AVG
90-91	63	11.6	204	491	.417	110	166	.663	77	73	150	2.4	35	0.6	69	22	5	519	8.2
91-92	64	11.2	176	365	.482	109	148	.736	60	92	152	2.4	50	0.8	71	16	11	462	7.2
92-93	74	21.7	381	662	.576	187	258	.725	172	236	408	5.5	77	1.0	106	54	28	949	12.8
93-94	53	30.2	425	795	.535	160	221	.724	153	191	344	6.5	91	1.7	93	59	23	1010	19.1
96-97	38	28.2	221	492	.449	111	149	.745	80	176	256	6.7	47	1.2	64	25	17	569	15.0
97-98	35	17.9	129	258	.500	60	84	.714	51	98	149	4.3	35	1.0	39	22	8	333	9.5
TOTALS	327	19.4	1536	3063	.501	737	1026	.718	593	866	1459	4.5	335	1.0	442	198	92	3842	11.7

PLAYOFFS

90-91	3	8.0	7	12	.583	2	6	.333	3	2	5	1.7	2	0.7	1	2	—	16	5.3
91-92	8	23.5	44	80	.550	20	30	.667	20	31	51	6.4	12	1.5	11	6	6	108	13.5
92-93	16	11.6	40	71	.571	16	22	.727	13	24	37	2.3	13	0.8	5	5	7	96	6.0
93-94	10	21.2	43	93	.462	15	18	.833	16	20	44	4.4	8	0.8	11	8	2	101	10.1
96-97	5	21.4	11	33	.333	8	8	1.000	9	17	26	5.2	26	0.6	8	4	3	33	6.6
TOTALS	42	17.0	145	289	.502	61	84	.726	61	94	163	3.9	61	1.5	36	25	18	354	8.4

24	Bill Chamberlain				6'6"				210 lbs.				F	North Carolina			
----	------------------	--	--	--	------	--	--	--	----------	--	--	--	---	----------------	--	--	--

Acquired: From Golden State 1/25/74 for 3rd rd. pick. Departed: Waived 9/24/74.

YEAR	G	MIN	FGM	FGA	PCT	FTM	FTA	PCT	OR	DR	TR	AVG	AST	AVG	TO	STL	BLK	PTS	AVG
73-74	28	13.1	57	130	.438	39	56	.696	33	40	73	2.6	37	1.3	—	20	12	153	5.5

2018-19 PHOENIX SUNS

44	Jerry Chambers					6'5"			186 lbs.			G	Utah						
Acquired: From Philadelphia 1/20/69 for George Wilson. Departed: Picked by Portland 5/11/70 in NBA Expansion Draft.																			
YEAR	G	MIN	FGM	FGA	PCT	FTM	FTA	PCT	OR	DR	TR	AVG	AST	AVG	TO	STL	BLK	PTS	AVG
'69-70	79	14.4	283	658	.430	91	125	.728			219	2.8	54	0.7				657	8.3
PLAYOFFS																			
'69-70	7	10.4	14	37	.378	5	8	.625	—	—	17	2.4	7	1.0	—	—	—	33	4.7

24	Tom Chambers				6'10"				230 lbs.				F				Utah			
Acquired: Signed as first unrestricted free agent 7/8/88; Signed as free agent 8/22/97. Departed: Contract expired on 6/30/93; To Philadelphia 11/21/97 for Marko Milic.																				
YEAR	G	MIN	FGM	FGA	PCT	FTM	FTA	PCT	OR	DR	TR	AVG	AST	AVG	TO	STL	BLK	PTS	AVG	
'88-89	81	37.1	774	1643	.471	509	598	.851	143	541	684	8.4	231	2.9	231	87	55	2085	25.7	
'89-90	81	37.6	810	1617	.501	557	647	.861	121	450	571	7.0	190	2.3	218	88	47	2201	27.2	
'90-91	76	32.6	556	1271	.437	379	459	.826	104	386	490	6.4	194	2.6	177	65	52	1511	19.9	
'91-92	69	28.2	426	989	.431	258	311	.830	86	315	401	5.8	142	2.1	103	57	37	1128	16.3	
'92-93	73	23.6	320	716	.447	241	288	.837	96	249	345	4.7	101	1.4	92	43	23	892	12.2	
TOTALS	380	32.1	2886	6236	.463	1944	2303	.844	550	1941	2491	6.6	858	2.3	821	340	214	7817	20.6	
PLAYOFFS																				
'88-89	12	41.3	118	257	.459	67	78	.859	22	109	131	10.9	46	3.8	39	13	15	312	26.0	
'89-90	16	38.3	117	275	.425	116	132	.879	20	87	107	6.7	31	1.9	49	7	7	355	22.2	
'90-91	4	35.5	27	66	.409	14	19	.737	2	21	23	5.8	10	2.5	12	7	5	68	17.0	
'91-92	7	27.7	39	85	.459	27	32	.844	8	23	31	4.4	19	2.7	15	2	5	109	15.6	
'92-93	24	15.7	64	165	.388	44	54	.815	23	42	65	2.7	12	0.5	26	6	10	174	7.3	
TOTALS	63	28.9	365	848	.430	268	315	.851	75	282	357	5.7	118	1.9	141	35	42	1018	16.2	

PLAYOFFS																			
'88-89	12	41.3	118	257	.459	67	78	.859	22	109	131	10.9	46	3.8	39	13	15	312	26.0
'89-90	16	38.3	117	275	.425	116	132	.879	20	87	107	6.7	31	1.9	49	7	7	355	22.2
'90-91	4	35.5	27	66	.409	14	19	.737	2	21	23	5.8	10	2.5	12	7	5	68	17.0
'91-92	7	27.7	39	85	.459	27	32	.844	8	23	31	4.4	19	2.7	15	2	5	109	15.6
'92-93	24	25.7	64	165	.388	44	54	.815	23	42	65	2.7	12	0.5	26	6	10	174	7.3
TOTALS	63	18.9	365	848	.430	268	315	.851	75	282	357	5.7	118	1.9	141	35	42	1018	16.2

3	Rex Chapman				6'4"				195 lbs.				G				Kentucky			
Acquired: Signed as free agent 10/13/96. Departed: Retired 11/20/00.																				
YEAR	G	MIN	FGM	FGA	PCT	FTM	FTA	PCT	OR	DR	TR	AVG	AST	AVG	TO	STL	BLK	PTS	AVG	
'96-'97	65	28.2	332	749	.443	124	149	.832	20	156	181	2.8	182	2.8	96	52	7	898	13.8	
'97-'98	68	32.3	408	956	.427	146	187	.781	30	143	173	2.5	203	3.0	71	71	14	1082	15.9	
'98-'99	38	31.1	165	459	.359	76	91	.835	12	92	104	2.7	109	2.9	54	34	9	459	12.1	
'99-'00	65	18.1	124	320	.388	59	78	.756	10	70	80	1.5	62	1.2	38	22	1	348	6.6	
TOTALS	233	25.1	1029	2454	.418	305	395	.772	72	458	524	2.3	564	2.7	223	156	21	2787	11.9	

TOTALS	224	27.8	1023	2484	414	403	303	582	17	401	338	2.4	330	2.3	239	179	31	2787	12.4
PLAYOFFS																			
'96-'97	5	38.2	41	83	.494	17	25	.680	2	14	16	3.2	13	2.6	15	2	0	121	24.2
'97-'98	2	29.0	6	23	.261	6	7	.857	0	0	0	0.0	4	2.0	2	2	0	18	9.0
'98-'99	3	19.0	6	21	.286	3	4	.750	2	4	6	2.0	6	2.0	4	1	0	17	5.7
TOTALS	10	20.6	52	127	.437	26	36	.723	4	19	22	2.3	23	2.3	21	5	0	156	15.6

TOTALS		10	30.0	33	127.4	437	20	30	122	4	10	22	2.2	23	2.3	21	9	0	136	13.0	
1	Josh Childress					6'8"					210 lbs.					G/F					Stanford
Acquired: From Atlanta on 7/14/10 in sign-and-trade for 2012 second round pick. Departed: Designated as Suns' amnesty player and waived on 7/15/12.																					
YEAR	G	MIN	FGM	FGA	PCT	FTM	FTA	PCT	OR	DR	TR	AVG	AST	AVG	TO	STL	BLK	PTS	AVG		
10-11	54	16.6	121	214	.565	29	59	.492	69	86	155	2.9	42	0.8	44	33	23	272	5.0		
11-12	34	14.4	48	99	.485	0	2	.000	31	64	95	2.8	34	1.0	9	14	6	100	2.9		

TOTALS	88	15.7	169	313	.540	29	61	.475	100	150	250	2.8	76	0.9	53	47	29	372	4.2
0	Marquese Chriss					6'10"		240 lbs.		F		Washington							
Acquired: Draft rights (8th overall) from Sacramento 6/23/16 for rights to Bogdan Bogdanovic, Georgios Papagiannis (13th overall), Skal Labissiere (28th overall) and a future 2nd rd. pick. Departed: To Houston 8/31/18 with Brandon Knight for Ryan Anderson and DeAnthony Melton.																			
YEAR	G	MIN	FGM	FGA	PCT	FTM	FTA	PCT	OR	DR	TR	AVG	AST	AVG	TO	STL	BLK	PTS	AVG

YEAR	G	MIN	FGM	FGA	PCT	FTM	FTA	PCT	OR	DR	TR	AVG	AST	AVG	TO	STL	BLK	PTS	AVG
'16-17	82	21.3	284	632	.449	113	181	.624	96	252	348	4.2	60	0.7	108	67	70	753	9.2
'17-18	72	21.2	202	477	.423	96	158	.608	76	319	395	5.5	83	1.2	107	51	70	556	7.7
TOTALS	154	21.2	486	1109	.438	209	339	.617	172	571	743	4.8	143	0.9	215	118	140	1309	8.5

31	Bob Christian	6'10"	255 lbs.	F	Grambling
----	---------------	-------	----------	---	-----------

Acquired: From Atlanta 10/9/73 for two undisclosed draft picks. Departed: Waived 7/31/74.

YEAR	G	MIN	FGM	FGA	PCT	FTM	FTA	PCT	OR	DR	TR	AVG	AST	AVG	TO	STL	BLK	PTS	AVG
73-74	81	15.4	140	288	.486	106	151	.702	85	254	339	4.2	98	1.2	—	19	32	386	4.8
25	Dionte Christmas					6'5"		205 lbs.		G		Temple							
Acquired: Signed as free agent 9/13/13. Departed: Waived 7/24/14.																			
YEAR	G	MIN	FGM	FGA	PCT	FTM	FTA	PCT	OR	DR	TR	AVG	AST	AVG	TO	STL	BLK	PTS	AVG

TIME TORISE

20	Jarron Collins				6'11"	248 lbs.	C	Stanford			
----	----------------	--	--	--	-------	----------	---	----------	--	--	--

Acquired: Claimed off waivers 10/26/09. Departed: Contract expired 6/30/10.

YEAR	G	MIN	FGM	FGA	PCT	FTM	FTA	PCT	OR	DR	TR	AVG	AST	AVG	TO	STL	BLK	PTS	AVG
'09-10	34	7.7	12	31	.387	10	25	.400	22	40	62	1.8	6	0.2	10	2	3	34	1.0
PLAYOFFS																			
'09-10	11	10.5	5	15	.333	2	2	1.000	9	8	17	1.5	0	0.0	3	1	1	12	1.1

45	Jeff Cook				6'10"	225 lbs.	F	Idaho State			
----	-----------	--	--	--	-------	----------	---	-------------	--	--	--

Acquired: Signed as free agent 5/22/79; Signed as free agent 10/2/87. Departed: To Cleveland 2/8/83 for James Edwards & 3rd rd. pick; Contract expired on 6/30/88.

YEAR	G	MIN	FGM	FGA	PCT	FTM	FTA	PCT	OR	DR	TR	AVG	AST	AVG	TO	STL	BLK	PTS	AVG
'79-80	66	13.7	129	275	.469	104	129	.806	90	151	241	3.7	84	1.3	71	28	18	362	5.5
'80-81	79	27.7	286	616	.464	100	155	.645	170	297	467	5.9	201	2.5	146	82	54	672	8.5
'81-82	76	17.1	151	358	.422	89	134	.664	112	189	301	4.0	100	1.3	80	37	23	391	5.1
'82-83	45	12.2	61	142	.430	41	54	.759	44	85	129	2.9	58	1.3	56	12	13	163	3.6
'87-88	33	10.9	14	59	.237	23	28	.821	37	69	106	3.2	14	0.4	14	9	8	51	1.5
TOTALS	299	17.7	641	1450	.442	357	500	.714	453	791	1244	4.2	457	1.5	367	168	116	1639	5.5

PLAYOFFS																			
'79-80	7	14.0	16	24	.667	22	26	.846	5	16	21	3.0	7	1.0	5	4	2	54	7.7
'80-81	7	29.4	25	54	.463	14	19	.737	17	30	47	6.7	11	1.6	10	1	0	65	9.3
'81-82	7	6.4	4	8	.500	0	0	.000	6	3	9	1.3	7	1.0	2	2	2	8	1.1
TOTALS	21	16.6	45	86	.523	36	45	.800	28	49	77	3.7	25	1.2	17	7	4	127	6.0

10	Duane Cooper				6'1"	185 lbs.	G	USC			
----	--------------	--	--	--	------	----------	---	-----	--	--	--

Acquired: Signed as free agent 11/10/93. Departed: Waived 10/13/94.

YEAR	G	MIN	FGM	FGA	PCT	FTM	FTA	PCT	OR	DR	TR	AVG	AST	AVG	TO	STL	BLK	PTS	AVG
'93-94	23	5.9	18	41	.439	11	15	.733	0	7	9	0.4	28	1.2	20	3	0	48	2.1

23	Tyrone Corbin				6'6"	222 lbs.	F	DePaul			
----	---------------	--	--	--	------	----------	---	--------	--	--	--

Acquired: From Cleveland 2/25/88 with Kevin Johnson, Mark West, 1st & two 2nd rd. picks for Larry Nance, Mike Sanders and 1st rd. pick. Departed: Selected by Minnesota 6/15/89 in NBA Expansion Draft.

YEAR	G	MIN	FGM	FGA	PCT	FTM	FTA	PCT	OR	DR	TR	AVG	AST	AVG	TO	STL	BLK	PTS	AVG
'87-88	30	19.7	99	203	.488	33	40	.825	48	82	130	4.3	59	2.0	38	30	3	232	7.7
'88-89	77	21.5	245	454	.540	141	179	.788	176	222	398	5.2	118	1.5	92	82	13	631	8.2
TOTALS	107	21.0	344	657	.524	174	219	.795	224	304	528	4.9	177	1.7	120	112	16	863	8.1
PLAYOFFS																			
'88-89	12	25.8	45	86	.523	19	25	.760	43	42	85	7.1	26	2.2	14	24	4	109	9.1

8	Bryce Cotton				6'1"	165 lbs.	G	Providence			
---	--------------	--	--	--	------	----------	---	------------	--	--	--

Acquired: Signed as free agent 11/25/15. Departed: Waived 1/7/16.

YEAR	G	MIN	FGM	FGA	PCT	FTM	FTA	PCT	OR	DR	TR	AVG	AST	AVG	TO	STL	BLK	PTS	AVG
'15-16	3	11.0	2	8	.250	0	0	—	0	0	0	0.0	3	1.0	5	3	0	4	1.3

31	Mel Counts				7'0"	235 lbs.	C	Oregon State			
----	------------	--	--	--	------	----------	---	--------------	--	--	--

Acquired: From L.A. Lakers 5/20/70 for Gail Goodrich. Departed: To Philadelphia 10/10/72 for 2nd rd. pick.

YEAR	G	MIN	FGM	FGA	PCT	FTM	FTA	PCT	OR	DR	TR	AVG	AST	AVG	TO	STL	BLK	PTS	AVG
'70-71	80	20.9	365	799	.457	149	198	.753	—	—	503	6.3	136	1.7	—	—	—	879	11.0
'71-72	76	11.9	147	344	.427	101	140	.721	—	—	257	3.4	96	1.3	—	—	—	395	5.2
TOTALS	156	16.5	512	1143	.447	250	338	.740	—	—	760	4.9	232	1.5	—	—	—	1274	8.2

40	Joe Courtney				6'9"	235 lbs.	F	Southern Miss.			
----	--------------	--	--	--	------	----------	---	----------------	--	--	--

Acquired: Signed as free agent 9/3/93. Departed: Waived 2/26/94.

YEAR	G	MIN	FGM	FGA	PCT	FTM	FTA	PCT	OR	DR	TR	AVG	AST	AVG	TO	STL	BLK	PTS	AVG
'93-94	33	5.1	40	78	.513	23	32	.719	14	13	27	0.8	9	0.3	10	3	6	103	3.1

11	Joe Crispin				6'0"	185 lbs.	G	Penn State			
----	-------------	--	--	--	------	----------	---	------------	--	--	--

Acquired: Signed as free agent 1/7/02. Departed: Contract expired on 6/30/02.

YEAR	G	MIN	FGM	FGA	PCT	FTM	FTA	PCT	OR	DR	TR	AVG	AST	AVG	TO	STL	BLK	PTS	AVG
'01-02	15	8.6	23	56	.411	8	8	1.000	0	8	10	0.7	24	1.6	9	4	0	69	4.6

12	Winston Crite				6'7"	233 lbs.	F	Texas A&M			
----	---------------	--	--	--	------	----------	---	-----------	--	--	--

Acquired: 3rd rd., 1987 NBA Draft (53rd Overall). Departed: Waived 12/27/88.

YEAR	G	MIN	FGM	FGA	PCT	FTM	FTA	PCT	OR	DR	TR	AVG	AST	AVG	TO	STL	BLK	PTS	AVG
'87-88	29	8.9	34	68	.500	19	25	.760	27	37	64	2.2	15	0.5	—	5	8	87	3.0
'88-89	2	3.0	0	3	.000	0	0	.000	1	0	1	0.5	0	0.0	—	0	0	0	0.0
TOTALS	31	8.5	34	71	.479	19	25	.760	28	37	65	2.1	15	0.5	—	5	8	87	2.8

10	Seth Curry				6'1"	180 lbs.	G	Duke			
----	------------	--	--	--	------	----------	---	------	--	--	--

Acquired: Signed to 10-day contract 3/11/15. Departed: Contract expired 3/21/15.

YEAR	G	MIN	FGM	FGA	PCT	FTM	FTA	PCT	OR	DR	TR	AVG	AST	AVG	TO	STL	BLK	PTS	AVG
'14-15	2	4.0	0	3	.000	0	0	—	0	2	2	1.0	1	0.5	0	0	0	0	0.0

43	Ben Davis				6'8"	240 lbs.	F	Arizona			
----	-----------	--	--	--	------	----------	---	---------	--	--	--

Acquired: 2nd rd., 1996 NBA Draft (43rd Overall); Signed as free agent 12/23/99. Departed: Contract expired on 6/30/97; Waived 1/5/00.

YEAR	G	MIN	FGM	FGA	PCT	FTM	FTA	PCT	OR	DR	TR	AVG	AST	AVG	TO	STL	BLK	PTS	AVG
'96-97	20	4.9	10	26	.385	9	20	.450	12	15	27	1.4	0	0.0	3	4	1	29	1.5
'99-00	5	4.4	2	6	.333	0	0	.000	3	6	9	1.8	2	0.4	3	1	1	4	0.8
TOTALS	26	4.6	12	32	.375	9	20	.450	15	21	36	1.4	2	0.1	6	5	2	33	1.3

2018-19 PHOENIX SUNS

15	Josh Davis				6'8"	235 lbs.				F	Wyoming								
Acquired: Signed a 10-day contract 1/9/06. Departed: Contract expired 1/19/06.																			
YEAR	G	MIN	FGM	FGA	PCT	FTM	FTA	PCT	OR	DR	TR	AVG	AST	AVG	TO	STL	BLK	PTS	AVG
05-06	1	5.0	1	3	.333	2	3	.667	0	0	1	1.0	0	0.0	0	1	0	4	4.0
43	Mark Davis				6'5"	195 lbs.				G	Old Dominion								
Acquired: Signed as free agent 12/30/88. Departed: Waived 1/14/89.																			
YEAR	G	MIN	FGM	FGA	PCT	FTM	FTA	PCT	OR	DR	TR	AVG	AST	AVG	TO	STL	BLK	PTS	AVG
88-89	2	3.5	1	5	.200	2	2	1.000	0	0	1	0.5	0	0.0	—	0	0	4	2.0
6	Walter Davis				6'6"	220 lbs.				G	North Carolina								
Acquired: 1st rd., 1977 NBA Draft (5th Overall). Departed: Signed by Denver as free agent 7/6/88.																			
YEAR	G	MIN	FGM	FGA	PCT	FTM	FTA	PCT	OR	DR	TR	AVG	AST	AVG	TO	STL	BLK	PTS	AVG
77-78	81	32.0	786	1494	.526	387	466	.830	158	326	484	6.0	273	3.4	283	113	20	1959	24.2
78-79	79	30.8	764	1362	.561	340	409	.831	111	262	373	4.7	339	4.3	293	147	26	1868	23.6
79-80	75	30.8	657	1166	.563	299	365	.819	75	197	272	3.6	337	4.5	242	114	19	1613	21.5
80-81	78	28.0	593	1101	.539	209	250	.836	63	137	200	2.6	302	3.8	222	97	12	1402	18.0
81-82	55	21.5	350	669	.523	91	111	.820	21	82	103	1.9	162	2.9	112	46	3	794	14.4
82-83	80	31.1	665	1289	.516	184	225	.818	63	134	197	2.5	397	5.0	188	117	12	1521	19.0
83-84	78	32.6	652	1274	.512	233	270	.863	38	164	202	2.6	429	5.5	213	107	12	1557	20.0
84-85	23	24.8	139	309	.450	64	73	.877	6	29	35	1.5	98	4.3	50	18	0	345	15.0
85-86	70	32.0	624	1287	.485	257	305	.843	54	149	203	2.9	361	5.2	219	99	3	1523	21.8
86-87	79	33.5	779	1515	.514	288	334	.862	90	154	244	3.1	364	4.6	226	96	5	1867	23.6
87-88	68	28.7	488	1031	.473	205	231	.887	32	127	159	2.3	278	4.1	126	86	3	1217	17.9
TOTALS	766	30.2	6497	12497	.520	2557	3039	.841	711	1761	2472	3.2	3340	4.4	2174	1040	115	15666	20.5
PLAYOFFS																			
77-78	2	33.0	19	40	.475	12	16	.750	4	13	17	8.5	8	4.0	6	3	0	50	25.0
78-79	15	32.7	127	244	.520	78	96	.813	24	45	69	4.6	79	5.3	66	26	5	332	22.1
79-80	8	30.6	69	137	.504	28	38	.737	9	14	23	2.9	35	4.4	20	4	1	166	20.8
80-81	7	28.4	51	106	.481	10	17	.588	7	12	19	2.7	22	3.1	17	7	1	112	16.0
81-82	7	24.7	52	116	.448	22	24	.917	5	17	22	3.1	30	4.3	12	5	1	127	18.1
82-83	3	37.7	30	69	.435	17	21	.810	5	10	15	5.0	13	4.3	5	6	5	78	26.0
83-84	17	36.6	175	327	.535	70	78	.897	15	31	46	2.7	109	6.4	43	29	3	423	24.9
TOTALS	59	32.3	523	1039	.503	237	290	.817	69	142	211	3.6	296	5.0	169	80	16	1288	21.8
11	Todd Day				6'6"	195 lbs.				G	Arkansas								
Acquired: Signed as free agent 10/4/99. Departed: Contract expired on 6/30/00.																			
YEAR	G	MIN	FGM	FGA	PCT	FTM	FTA	PCT	OR	DR	TR	AVG	AST	AVG	TO	STL	BLK	PTS	AVG
99-00	58	16.2	130	330	.394	72	108	.667	31	98	129	2.2	65	1.1	50	44	22	396	6.8
PLAYOFFS																			
99-00	9	11.1	16	35	.457	5	10	.500	6	4	10	1.1	4	0.4	4	4	1	42	4.7
15/8	Vinny Del Negro				6'4"	200 lbs.				G	North Carolina State								
Acquired: From Golden State 1/26/01 for Corie Blount, Ruben Garces and Paul McPherson. Departed: To L.A. Clippers on 11/16/01 in three-team trade with Orlando that also sent Judd Buechler to Orlando and brought Bo Outlaw, 1st rd. pick from Orlando.																			
YEAR	G	MIN	FGM	FGA	PCT	FTM	FTA	PCT	OR	DR	TR	AVG	AST	AVG	TO	STL	BLK	PTS	AVG
00-01	36	14.6	76	144	.528	25	28	.893	8	43	51	1.4	64	1.8	19	20	3	177	4.9
01-02	2	3.0	1	4	.250	0	0	—	0	0	0	0.0	2	1.0	0	0	0	2	1.0
TOTALS	38	14.0	77	148	.520	25	28	.893	8	43	51	1.3	66	1.7	19	20	3	179	4.7
PLAYOFFS																			
00-01	3	8.7	4	7	.571	0	0	—	0	2	2	0.7	5	1.7	0	0	0	8	2.7
00	Tony Delk				6'2"	189 lbs.				G	Kentucky								
Acquired: Signed as free agent 8/2/00. Departed: To Boston 2/20/02 with Rodney Rogers for Joe Johnson, Randy Brown, Milt Palacio and 2002 1st rd. pick (Casey Jacobsen).																			
YEAR	G	MIN	FGM	FGA	PCT	FTM	FTA	PCT	OR	DR	TR	AVG	AST	AVG	TO	STL	BLK	PTS	AVG
00-01	82	27.9	383	923	.415	158	235	.787	76	185	261	3.2	160	2.0	101	75	17	1005	12.3
01-02	41	21.4	166	416	.399	56	67	.836	38	86	124	3.0	81	2.0	40	31	4	435	10.6
TOTALS	123	25.7	549	1339	.410	214	302	.709	114	271	385	3.1	241	2.0	141	106	21	1440	11.7
PLAYOFFS																			
00-01	4	25.6	18	43	.419	7	11	.636	5	11	16	4.0	4	1.0	5	3	0	47	11.8
3	Boris Diaw				6'8"	235 lbs.				F/C	Pau Orthez (France)								
Acquired: From Atlanta 8/19/05 with two future first-round picks in sign-and-trade deal for Joe Johnson. Departed: Traded along with Raja Bell and Sean Singletary to Charlotte on 12/10/08 in exchange for Jason Richardson, Jared Dudley and a 2010 second-round pick.																			
YEAR	G	MIN	FGM	FGA	PCT	FTM	FTA	PCT	OR	DR	TR	AVG	AST	AVG	TO	STL	BLK	PTS	AVG
05-06	81	35.5	449	853	.526	174	238	.731	159	399	558	6.9	503	6.2	189	58	85	1080	13.3
06-07	73	31.1	306	569	.538	82	120	.683	91	226	317	4.3	352	4.8	154	28	38	709	9.7
07-08	82	28.1	308	646	.477	96	129	.744	97	281	378	4.6	317	3.9	155	61	39	725	8.8
08-09	22	24.5	80	141	.567	18	26	.692	24	60	84	3.8	46	2.1	37	11	9	183	8.3
TOTALS	258	31.0	1143	2209	.517	370	513	.721	371	966	1337	5.2	1218	4.7	535	158	171	2697	10.5
PLAYOFFS																			
05-06	20	39.8	152	289	.526	67	88	.761	39	94	133	6.7	104	5.2	55	18	22	374	18.7
06-07	10	23.5	28	59	.475	10	15	.667	13	19	32	3.2	30	3.0	17	7	2	66	6.6
07-08	5	35.6	35	64	.542	3	6	.500	7	21	28	5.6	23	4.6	11	3	4	73	14.6
TOTALS	35	34.5	215	412	.522	80	109	.734	59	134	193	5.5	157	4.5	83	28	28	513	14.7
22	Zabian Dowdell				6'3"	190 lbs.				G	Virginia Tech								

2/1	Goran Dragic				6'3"				190 lbs.				G				Union Olimpija (Slovenia)			
Acquired: Draft rights (45th overall) from San Antonio 6/26/08 for draft rights to Malik Hairston (48th overall), a 2009 2nd rd. pick and cash considerations; Signed as free agent 7/19/12. Departed: To Houston 2/24/11 with a 2011 1st rd. pick for Aaron Brooks; To Miami 2/19/15 with Zoran Dragic in three-team trade with New Orleans that sent Danny Granger, 2017 and 2021 1st rd. picks from Miami and John Salmons from New Orleans to Phoenix.																				
YEAR	G	MIN	FGM	FGA	PCT	FTM	FTA	PCT	OR	DR	TR	AVG	AST	AVG	TO	STL	BLK	PTS	AVG	
'08-09	55	13.2	88	224	.393	50	65	.769	33	70	103	1.9	111	2.0	73	29	3	246	4.5	
'09-10	80	18.0	222	491	.452	117	159	.736	38	133	171	2.1	241	3.0	126	48	8	635	7.9	
'10-11	48	17.8	133	316	.421	59	97	.608	24	62	86	1.8	149	3.1	96	36	6	353	7.4	
'12-13	77	33.5	401	906	.443	244	326	.748	60	178	238	3.1	569	7.4	212	124	26	1134	14.7	
'13-14	76	35.1	552	1093	.505	316	416	.760	69	176	245	3.2	447	5.9	213	104	22	1542	20.3	
'14-15	52	32.4	340	679	.501	97	130	.746	51	134	185	3.6	211	4.1	114	50	9	843	16.2	
TOTALS	388	25.8	1736	3709	.468	883	1193	.740	275	753	1028	2.6	1728	4.5	834	391	74	4753	12.3	

PLAYOFFS

'09-10	16	14.8	43	100	.430	23	31	.742	10	19	29	1.8	36	2.3	16	4	1	122	7.6
--------	----	------	----	-----	------	----	----	------	----	----	----	-----	----	-----	----	---	---	-----	-----

10	Zoran Dragic				6'5"				200 lbs.				G				Unicaja Malaga (Slovenia)			
----	--------------	--	--	--	------	--	--	--	----------	--	--	--	---	--	--	--	---------------------------	--	--	--

Acquired: Signed 9/29/14. **Departed:** To Miami 2/19/15 with Goran Dragic in three-team trade with New Orleans that sent Danny Granger, 2017 and 2021 1st rd. picks from Miami and John Salmons from New Orleans to Phoenix.

YEAR	G	MIN	FGM	FGA	PCT	FTM	FTA	PCT	OR	DR	TR	AVG	AST	AVG	TO	STL	BLK	PTS	AVG
'14-15	6	2.2	2	8	.250	2	3	.667	2	1	3	0.5	1	0.2	0	0	0	6	1.0

14	Chris Dudley				6'11"				260 lbs.				C				Yale			
----	--------------	--	--	--	-------	--	--	--	----------	--	--	--	---	--	--	--	------	--	--	--

Acquired: From New York 9/20/00 with 1st rd. pick and cash for Luc Longley in four-team deal with Seattle, Lakers that included Patrick Ewing, Glen Rice, Horace Grant. **Departed:** To New Jersey 7/18/01 with Jason Kidd for Stephon Marbury, Soumaila Samake, Johnny Newman.

YEAR	G	MIN	FGM	FGA	PCT	FTM	FTA	PCT	OR	DR	TR	AVG	AST	AVG	TO	STL	BLK	PTS	AVG
'00-01	53	11.6	29	73	.397	14	36	.389	64	119	183	3.5	18	0.3	26	14	29	72	1.4

PLAYOFFS

'00-01	3	8.7	1	2	.500	0	0	.000	3	4	7	2.3	0	0.0	4	1	1	2	0.7
--------	---	-----	---	---	------	---	---	------	---	---	---	-----	---	-----	---	---	---	---	-----

3	Jared Dudley				6'7"				230 lbs.				F				Boston College			
---	--------------	--	--	--	------	--	--	--	----------	--	--	--	---	--	--	--	----------------	--	--	--

Acquired: From Charlotte 12/10/08 with Jason Richardson and a 2010 2nd rd. pick for Raja Bell, Boris Diaw and Sean Singletary; signed extension 11/1/10; Signed as free agent 7/8/16. **Departed:** To L.A. Clippers 7/10/13 in three-team deal with Milwaukee; To Brooklyn 7/20/18 with a protected 2021 2nd rd. pick for Darrell Arthur.

YEAR	G	MIN	FGM	FGA	PCT	FTM	FTA	PCT	OR	DR	TR	AVG	AST	AVG	TO	STL	BLK	PTS	AVG
'08-09	48	15.2	91	189	.481	56	81	.691	57	89	146	3.0	37	0.8	33	39	6	264	5.5
'09-10	82	24.3	225	490	.459	104	138	.754	99	182	281	3.4	115	1.4	68	81	16	674	8.2
'10-11	82	26.1	300	629	.477	162	218	.743	111	207	318	3.9	108	1.3	77	87	20	867	10.6
'11-12	65	31.1	312	643	.485	119	164	.726	95	206	301	4.6	112	1.7	72	49	19	823	12.7
'12-13	79	27.5	313	669	.468	129	162	.796	79	166	245	3.1	203	2.6	101	75	8	861	10.9
'16-17	64	21.3	157	346	.454	43	65	.662	31	194	225	3.5	121	1.9	73	42	16	434	6.8
'17-18	48	14.3	48	122	.393	27	35	.771	8	86	94	2.0	78	1.6	28	24	11	452	3.2
TOTALS	468	23.7	1446	3088	.468	640	863	.742	480	1130	1610	3.4	774	1.7	452	397	96	4075	8.7

PLAYOFFS

'09-10	16	23.6	40	86	.465	17	28	.607	15	45	60	3.8	28	1.8	9	18	6	122	7.6
--------	----	------	----	----	------	----	----	------	----	----	----	-----	----	-----	---	----	---	-----	-----

21	Richard Dumas				6'7"				210 lbs.				F				Oklahoma State			
----	---------------	--	--	--	------	--	--	--	----------	--	--	--	---	--	--	--	----------------	--	--	--

Acquired: 2nd rd., 1991 NBA Draft (46th Overall). **Departed:** Waived 5/17/95.

YEAR	G	MIN	FGM	FGA	PCT	FTM	FTA	PCT	OR	DR	TR	AVG	AST	AVG	TO	STL	BLK	PTS	AVG
'92-93	48	27.5	320	576	.556	152	215	.707	100	123	223	4.6	60	1.3	92	85	39	757	15.8
'93-94	—DID NOT PLAY: SUSPENDED—																		
'94-95	15	11.1	37	73	.507	8	16	.500	18	11	29	1.9	7	0.5	9	10	2	82	5.5
TOTALS	63		357	649	.550	160	231	.693	118	134	252	4.0	67	1.1	101	95	41	839	13.3

PLAYOFFS

'92-93	23	21.7	107	204	.525	37	49	.755	36	29	65	2.8	24	1.0	27	21	13	251	10.9
--------	----	------	-----	-----	------	----	----	------	----	----	----	-----	----	-----	----	----	----	-----	------

27	Tony Dumas				6'6"				190 lbs.				F				Missouri-KC			
----	------------	--	--	--	------	--	--	--	----------	--	--	--	---	--	--	--	-------------	--	--	--

Acquired: From Dallas 12/26/96 with Jason Kidd and Loren Meyer for Sam Cassell, Michael Finley, A.C. Green and a 2nd rd. pick (1997 or '98).

Departed: To Cleveland 10/1/97 with Wesley Person in three-team deal with Denver. Suns received Antonio McDyess from Denver for two 1st rd. picks (1998; Milwaukee's in '98 or '99); two 2nd rd. picks (2000-02) and cash. Cleveland also sent a future 1st rd. pick to Denver.

YEAR	G	MIN	FGM	FGA	PCT	FTM	FTA	PCT	OR	DR	TR	AVG	AST	AVG	TO	STL	BLK	PTS	AVG
'96-97	6	8.5	6	19	.316	1	2	.500	0	2	2	0.3	3	0.5	1	0	1	14	2.3

25	T.R. Dunn				6'4"				195 lbs.				G				Alabama			
----	-----------	--	--	--	------	--	--	--	----------	--	--	--	---	--	--	--	---------	--	--	--

Acquired: Signed as free agent 1/16/89. **Departed:** Contract expired on 6/30/89.

YEAR	G	MIN	FGM	FGA	PCT	FTM	FTA	PCT	OR	DR	TR	AVG	AST	AVG	TO	STL	BLK	PTS	AVG
'88-89	34	9.4	12	35	.343	9	12	.750	30	30	60	1.8	25	0.7	6	12	1	33	1.0

PLAYOFFS

'88-89	8	9.9	3	7	.429	1	2	.500	7	8	15	1.9	1	0.1	2	5	0	7	0.9
--------	---	-----	---	---	------	---	---	------	---	---	----	-----	---	-----	---	---	---	---	-----

17	Devin Durrant				6'7"				200 lbs.				F				Brigham Young			
----	---------------	--	--	--	------	--	--	--	----------	--	--	--	---	--	--	--	---------------	--	--	--

Acquired: Signed as free agent 10/8/85. **Departed:** Waived 11/4/85.

YEAR	G	MIN	FGM	FGA	PCT	FTM	FTA	PCT	OR	DR	TR	AVG	AST	AVG	TO	STL	BLK	PTS	AVG
'85-86	4	12.8	8	21	.381	1	4	.250	2	6	8	2.0	5	1.3	4	3	0	17	4.3

35	Craig Dykema				6'8"				198 lbs.				F				Long Beach State			
----	--------------	--	--	--	------	--	--	--	----------	--	--	--	---	--	--	--	------------------	--	--	--

Acquired: 3rd rd., 1981 NBA Draft (66th Overall). **Departed:** Waived 12/21/82.

YEAR	G	MIN	FGM	FGA	PCT	FTM	FTA	PCT	OR	DR	TR	AVG	AST	AVG	TO	STL	BLK	PTS	AVG
'81-82	32	3.2	17	37	.459	7	9	.778	3	9	12	0.4	15	0.5	7	2	0	43	1.3

2018-19 PHOENIX SUNS

31	Jarell Eddie	6'7"	220 lbs.	F	Virginia Tech
----	--------------	------	----------	---	---------------

Acquired: Signed 10-day contracts 3/19/17 and 3/29/17. Departed: Contract expired 4/7/17.

YEAR	G	MIN	FGM	FGA	PCT	FTM	FTA	PCT	OR	DR	TR	AVG	AST	AVG	TO	STL	BLK	PTS	AVG
16-17	5	12.5	6	19	.316	8	9	.889	1	6	7	1.4	0	0.0	1	1	0	24	4.8

53	James Edwards	7'1"	252 lbs.	C	Washington
----	---------------	------	----------	---	------------

Acquired: From Cleveland 2/8/83 with 3rd rd. pick & cash for Jeff Cook. Departed: To Detroit 2/24/88 for Ron Moore and 2nd rd. pick.

YEAR	G	MIN	FGM	FGA	PCT	FTM	FTA	PCT	OR	DR	TR	AVG	AST	AVG	TO	STL	BLK	PTS	AVG
'82-'83	31	21.5	128	263	.487	69	108	.639	56	99	155	5.0	40	1.3	49	12	19	325	10.5
'83-'84	72	26.3	438	817	.536	183	254	.720	108	240	348	4.8	184	2.6	146	23	30	1059	14.9
'84-'85	70	25.5	384	766	.501	276	370	.746	95	292	387	5.5	153	2.2	162	26	52	1044	14.9
'85-'86	52	25.3	318	587	.542	212	302	.702	79	222	301	5.8	74	1.4	128	23	29	848	16.3
'86-'87	14	21.7	57	110	.518	54	70	.771	20	40	60	4.3	19	1.4	15	6	7	168	12.0
'87-'88	43	32.0	254	542	.469	165	260	.635	97	238	335	7.8	73	1.7	108	14	42	673	15.7
TOTALS	282	26.0	1579	3085	.512	959	1364	.703	455	1131	1586	5.6	543	1.9	608	104	179	4117	14.6

PLAYOFFS

'82-'83	3	18.0	11	26	.423	6	6	1.000	6	12	18	6.0	4	1.3	5	1	1	28	9.3
'83-'84	17	27.2	93	189	.492	48	68	.706	22	69	91	5.4	27	1.6	31	4	11	234	13.8
TOTALS	20	25.8	104	215	.484	54	74	.730	28	81	109	5.5	31	1.6	36	5	12	262	13.1

12	Howard Eistley	6'2"	185 lbs.	G	Boston College
----	----------------	------	----------	---	----------------

Acquired: From New York 1/5/04 with Antonio McDyess, Maciej Lampe, Charlie Ward, the draft rights to Milos Vujanic, two first-round draft picks and cash for Stephon Marbury, Anfernee Hardaway and Cezary Trybanski. Departed: Agreed to a contract buyout and waived 10/29/04.

YEAR	G	MIN	FGM	FGA	PCT	FTM	FTA	PCT	OR	DR	TR	AVG	AST	AVG	TO	STL	BLK	PTS	AVG
'03-'04	34	21.4	86	249	.345	44	53	.830	13	50	63	1.9	117	3.4	48	26	2	240	7.1

17	Mario Elie	6'5"	225 lbs.	G	American Int'l
----	------------	------	----------	---	----------------

Acquired: Signed as free agent 9/16/00. Departed: Contract expired on 6/30/01.

YEAR	G	MIN	FGM	FGA	PCT	FTM	FTA	PCT	OR	DR	TR	AVG	AST	AVG	TO	STL	BLK	PTS	AVG
'00-'01	68	22.1	104	246	.423	55	69	.797	38	117	155	2.3	131	1.9	60	58	12	299	4.4

PLAYOFFS

'00-'01	4	25.8	14	31	.452	6	8	.750	2	11	13	3.3	7	1.8	2	3	1	36	9.0
---------	---	------	----	----	------	---	---	------	---	----	----	-----	---	-----	---	---	---	----	-----

14	Scott English	6'6"	220 lbs.	F	Texas-El Paso
----	---------------	------	----------	---	---------------

Acquired: 3rd rd., 1972 NBA Draft (33rd Overall). Departed: Waived 9/18/73.

YEAR	G	MIN	FGM	FGA	PCT	FTM	FTA	PCT	OR	DR	TR	AVG	AST	AVG	TO	STL	BLK	PTS	AVG
'72-'73	29	6.8	36	93	.387	21	29	.724	—	—	44	1.5	15	0.5	—	—	—	93	3.2

4	Tyler Ennis	6'3"	175 lbs.	G	Syracuse
---	-------------	------	----------	---	----------

Acquired: 1st rd., 2014 NBA Draft (18th Overall). Departed: To Milwaukee 2/19/15 with Miles Plumlee in three-team trade with Philadelphia that sent Brandon Knight and Kendall Marshall from Milwaukee to Phoenix and sent L.A. Lakers future 1st rd. pick from Phoenix to Philadelphia.

YEAR	G	MIN	FGM	FGA	PCT	FTM	FTA	PCT	OR	DR	TR	AVG	AST	AVG	TO	STL	BLK	PTS	AVG
'14-'15	8	7.3	9	21	.429	2	2	1.000	1	6	7	0.9	14	1.8	8	0	2	22	2.8

14	Keith Erickson	6'5"	195 lbs.	F	UCLA
----	----------------	------	----------	---	------

Acquired: From L.A. Lakers 10/30/73 with 2nd rd. pick for Connie Hawkins. Departed: Retired 6/6/77.

YEAR	G	MIN	FGM	FGA	PCT	FTM	FTA	PCT	OR	DR	TR	AVG	AST	AVG	TO	STL	BLK	PTS	AVG
'73-'74	66	30.8	393	824	.477	177	221	.801	94	320	414	6.3	205	3.1	—	63	20	963	14.6
'74-'75	49	30.0	237	557	.425	130	156	.833	70	173	243	5.0	170	3.5	—	50	12	604	12.3
'75-'76	74	25.0	305	649	.470	134	157	.854	106	226	332	4.5	185	2.5	—	79	6	744	10.1
'76-'77	50	19.0	142	294	.483	37	50	.740	36	108	144	2.9	104	2.1	—	30	7	321	6.4
TOTALS	239	26.4	1077	2324	.463	478	584	.818	306	827	1133	4.7	664	2.8	—	222	45	2632	11.0

PLAYOFFS

'75-'76	19	22.4	80	173	.462	55	68	.809	15	52	67	3.5	35	1.8	—	11	4	215	11.3
---------	----	------	----	-----	------	----	----	------	----	----	----	-----	----	-----	---	----	---	-----	------

7	Butch Fehrer	6'4"	195 lbs.	G	Vanderbilt
---	--------------	------	----------	---	------------

Acquired: From Seattle 3/18/77 for 2nd rd. pick & cash. Departed: Waived 10/17/77.

YEAR	G	MIN	FGM	FGA	PCT	FTM	FTA	PCT	OR	DR	TR	AVG	AST	AVG	TO	STL	BLK	PTS	AVG
'76-'77	48	10.1	86	162	.531	76	99	.768	18	56	74	1.5	36	0.8	—	11	7	248	5.2

4	Michael Finley	6'7"	215 lbs.	G/F	Wisconsin
---	----------------	------	----------	-----	-----------

Acquired: 1st rd., 1995 NBA Draft (21st Overall). Departed: To Dallas 12/26/96 with Sam Cassell, A.C. Green and 2nd rd. pick for Jason Kidd, Loren Meyer and Tony Dumas.

YEAR	G	MIN	FGM	FGA	PCT	FTM	FTA	PCT	OR	DR	TR	AVG	AST	AVG	TO	STL	BLK	PTS	AVG
'95-'96	82	39.2	465	976	.476	424	323	.749	139	235	374	4.6	289	3.5	133	85	31	1233	15.0
'96-'97	27	29.5	141	297	.475	56	69	.812	34	86	120	4.4	68	2.5	44	18	4	352	13.0
TOTALS	109	36.8	606	1273	.476	298	392	.760	173	321	494	4.5	357	3.3	177	103	35	1585	14.5

4	Alton Ford	6'9"	280 lbs.	F	Houston
---	------------	------	----------	---	---------

Acquired: 2nd rd., 2001 NBA Draft (51st Overall). Departed: Contract expired on 6/30/03.

YEAR	G	MIN	FGM	FGA	PCT	FTM	FTA	PCT	OR	DR	TR	AVG	AST	AVG	TO	STL	BLK	PTS	AVG
'01-'02	53	8.5	61	118	.517	42	57	.737	32	75	107	2.0	7	0.1	32	6	7	164	3.1
'02-'03	11	2.8	3	9	.333	1	3	.333	0	6	6	0.5	1	0.1	2	0	0	7	0.6
TOTALS	64	7.5	64	127	.504	43	60	.717	32	81	113	1.8	8	0.1	34	6	7	171	2.7

23	Sharrod Ford	6'9"	225 lbs.	F	Clemson
----	--------------	------	----------	---	---------

Acquired: Signed as free agent 11/2/05. Departed: Waived 12/24/05.

YEAR	G	MIN	FGM	FGA	PCT	FTM	FTA	PCT	OR	DR	TR	AVG	AST	AVG	TO	STL	BLK	PTS	AVG
'05-'06	3	4.3	2	3	.667	0	0	—	1	2	3	1.0	0	0.0	2	0	1	4	1.3

35 Bayard Forrest 6'10" 237 lbs. F Grand Canyon

Acquired: 2nd rd., 1976 NBA Draft (33rd Overall). Departed: Retired 9/7/80.

YEAR	G	MIN	FGM	FGA	PCT	FTM	FTA	PCT	OR	DR	TR	AVG	AST	AVG	TO	STL	BLK	PTS	AVG
77-78	64	13.9	111	238	.466	49	103	.476	84	166	250	3.9	129	2.0	84	23	34	271	4.2
78-79	75	16.6	118	272	.434	62	115	.539	110	205	315	4.2	167	2.2	107	29	37	298	4.0
TOTALS	139	15.4	229	510	.449	111	218	.509	194	371	565	4.1	296	2.1	191	52	71	569	4.1

PLAYOFFS

77-78	1	3.0	1	1	1.000	0	0	.000	0	0	0	0.0	0	0.0	0	0	0	2	2.0
78-79	14	7.9	10	18	.556	2	10	.200	9	20	29	2.1	11	0.8	10	4	2	22	1.6
TOTALS	15	7.6	11	19	.579	2	10	.200	9	20	29	1.9	11	0.7	10	4	2	24	1.6

10 Rod Foster 6'1" 162 lbs. G UCLA

Acquired: 2nd rd., 1983 NBA Draft (28th Overall). Departed: Waived 6/8/86.

YEAR	G	MIN	FGM	FGA	PCT	FTM	FTA	PCT	OR	DR	TR	AVG	AST	AVG	TO	STL	BLK	PTS	AVG
83-84	80	17.8	260	580	.448	122	155	.787	39	81	120	1.5	172	2.2	108	54	9	664	8.3
84-85	79	16.7	286	636	.450	83	110	.755	27	53	80	1.0	186	2.4	117	61	0	696	8.8
85-86	48	14.7	85	218	.390	23	32	.719	9	49	58	1.2	121	2.5	61	22	1	202	4.1
TOTALS	207	16.7	631	1434	.444	228	297	.768	75	183	258	1.2	479	2.3	286	137	10	1562	7.5

PLAYOFFS

83-84	16	8.0	10	39	.256	9	9	1.000	6	7	13	0.8	18	1.1	13	5	1	29	1.8
84-85	3	18.7	7	25	.280	6	8	.750	0	3	3	1.0	7	2.3	5	5	0	20	6.7
TOTALS	19	9.7	17	64	.266	15	17	.882	6	10	16	0.8	25	1.3	18	10	1	49	2.6

31 Jim Fox 6'10" 230 lbs. F South Carolina

Acquired: From Detroit 12/17/68 with 3rd rd. pick for McCoy McLemore. Departed: To Chicago 4/23/70 with future draft pick for Clem Haskins.

YEAR	G	MIN	FGM	FGA	PCT	FTM	FTA	PCT	OR	DR	TR	AVG	AST	AVG	TO	STL	BLK	PTS	AVG
68-69	51	38.8	273	581	.470	157	214	.734	—	—	679	13.3	143	2.8	—	—	—	703	13.8
69-70	81	25.2	413	788	.524	218	283	.770	—	—	570	7.0	93	1.1	—	—	—	1044	12.9
TOTALS	132	32.0	686	1369	.501	375	497	.754	—	—	1249	9.5	236	1.8	—	—	—	1747	13.2

PLAYOFFS

69-70	6	29.0	25	69	.362	17	24	.708	—	—	64	10.7	8	1.3	—	—	—	67	11.2
-------	---	------	----	----	------	----	----	------	---	---	----	------	---	-----	---	---	---	----	------

8 Channing Frye 6'11" 255 lbs. F/C Arizona

Acquired: Signed as free agent 7/14/09. Departed: Contract expired on 6/30/14.

YEAR	G	MIN	FGM	FGA	PCT	FTM	FTA	PCT	OR	DR	TR	AVG	AST	AVG	TO	STL	BLK	PTS	AVG
09-10	81	27.0	317	703	.451	98	121	.810	66	361	427	5.3	113	1.4	73	64	74	904	11.2
10-11	77	33.0	358	829	.432	89	107	.832	65	448	513	6.7	96	1.2	73	46	79	976	12.7
11-12	64	26.1	255	613	.416	73	82	.890	71	308	379	5.9	88	1.4	63	42	70	674	10.5
12-13	— DID NOT PLAY: DILATED CARDIOMYOPATHY —																		
13-14	84	28.2	336	778	.432	78	95	.821	73	343	416	5.1	98	1.2	89	60	63	910	11.1
TOTALS	302	28.7	1266	2923	.433	338	405	.835	275	1460	1735	5.7	395	1.3	298	212	286	3464	11.4

PLAYOFFS

09-10	16	27.2	43	118	.364	15	16	.938	10	80	90	5.6	15	0.9	8	12	9	131	8.2
-------	----	------	----	-----	------	----	----	------	----	----	----	-----	----	-----	---	----	---	-----	-----

21 Ruben Garces 6'9" 245 lbs. F Providence

Acquired: Signed as free agent 8/3/00. Departed: To Golden State 1/26/01 with Corie Blount, Paul McPherson for Vinny Del Negro.

YEAR	G	MIN	FGM	FGA	PCT	FTM	FTA	PCT	OR	DR	TR	AVG	AST	AVG	TO	STL	BLK	PTS	AVG
00-01	10	6.2	7	15	.467	2	8	.250	12	10	22	2.2	4	0.4	5	2	1	16	1.6

10 Diante Garrett 6'4" 175 lbs. G Iowa State

Acquired: Signed as free agent 10/1/12. Departed: Contract expired 6/30/13.

YEAR	G	MIN	FGM	FGA	PCT	FTM	FTA	PCT	OR	DR	TR	AVG	AST	AVG	TO	STL	BLK	PTS	AVG
12-13	19	7.9	16	49	.327	5	10	.500	5	10	15	0.8	31	1.6	16	10	0	21	2.1

8 Pat Garrity 6'9" 231 lbs. F Notre Dame

Acquired: From Dallas 6/24/98 with Martin Muursepp, Bubba Wells and 1st rd. pick (Shawn Marion) for Steve Nash.

Departed: To Orlando 8/5/99 with Danny Manning, two 1st rd. picks for Anfernee "Penny" Hardaway.

YEAR	G	MIN	FGM	FGA	PCT	FTM	FTA	PCT	OR	DR	TR	AVG	AST	AVG	TO	STL	BLK	PTS	AVG
98-99	39	13.8	85	170	.500	40	56	.714	26	49	75	1.9	18	0.5	20	8	3	217	5.6

PLAYOFFS

98-99	3	17.3	9	17	.529	6	6	1.000	6	3	9	3.0	1	0.3	3	1	1	27	9.0
-------	---	------	---	----	------	---	---	-------	---	---	---	-----	---	-----	---	---	---	----	-----

44 Kenny Gattison 6'8" 252 lbs. F Old Dominion

Acquired: 3rd rd., 1986 NBA Draft (55th Overall). Departed: Waived 9/21/89.

YEAR	G	MIN	FGM	FGA	PCT	FTM	FTA	PCT	OR	DR	TR	AVG	AST	AVG	TO	STL	BLK	PTS	AVG
86-87	77	14.3	148	311	.476	108	171	.632	87	183	270	3.5	36	0.5	88	24	33	404	5.2
87-88	— DID NOT PLAY: TORN ACL —																		
88-89	2	4.5	0	1	.000	1	2	.500	0	1	1	0.5	0	0.0	0	0	0	1	0.5
TOTALS	79	9.4	148	312	.474	109	173	.630	87	184	271	3.4	36	0.5	88	24	33	405	5.1

35 Armon Gilliam 6'9" 245 lbs. F UNLV

Acquired: 1st rd., 1987 NBA Draft (2nd Overall). Departed: To Charlotte Hornets 12/13/89 for Kurt Rambis and two 2nd rd. picks.

YEAR	G	MIN	FGM	FGA	PCT	FTM	FTA	PCT	OR	DR	TR	AVG	AST	AVG	TO	STL	BLK	PTS	AVG
87-88	55	32.9	342	720	.475	131	193	.679	134	300	434	7.9	72	1.3	123	58	29	815	14.8
88-89	74	28.6	468	930	.503	240	323	.743	165	376	541	7.3	52	0.7	140	54	27	1176	15.9
89-90	16	16.7	52	121	.430	39	56	.696	26	44	70	4.4	8	0.5	17	6	5	143	8.9
TOTALS	145	28.9	862	1771	.487	410	572	.717	325	720	1045	7.2	132	0.9	280	118	61	2134	14.7

PLAYOFFS

88-89	9	14.0	27	51	.529	19	22	.864	18	27	45	5.0	2	0.2	10	1	2	73	8.1
-------	---	------	----	----	------	----	----	------	----	----	----	-----	---	-----	----	---	---	----	-----

2018-19 PHOENIX SUNS

2	Gordan Giricek				6'6"				220 lbs.				G	Zagreb, Croatia					
Acquired: Signed as free agent 3/4/08. Departed: Contract expired on 6/30/08.																			
YEAR	G	MIN	FGM	FGA	PCT	FTM	FTA	PCT	OR	DR	TR	AVG	AST	AVG	TO	STL	BLK	PTS	AVG
'07-08	22	20.5	80	162	.497	16	17	.941	9	43	52	2.3	37	1.6	23	8	2	195	8.8
PLAYOFFS																			
'07-08	5	16.0	6	18	.333	4	4	1.000	0	7	7	1.4	2	0.4	3	2	0	17	3.4
16	Georgi Glouchkov				6'8"				235 lbs.				F	Ad. Varna, Bulgaria					
Acquired: 7th rd., 1985 NBA Draft (148th Overall). Departed: Signed as free agent 9/2/86 by Caserta (Italy).																			
YEAR	G	MIN	FGM	FGA	PCT	FTM	FTA	PCT	OR	DR	TR	AVG	AST	AVG	TO	STL	BLK	PTS	AVG
'85-86	49	15.8	84	209	.402	70	122	.574	31	132	163	3.3	32	0.7	76	26	25	239	4.9
3	Grant Gondrezick				6'5"				205 lbs.				G	Pepperdine					
Acquired: 4th rd., 1985 NBA Draft (77th Overall). Departed: Waived 10/13/87.																			
YEAR	G	MIN	FGM	FGA	PCT	FTM	FTA	PCT	OR	DR	TR	AVG	AST	AVG	TO	STL	BLK	PTS	AVG
'86-87	64	13.1	135	300	.450	75	107	.701	47	63	110	1.7	81	1.3	56	25	4	349	5.5
25	Gail Goodrich				6'1"				175 lbs.				G	UCLA					
Acquired: 1968 NBA Expansion Draft from L.A. Lakers. Departed: To L.A. Lakers 5/20/70 for Mel Counts.																			
YEAR	G	MIN	FGM	FGA	PCT	FTM	FTA	PCT	OR	DR	TR	AVG	AST	AVG	TO	STL	BLK	PTS	AVG
'68-69	81	40.0	718	1746	.411	495	663	.747	—	—	437	5.4	518	6.4	—	—	—	1931	23.8
'69-70	81	39.9	568	1251	.454	488	604	.808	—	—	340	4.2	605	7.5	—	—	—	1624	20.0
TOTALS	162	40.0	1286	2997	.429	983	1267	.776	—	—	777	4.8	1123	6.9	—	—	—	3555	21.9
PLAYOFFS																			
'69-70	7	37.9	56	118	.475	30	35	.857	—	—	32	4.6	38	5.4	—	—	—	142	20.3
20	Archie Goodwin				6'5"				205 lbs.				G	Kentucky					
Acquired: Draft rights (29th overall) from Golden State 6/27/13 with Malcolm Lee for rights to Nemanja Nedovic (30th). Departed: Waived 10/24/16.																			
YEAR	G	MIN	FGM	FGA	PCT	FTM	FTA	PCT	OR	DR	TR	AVG	AST	AVG	TO	STL	BLK	PTS	AVG
'13-14	52	10.3	76	167	.455	37	55	.673	25	62	87	1.7	20	0.4	44	20	11	194	3.7
'14-15	41	13.0	79	201	.393	61	83	.735	27	47	74	1.8	44	1.1	48	18	9	231	5.6
'15-16	57	19.5	176	422	.417	130	193	.674	27	115	142	2.5	118	2.1	100	27	13	505	8.9
TOTALS	150	14.5	331	790	.419	228	331	.689	79	224	303	2.0	182	1.2	192	65	33	930	6.2
4	Marcin Gortat				6'11"				245 lbs.				C	Poland					
Acquired: From Orlando on 12/18/10 with Vince Carter, Mickael Pietrus, cash and a 2011 1st rd. pick for Earl Clark, Jason Richardson and Hedo Turkoglu. Departed: To Washington on 10/25/13 with Shannon Brown, Malcolm Lee and Kendall Marshall for Emeka Okafor and a protected 2014 1st rd. pick.																			
YEAR	G	MIN	FGM	FGA	PCT	FTM	FTA	PCT	OR	DR	TR	AVG	AST	AVG	TO	STL	BLK	PTS	AVG
'10-11	55	29.7	294	522	.563	128	175	.731	110	403	513	9.3	53	1.0	64	29	70	717	13.0
'11-12	66	32.0	427	769	.555	163	251	.649	185	474	659	10.0	59	0.9	90	48	99	1017	15.4
'12-13	61	30.8	295	566	.521	90	138	.652	128	388	516	8.5	75	1.2	99	40	98	680	11.1
TOTALS	182	30.9	1016	1857	.547	381	564	.676	423	1265	1688	9.3	187	1.0	253	117	267	2414	13.3
55	Brian Grant				6'9"				254 lbs.				F/C	Xavier (Ohio)					
Acquired: Signed as free agent 8/18/05. Departed: To Boston 6/28/06 along with the draft rights to Rajon Rondo (21st Overall) for a future 1st rd. pick (via Cleveland).																			
YEAR	G	MIN	FGM	FGA	PCT	FTM	FTA	PCT	OR	DR	TR	AVG	AST	AVG	TO	STL	BLK	PTS	AVG
'05-06	21	11.8	27	65	.415	7	8	.875	11	46	57	2.7	7	0.3	7	5	3	61	2.9
PLAYOFFS																			
'05-06	5	12	1	3	.333	0	2	.000	2	0	2	0.4	0	0.0	0	0	0	2	0.4
10	Greg Grant				5'7"				145 lbs.				G	Trenton State					
Acquired: 2nd rd., 1989 NBA Draft (52nd Overall). Departed: Contract expired on 6/30/90.																			
YEAR	G	MIN	FGM	FGA	PCT	FTM	FTA	PCT	OR	DR	TR	AVG	AST	AVG	TO	STL	BLK	PTS	AVG
'89-90	67	10.1	83	216	.384	39	59	.661	16	43	59	0.9	168	2.5	77	36	1	208	3.1
PLAYOFFS																			
'89-90	7	6.7	9	20	.450	0	0	.000	2	4	6	0.9	10	1.4	5	2	0	19	2.7
14	Josh Gray				6'1"				180 lbs.				G	Louisiana State					
Acquired: Signed 10-day contracts 2/2/18 and 2/12/18. Departed: Released 2/21/18.																			
YEAR	G	MIN	FGM	FGA	PCT	FTM	FTA	PCT	OR	DR	TR	AVG	AST	AVG	TO	STL	BLK	PTS	AVG
'17-18	5	17.2	11	41	.268	7	11	.636	2	8	10	2.0	12	2.4	7	8	2	32	6.4
45	A.C. Green				6'9"				245 lbs.				F	Oregon State					
Acquired: Signed as free agent 9/28/93. Departed: To Dallas 12/26/96 with Sam Cassell, Michael Finley and 2nd rd. pick for Jason Kidd, Loren Meyer and Tony Dumas.																			
YEAR	G	MIN	FGM	FGA	PCT	FTM	FTA	PCT	OR	DR	TR	AVG	AST	AVG	TO	STL	BLK	PTS	AVG
'93-94	82	34.5	465	926	.502	266	362	.735	275	478	753	9.2	137	1.7	100	70	38	1204	14.7
'94-95	82	32.8	311	617	.504	251	343	.732	194	475	669	8.2	127	1.5	114	55	31	916	11.2
'95-96	82	25.8	215	444	.484	168	237	.709	166	388	554	6.8	72	0.9	79	45	23	612	7.5
'96-97	27	20.3	61	128	.477	31	48	.646	33	105	138	5.1	17	0.6	20	18	1	153	5.7
TOTALS	273	29.9	1052	2115	.497	716	990	.723	668	1446	2114	7.7	353	1.3	313	188	93	2885	10.6
PLAYOFFS																			
'93-94	10	35.0	40	83	.482	38	62	.613	29	55	84	8.4	13	1.3	7	10	2	125	12.5
'94-95	10	36.8	36	78	.462	55	63	.873	38	82	120	12.0	13	1.3	10	6	2	128	12.8
'95-96	4	21.8	6	17	.353	7	8	.875	6	12	18	4.5	2	0.5	2	1	0	19	4.8
TOTALS	24	33.5	82	178	.460	100	133	.751	74	149	223	9.3	28	1.2	19	17	4	272	11.3

14	Gerald Green										6'8"		205 lbs.		G/F	Gulf Shores Academy (TX)					
Acquired: From Indiana 7/27/13 with Miles Plumlee and 1st rd. pick for Luis Scola. Departed: Contract expired 6/30/15.																					
YEAR	G	MIN	FGM	FGA	PCT	FTM	FTA	PCT	OR	DR	TR	AVG	AST	AVG	TO	STL	BLK	PTS	AVG		
13-14	82	28.4	448	1006	.445	195	230	.848	48	227	275	3.4	122	1.5	145	70	42	1295	15.8		
14-15	74	19.5	324	778	.416	99	120	.825	33	153	186	2.5	91	1.2	104	42	12	884	11.9		
TOTALS	156	24.2	772	1784	.433	294	350	.840	81	380	461	3.0	213	1.4	249	112	54	2179	14.0		

16	Lamar Green							6'8"		220 lbs.		F	Morehead State						
Acquired: 3rd rd., 1969 NBA Draft (33rd Overall).									Departed: 1974 NBA Expansion Draft by New Orleans Jazz.										
YEAR	G	MIN	FGM	FGA	PCT	FTM	FTA	PCT	OR	DR	TR	AVG	AST	AVG	TO	STL	BLK	PTS	AVG
'69-70	58	12.1	101	234	.432	41	70	.586	—	—	276	4.8	17	0.3	—	—	—	243	4.2
'70-71	68	19.5	167	369	.453	64	106	.604	—	—	466	6.9	53	0.8	—	—	—	398	5.9
'71-72	67	14.8	133	298	.446	66	90	.733	—	—	348	5.2	45	0.7	—	—	—	332	5.0
'72-73	80	25.6	224	520	.431	89	118	.754	—	—	746	9.3	89	1.1	—	—	—	537	6.7
'73-74	72	15.3	129	317	.407	38	68	.559	85	265	350	4.9	43	0.6	—	32	38	296	4.1
TOTALS	345	17.9	754	1738	.444	298	452	.659	85	265	2186	6.3	247	0.7	—	32	38	1806	5.2
PLAYOFFS																			
'69-70	6	11.5	8	28	.286	2	5	.400	—	—	23	3.8	5	0.8	—	—	—	18	3.0

44	Gary Gregor				6'7"				235 lbs.				F	South Carolina					
Acquired: 1st rd., 1968 NBA Draft (8th Overall). Departed: To Atlanta 5/8/69 for Paul Silas.																			
YEAR	G	MIN	FGM	FGA	PCT	FTM	FTA	PCT	OR	DR	TR	AVG	AST	AVG	TO	STL	BLK	PTS	AVG
68-69	80	27.3	400	963	.415	85	131	.649	—	—	711	8.9	96	1.2	—	—	—	885	11.1

12	Greg Griffin					6'7"		190 lbs.		F	Idaho State								
Acquired: 4th rd., 1977 NBA Draft (71st Overall). Departed: Waived 10/1/79.																			
YEAR	G	MIN	FGM	FGA	PCT	FTM	FTA	PCT	OR	DR	TR	AVG	AST	AVG	TO	STL	BLK	PTS	AVG
77-78	36	11.7	61	169	.361	23	36	.639	44	59	103	2.9	24	0.7	39	16	0	145	4.0

32	Taylor Griffin				6'7"				238 lbs.				F	Oklahoma					
Acquired: 2nd rd., 2009 NBA Draft (48th overall). Departed: Waived 7/26/10.																			
YEAR	G	MIN	FGM	FGA	PCT	FTM	FTA	PCT	OR	DR	TR	AVG	AST	AVG	TO	STL	BLK	PTS	AVG
09-10	8	4.0	4	10	.400	2	4	.500	0	2	2	0.3	1	0.1	1	0	2	10	1.3

24	Tom Gugliotta				6'10"				250 lbs.				F	North Carolina State					
Acquired: Signed as free agent 1/24/99. Departed: To Utah 2/19/04 with two conditional 1st rd. picks, 2005 2nd rd. pick for Keon Clark, Ben Handlogten.																			
YEAR	G	MIN	FGM	FGA	PCT	FTM	FTA	PCT	OR	DR	TR	AVG	AST	AVG	TO	STL	BLK	PTS	AVG
98-99	43	36.1	277	573	.483	173	218	.794	131	250	381	8.9	121	2.8	88	59	31	729	17.0
99-00	54	32.7	310	645	.481	117	151	.775	141	284	425	7.9	124	2.3	106	47	21	738	13.7
00-01	57	20.3	149	380	.392	61	77	.792	76	179	255	4.5	55	1.0	51	47	21	362	6.4
01-02	44	25.7	127	301	.422	28	37	.757	59	162	221	5.0	77	1.8	61	39	30	285	6.5
02-03	27	16.6	60	132	.455	9	9	1.000	25	75	100	3.7	31	1.1	31	14	5	129	4.8
03-04	30	10.1	31	99	.313	6	8	.750	15	41	56	1.9	21	0.7	20	14	4	68	2.3
TOTALS	255	25.0	954	2130	.448	394	500	.788	447	991	1438	5.6	429	1.7	357	253	112	2311	9.1

2012-13																			
98-99	3	39.3	13	35	.371	6	8	.750	6	19	25	8.3	10	3.3	8	4	3	32	10.7
00-01	4	21.5	8	26	.308	7	9	.778	4	11	15	3.8	3	0.8	5	8	1	23	5.8
02-03	2	5.0	2	4	.500	1	2	.500	0	2	2	1.0	0	0.0	0	0	0	5	2.5
TOTALS	9	23.8	23	65	.354	14	19	.713	10	32	42	4.7	13	1.4	13	12	4	60	6.7

Acquired: From Toronto with a second-round pick in exchange for Sebastian Telfair 2/21/13. Departed: Waived 6/29/13.																			
YEAR	G	MIN	FGM	FGA	PCT	FTM	FTA	PCT	OR	DR	TR	AVG	AST	AVG	TO	STL	BLK	PTS	AVG
'12-13	17	13.8	28	61	.459	13	25	.520	33	54	87	5.1	8	0.5	27	5	21	69	4.1
1	Anfernee Hardaway				6'7"		215 lbs.		G	Memphis									

Acquired: From Orlando 8/5/99 for Danny Manning, Pat Garrity and two future 1st rd. picks.										Departed: To New York 1/5/04 with Stephon Marbury, Cezary Trybanski for Antonio McDyess, Howard Eisley, Charlie Ward, Maciej Lampe, the draft rights to Milos Vujanec, two future 1st rd. picks and cash.									
YEAR	G	MIN	FGM	FGA	PCT	FTM	FTA	PCT	OR	DR	TR	AVG	AST	AVG	TO	STL	BLK	PTS	AVG
'99-00	60	37.6	378	798	.474	226	286	.790	91	256	347	5.8	315	5.3	226	94	38	1015	16.9
'00-01	4	28.0	15	36	.459	7	11	.636	5	13	18	4.5	15	3.8	3	6	1	39	9.8
'01-02	80	30.8	389	931	.418	158	195	.810	98	252	324	4.4	324	4.1	189	122	32	959	12.0

2018-19 PHOENIX SUNS

10	Shaquille Harrison				6'4"				190 lbs.				G		Tulsa				
Acquired: Signed 10-day contracts 2/21/18, 3/3/18; Signed multiyear contract 3/13/18. Departed: Waived 10/15/18.																			
YEAR	G	MIN	FGM	FGA	PCT	FTM	FTA	PCT	OR	DR	TR	AVG	AST	AVG	TO	STL	BLK	PTS	AVG
'17-18	23	16.7	59	124	.476	28	38	.737	9	52	61	2.7	55	2.4	22	26	7	152	6.6
4	Donnell Harvey				6'8"				220 lbs.				F		Florida				
Acquired: From Orlando 12/23/03 for 2004 2nd rd. pick. Departed: Contract expired 6/30/04.																			
YEAR	G	MIN	FGM	FGA	PCT	FTM	FTA	PCT	OR	DR	TR	AVG	AST	AVG	TO	STL	BLK	PTS	AVG
'03-04	36	12.2	53	112	.473	35	44	.795	19	73	92	2.6	13	0.4	23	14	16	141	3.9
11	Clem Haskins				6'4"				195 lbs.				G		Western Kentucky				
Acquired: From Chicago 4/23/70 for Jim Fox and undisclosed pick. Departed: To Washington 9/6/74 for Dave Stallworth and 2nd rd. pick.																			
YEAR	G	MIN	FGM	FGA	PCT	FTM	FTA	PCT	OR	DR	TR	AVG	AST	AVG	TO	STL	BLK	PTS	AVG
'70-71	82	33.7	562	1277	.440	338	431	.784	—	—	324	4.0	383	4.7	—	—	—	1462	17.8
'71-72	79	31.1	509	1054	.483	220	258	.853	—	—	270	3.4	290	3.7	—	—	—	1238	15.7
'72-73	77	20.5	339	731	.464	130	156	.833	—	—	173	2.2	203	2.6	—	—	—	808	10.5
'73-74	81	22.5	364	792	.460	171	203	.842	78	144	222	2.7	259	3.2	81	16	—	899	11.1
TOTALS	319	27.0	1774	3854	.460	859	1048	.820	78	144	989	3.1	1135	3.6	81	16	—	4407	13.8
42	Connie Hawkins				6'8"				201 lbs.				F		Iowa				
Acquired: Signed as free agent 6/20/69. Departed: To L.A. Lakers 10/30/73 for Keith Erickson and 2nd rd. pick.																			
YEAR	G	MIN	FGM	FGA	PCT	FTM	FTA	PCT	OR	DR	TR	AVG	AST	AVG	TO	STL	BLK	PTS	AVG
'69-70	81	40.9	709	1447	.490	577	741	.779	—	—	846	10.4	391	4.8	—	—	—	1995	24.6
'70-71	71	37.5	512	1181	.434	457	560	.816	—	—	643	9.1	322	4.5	—	—	—	1481	20.9
'71-72	76	36.8	571	1244	.459	456	565	.807	—	—	633	8.3	296	3.9	—	—	—	1598	21.0
'72-73	75	36.9	441	920	.479	322	404	.797	—	—	641	8.5	304	4.1	—	—	—	1204	16.1
'73-74	8	27.9	36	74	.486	18	27	.667	14	29	43	5.4	28	3.5	—	8	3	90	11.3
TOTALS	311	37.8	2269	4866	.466	1830	2297	.797	14	29	2806	9.0	1341	4.3	—	8	3	6368	20.5
PLAYOFFS																			
'69-70	7	328	62	150	.413	54	66	.818	—	—	97	13.9	41	5.9	—	—	—	178	25.4
32	Nate Hawthorne				6'4"				190 lbs.				G		Southern Illinois				
Acquired: From New Orleans Jazz 9/16/74 with Curtis Perry, Dennis Awtry and 1st rd. pick for Neal Walk and 2nd rd. pick. Departed: Waived 10/15/76.																			
YEAR	G	MIN	FGM	FGA	PCT	FTM	FTA	PCT	OR	DR	TR	AVG	AST	AVG	TO	STL	BLK	PTS	AVG
'74-75	50	12.4	118	287	.411	61	94	.649	34	58	92	1.8	39	0.8	—	30	21	297	5.9
'75-76	79	14.5	182	423	.430	115	170	.676	86	123	209	2.6	46	0.6	—	33	15	479	6.1
TOTALS	129	13.7	300	710	.420	176	264	.663	120	181	301	2.2	85	0.7	—	66	36	776	6.0
PLAYOFFS																			
'75-76	18	5.3	10	33	.303	12	16	.750	7	11	18	1.0	6	0.3	—	6	2	32	1.8
24	Garfield Heard				6'6"				220 lbs.				F		Oklahoma				
Acquired: From Buffalo 2/1/76 with 2nd rd. pick for John Shumate. Departed: Signed as free agent by San Diego Clippers 2/3/81.																			
YEAR	G	MIN	FGM	FGA	PCT	FTM	FTA	PCT	OR	DR	TR	AVG	AST	AVG	TO	STL	BLK	PTS	AVG
'75-76	36	33.9	185	409	.452	76	113	.673	109	249	358	9.9	64	1.8	—	51	41	446	12.4
'76-77	46	29.6	173	457	.379	100	138	.725	120	320	440	9.6	89	1.9	—	55	55	446	9.7
'77-78	80	26.2	265	625	.424	90	147	.612	166	486	652	8.2	132	1.7	120	129	101	620	7.8
'78-79	63	19.3	162	367	.441	71	103	.689	98	253	351	5.6	60	1.0	60	53	57	395	6.3
'79-80	82	17.1	171	410	.411	64	86	.744	118	262	380	4.6	97	1.2	88	84	49	406	5.0
TOTALS	307	24.9	956	2268	.422	401	587	.683	611	1570	2181	7.1	442	1.4	268	372	303	2313	7.5
PLAYOFFS																			
'75-76	19	37.9	105	238	.441	55	81	.679	53	144	197	10.4	33	1.7	—	39	37	265	13.9
'77-78	2	31.0	6	17	.353	1	2	.500	4	12	16	8.0	5	2.5	2	2	4	13	6.5
'78-79	15	21.3	32	86	.372	18	30	.600	24	82	106	7.1	13	0.9	21	12	26	82	5.5
'79-80	8	27.9	22	56	.393	11	15	.733	19	32	51	6.4	12	1.5	8	9	11	55	6.9
TOTALS	44	30.1	165	397	.416	85	128	.664	100	270	370	8.4	63	1.4	31	62	78	415	9.4
4	Herman Henry				6'7"				190 lbs.				F		Oklahoma				
Acquired: Signed as free agent 4/15/94. Departed: Waived 7/22/94.																			
YEAR	G	MIN	FGM	FGA	PCT	FTM	FTA	PCT	OR	DR	TR	AVG	AST	AVG	TO	STL	BLK	PTS	AVG
'93-94	4	3.8	1	5	.200	2	4	.500	0	2	2	0.5	4	1.0	1	0	0	4	1.0
11/12	Johnny High				6'3"				186 lbs.				G		Nevada-Reno				
Acquired: 2nd rd., 1979 NBA Draft (24th Overall). Departed: Waived 2/1/84.																			
YEAR	G	MIN	FGM	FGA	PCT	FTM	FTA	PCT	OR	DR	TR	AVG	AST	AVG	TO	STL	BLK	PTS	AVG
'79-80	82	13.7	144	323	.446	120	178	.674	69	104	173	2.1	119	1.5	123	71	15	409	5.0
'80-81	81	21.6	246	576	.427	183	264	.693	89	139	228	2.8	202	2.5	188	129	26	677	8.4
'82-83	82	14.1	100	217	.461	63	136	.463	45	105	150	1.8	153	1.9	106	85	34	264	3.2
'83-84	29	17.7	18	52	.346	10	29	.345	16	50	66	2.3	51	1.8	38	40	11	46	1.6
TOTALS	274	16.6	508	1168	.435	376	607	.544	219	398	617	2.3	525	1.9	455	325	86	1396	4.6
PLAYOFFS																			
'79-80	8	15.0	12	31	.387	8	16	.500	10	15	25	3.1	20	2.5	7	6	2	32	4.0
'80-81	7	16.7	14	33	.424	9	14	.643	9	10	19	2.7	6	0.9	6	6	2	37	5.3
'82-83	3	15.0	5	11	.455	0	2	.000	7	3	10	3.3	6	2.0	1	3	1	10	3.3
TOTALS	18	15.7	30	75	.400	17	32	.531	26	28	54	3.0	32	1.8	14	15	5	79	4.4

TIME TORISE

33	Grant Hill					6'8"			225 lbs.			F	Duke						
Acquired: Signed as a free agent on 7/11/07. Departed: Contract expired on 6/30/12.																			
YEAR	G	MIN	FGM	FGA	PCT	FTM	FTA	PCT	OR	DR	TR	AVG	AST	AVG	TO	STL	BLK	PTS	AVG
'07-08	70	31.7	358	712	.503	170	196	.867	74	279	353	5.0	203	2.9	96	65	56	919	13.1
'08-09	82	29.8	390	745	.523	181	224	.808	64	341	405	4.9	186	2.3	126	90	54	985	12.0
'09-10	81	30.0	336	703	.478	205	251	.817	74	371	445	5.5	193	2.4	108	60	36	912	11.3
'10-11	80	30.1	399	825	.484	213	257	.829	77	261	338	4.2	200	2.5	134	64	35	1056	13.2
'11-12	49	28.1	201	451	.446	83	109	.761	29	142	171	3.5	107	2.2	65	41	29	499	10.2
TOTALS	362	30.1	1684	3436	.490	852	1037	.822	318	1394	1712	4.7	889	2.5	529	320	210	4371	12.1

PLAYOFFS																			
'07-08	3	22.7	5	11	.455	1	1	1.00	3	13	16	5.3	3	1.0	0	2	1	11	3.7
'09-10	16	28.3	59	123	.480	33	38	.868	12	81	93	5.8	36	2.3	19	13	10	154	9.6
TOTALS	19	27.4	64	134	.478	34	39	.872	15	94	109	5.7	39	2.1	19	15	11	165	8.7

25	Craig Hodges				6'3"				195 lbs.		G	Long Beach State							
Acquired: From Milwaukee 2/25/88 with 2nd rd. pick for Jay Humphries. Departed: To Chicago 12/14/88 for Ed Nealy and 2nd rd. pick.																			
YEAR	G	MIN	FGM	FGA	PCT	FTM	FTA	PCT	OR	DR	TR	AVG	AST	AVG	TO	STL	BLK	PTS	AVG
'87-88	23	20.1	87	178	.489	27	32	.844	7	25	32	1.4	44	1.9	28	16	2	232	10.1
'88-89	10	9.2	16	36	.444	3	4	.750	2	3	5	0.5	8	0.8	5	2	0	39	3.9
TOTALS	33	14.7	103	214	.467	30	36	.800	9	28	37	0.9	52	1.4	33	18	2	271	7.0

15	Michael Holton								6'4"		198 lbs.		G	UCLA						
Acquired: Signed as free agent 9/24/84. Departed: Waived 11/4/85.																				
YEAR	G	MIN	FGM	FGA	PCT	FTM	FTA	PCT	OR	DR	TR	AVG	AST	AVG	TO	STL	BLK	PTS	AVG	
'84-85	74	23.8	257	576	.446	96	118	.814	30	102	132	1.8	198	2.7	123	59	6	624	8.4	
'85-86	4	16.3	4	20	.200	4	6	.667	1	2	3	0.8	7	1.8	4	2	0	12	3.0	
TOTALS	78	20.0	261	596	.323	100	124	.740	31	104	135	1.3	205	2.3	127	61	6	636	5.7	

14	Jeff Hornacek				6'4"				190 lbs.				G	Iowa State					
Acquired: 2nd rd., 1986 NBA Draft (46th Overall). Departed: To Philadelphia 6/17/92 with Andrew Lang and Tim Perry for Charles Barkley.																			
YEAR	G	MIN	FGM	FGA	PCT	FTM	FTA	PCT	OR	DR	TR	AVG	AST	AVG	TO	STL	BLK	PTS	AVG
'86-87	80	19.5	159	350	.454	94	121	.777	41	143	184	2.3	361	4.5	153	70	5	424	5.3
'87-88	82	27.4	306	605	.506	152	185	.822	71	191	262	3.2	540	6.6	156	107	10	781	9.5
'88-89	78	31.9	440	889	.495	147	178	.826	75	191	266	3.4	465	6.0	111	129	8	1054	13.5
'89-90	67	34.0	483	901	.536	173	202	.856	86	227	313	4.7	337	5.0	125	117	14	1179	17.6
'90-91	80	34.2	544	1051	.518	201	224	.897	74	247	321	4.0	409	5.1	130	111	16	1350	16.9
'91-92	81	38.0	635	1240	.512	279	315	.886	106	301	407	5.0	411	5.1	170	158	31	1632	20.1
TOTALS	468	30.7	2567	5036	.510	1046	1225	.854	453	1300	1753	3.7	2523	5.4	845	692	84	6420	13.7
PLAYOFFS																			
'88-89	12	31.2	74	149	.497	21	25	.840	25	44	69	5.8	62	5.2	18	16	3	169	14.1
'89-90	16	36.4	112	219	.511	68	73	.932	13	49	62	3.9	73	4.6	34	24	0	298	18.6
'90-91	4	36.3	22	51	.431	26	28	.929	3	22	25	6.3	8	2.0	3	3	2	73	18.3
'91-92	8	42.9	62	128	.484	31	34	.912	12	39	51	6.4	42	5.3	19	14	2	163	20.4
TOTALS	40	36.1	270	547	.494	146	160	.913	53	154	207	5.2	185	4.6	74	57	7	703	17.6

25	Robert Horry					6'10"		220 lbs.		F	Alabama								
Acquired: From Houston 8/19/96 with Chuckie Brown, Mark Bryant, Sam Cassell for Charles Barkley. Departed: To L.A. Lakers 1/10/97 with Joe Kleine for Cedric Ceballos and Rumeal Robinson.																			
YEAR	G	MIN	FGM	FGA	PCT	FTM	FTA	PCT	OR	DR	TR	AVG	AST	AVG	TO	STL	BLK	PTS	AVG
'96-97	32	22.5	82	195	.421	32	50	.640	40	79	119	3.7	54	1.7	46	28	26	220	6.9

23	Danuel House					6'7"			220 lbs.			F	Texas A&M						
Acquired: Signed to two-way contract 12/8/17. Departed: Contract expired 6/30/18.																			
YEAR	G	MIN	FGM	FGA	PCT	FTM	FTA	PCT	OR	DR	TR	AVG	AST	AVG	TO	STL	BLK	PTS	AVG
'17-18	23	17.5	56	129	.434	25	31	.806	13	63	76	3.3	25	1.1	11	7	6	152	6.6

50	Eddie House					6'1"			175 lbs.		G	Arizona State							
Acquired: Signed as free agent 9/12/05. Departed: Contract expired on 6/30/06.																			
YEAR	G	MIN	FGM	FGA	PCT	FTM	FTA	PCT	OR	DR	TR	AVG	AST	AVG	TO	STL	BLK	PTS	AVG
'05-06	81	17.5	320	759	.422	33	41	.805	15	117	132	1.6	148	1.8	76	42	12	796	9.8
PLAYOFFS																			
'05-06	14	9.3	19	52	.365	3	4	.750	0	9	9	0.6	6	0.4	5	1	2	44	3.1

44	Greg Howard				6'9"				215 lbs.				F	New Mexico					
Acquired: 1st rd., 1970 NBA Draft (10th Overall). Departed: To Cleveland 8/31/71 for two 3rd rd. picks.																			
YEAR	G	MIN	FGM	FGA	PCT	FTM	FTA	PCT	OR	DR	TR	AVG	AST	AVG	TO	STL	BLK	PTS	AVG
'70-71	44	9.7	68	173	.393	37	58	.638	—	—	119	2.7	26	0.6	—	—	—	173	3.9

24	Jay Humphries				6'3"				199 lbs.		G	Colorado							
Acquired: 1st rd., 1984 NBA Draft (13th Overall). Departed: To Milwaukee 2/25/88 for Craig Hodges & 2nd rd. pick.																			
YEAR	G	MIN	FGM	FGA	PCT	FTM	FTA	PCT	OR	DR	TR	AVG	AST	AVG	TO	STL	BLK	PTS	AVG
'84-85	80	25.8	279	626	.446	141	170	.829	32	132	164	2.1	350	4.4	167	107	8	703	8.8
'85-86	82	33.3	352	735	.479	197	257	.767	56	204	260	3.2	526	6.4	190	132	9	905	11.0
'86-87	82	31.5	359	753	.477	200	260	.769	62	198	260	3.2	632	7.7	195	112	9	923	11.3
'87-88	50	31.1	264	484	.545	103	139	.741	44	107	151	3.0	354	7.1	108	61	4	634	12.7
TOTALS	294	30.4	1254	2598	.483	641	826	.776	194	641	835	2.8	1862	6.3	660	412	30	3165	10.8
PLAYOFFS																			
'84-85	3	30.0	20	31	.645	9	12	.750	1	4	5	1.7	16	5.3	—	2	0	49	16.3

2018-19 PHOENIX SUNS

43	Kris Humphries				6'9"				235 lbs.				F		Minnesota				
Acquired: From Washington 2/18/16 with DeJuan Blair and a protected 1st rd. pick for Markieff Morris. Departed: Waived 2/28/16.																			
YEAR	G	MIN	FGM	FGA	PCT	FTM	FTA	PCT	OR	DR	TR	AVG	AST	AVG	TO	STL	BLK	PTS	AVG
'15-16	4	18.5	10	36	.278	6	8	.750	11	21	32	8.0	7	1.8	4	3	2	29	7.3
45	Steven Hunter				7'0"				240 lbs.				C		DePaul				
Acquired: Signed as free agent 8/20/04. Departed: Contract expired on 6/30/05.																			
YEAR	G	MIN	FGM	FGA	PCT	FTM	FTA	PCT	OR	DR	TR	AVG	AST	AVG	TO	STL	BLK	PTS	AVG
'04-05	76	13.8	135	220	.614	78	163	.479	98	129	227	3.0	13	0.2	44	4	102	348	4.6
PLAYOFFS																			
'04-05	15	14.2	24	43	.558	12	20	.600	17	21	38	2.5	3	0.2	8	1	18	60	4.0
24	Greg Jackson				6'1"				180 lbs.				G		Guilford				
Acquired: Signed as free agent 1/2/75. Departed: To Washington 9/17/75 for future draft considerations.																			
YEAR	G	MIN	FGM	FGA	PCT	FTM	FTA	PCT	OR	DR	TR	AVG	AST	AVG	TO	STL	BLK	PTS	AVG
'74-75	44	17.6	69	166	.416	36	62	.581	17	50	67	1.5	93	2.1	—	23	9	174	4.0
21	Jim Jackson				6'6"				220 lbs.				G/F		Ohio State				
Acquired: From New Orleans 1/21/05 with a 2005 2nd rd. pick (via Dallas) for Casey Jacobsen, Maciej Lampe, Jackson Vroman. Departed: Waived 3/1/06.																			
YEAR	G	MIN	FGM	FGA	PCT	FTM	FTA	PCT	OR	DR	TR	AVG	AST	AVG	TO	STL	BLK	PTS	AVG
'04-05	40	24.9	130	299	.435	24	25	.960	23	131	154	3.9	97	2.4	154	12	4	352	8.8
'05-06	27	15.6	38	129	.295	9	13	.692	11	53	64	2.4	31	1.1	30	10	6	99	3.7
TOTALS	67	21.1	168	428	.393	33	38	.868	34	184	218	3.3	128	1.9	184	22	10	451	6.7
PLAYOFFS																			
'04-05	15	31.6	63	129	.488	7	8	.875	13	48	61	4.1	22	1.5	10	10	8	165	11.0
23	Casey Jacobsen				6'6"				215 lbs.				G		Stanford				
Acquired: 1st rd. (22nd overall) 2002 NBA Draft. Departed: To New Orleans 1/21/05 with Maciej Lampe, Jackson Vroman for Jim Jackson and a 2005 2nd rd. draft pick (via Dallas).																			
YEAR	G	MIN	FGM	FGA	PCT	FTM	FTA	PCT	OR	DR	TR	AVG	AST	AVG	TO	STL	BLK	PTS	AVG
'02-03	72	15.9	122	327	.373	72	105	.686	29	55	83	1.2	73	1.0	55	35	6	368	5.1
'03-04	78	23.4	150	360	.417	91	111	.820	42	159	201	2.6	98	1.3	68	48	9	466	6.0
'04-05	40	19.2	65	157	.414	48	62	.774	17	50	67	1.7	37	0.9	27	11	1	212	5.3
TOTALS	190	19.7	337	844	.399	211	278	.759	88	264	351	1.8	208	1.1	150	94	16	1046	5.5
PLAYOFFS																			
'02-03	6	6.5	2	10	.200	0	2	.000	1	2	3	0.5	2	0.3	0	0	3	6	1.0
55	Mike James				6'1"				190 lbs.				G		Lamar				
Acquired: Signed to two-way contract 7/3/17; converted to standard contract 12/7/17. Departed: Waived 12/23/17.																			
YEAR	G	MIN	FGM	FGA	PCT	FTM	FTA	PCT	OR	DR	TR	AVG	AST	AVG	TO	STL	BLK	PTS	AVG
'17-18	32	20.9	121	312	.388	64	84	.762	12	77	89	2.8	120	3.8	48	27	7	332	10.4
55	Cory Jefferson				6'9"				218 lbs.				F		Baylor				
Acquired: Signed as free agent 9/16/15; Signed 10-day contract 1/21/16. Departed: Waived 1/7/16; 10-day contract expired 1/30/16.																			
YEAR	G	MIN	FGM	FGA	PCT	FTM	FTA	PCT	OR	DR	TR	AVG	AST	AVG	TO	STL	BLK	PTS	AVG
'15-16	8	6.3	9	22	.409	4	6	.667	6	10	16	2.0	0	0.0	0	0	1	22	2.8
23	John Jenkins				6'4"				215 lbs.				G		Vanderbilt				
Acquired: Claimed off waivers 2/24/16. Departed: Waived 1/6/17.																			
YEAR	G	MIN	FGM	FGA	PCT	FTM	FTA	PCT	OR	DR	TR	AVG	AST	AVG	TO	STL	BLK	PTS	AVG
'15-16	22	13.0	42	90	.467	12	15	.800	4	31	35	1.6	26	1.2	16	5	1	109	5.0
'16-17	4	3.3	2	5	.400	2	2	1.000	0	1	1	0.3	1	0.3	0	0	0	7	1.8
TOTALS	26	11.5	44	95	.463	14	17	.824	4	32	36	1.2	27	1.0	16	5	1	116	4.5
24	Dennis Johnson				6'4"				202 lbs.				G		Pepperdine				
Acquired: From Seattle 6/3/80 for Paul Westphal. Departed: To Boston 6/27/83 with 1st, 3rd rd. picks for Rick Robey and two 2nd rd. picks.																			
YEAR	G	MIN	FGM	FGA	PCT	FTM	FTA	PCT	OR	DR	TR	AVG	AST	AVG	TO	STL	BLK	PTS	AVG
'80-81	79	33.1	532	1220	.436	411	501	.820	160	203	363	4.6	291	3.7	208	136	61	1486	18.8
'81-82	80	36.7	577	1228	.470	399	495	.806	142	268	410	5.1	369	4.6	233	105	55	1561	19.5
'82-83	77	33.1	398	861	.462	292	369	.791	92	243	335	4.1	388	5.0	204	97	39	1093	14.2
TOTALS	236	34.3	1507	3309	.455	1102	1365	.810	394	714	1108	4.7	1048	4.4	645	338	155	4140	17.5
PLAYOFFS																			
'80-81	7	38.1	52	110	.473	32	42	.762	7	26	33	4.7	20	2.9	19	9	9	137	19.6
'81-82	7	38.7	63	132	.477	30	39	.769	13	18	31	4.4	32	4.6	25	15	4	156	22.3
'82-83	3	36.0	22	48	.458	10	12	.833	6	17	23	7.7	17	5.7	8	5	2	54	18.0
TOTALS	17	38.0	137	290	.472	72	93	.774	26	61	87	5.1	69	4.1	52	29	15	347	20.4

Suns All-Time Roster

8	Eddie Johnson				6'7"		215 lbs.		F	Illinois										
Acquired: From Sacramento 6/19/87 for Ed Pinckney and 2nd rd. pick.											Departed: To Seattle 12/7/90 with two 1st rd. picks for Xavier McDaniel.									
YEAR	G	MIN	FGM	FGA	PCT	FTM	FAT	PCT	OR	DR	TR	AVG	AST	AVG	TO	STL	BLK	PTS	AVG	
'87-88	73	29.8	533	1110	.480	204	240	.850	121	197	318	4.4	180	2.5	139	33	9	1294	17.7	
'88-89	70	29.2	608	1224	.497	217	250	.868	91	215	306	4.4	162	2.3	122	47	7	1504	21.5	
'89-90	64	28.3	411	907	.453	188	205	.917	69	177	246	3.8	107	1.7	108	32	10	1080	16.9	
'90-91	15	20.8	88	186	.473	61	29	.724	16	30	46	3.1	17	1.1	24	9	2	203	13.5	
TOTALS	222	28.6	1640	3427	.478	630	724	.870	297	619	916	4.1	466	2.1	393	121	28	4081	18.4	

PLAYOFFS

'88-'89	12	32.7	85	206	.413	30	39	.769	28	59	87	7.3	25	2.1	18	12	2	213	17.8
'89-'90	16	21.1	72	160	.450	37	47	.787	15	42	57	3.6	17	1.1	20	10	4	196	12.3
TOTALS	28	26.1	157	366	.429	67	86	.779	43	101	144	5.1	42	1.5	38	22	6	409	14.6

3		Frank Johnson					6'1"		185 lbs.		G		Wake Forest						
Acquired: Signed as free agent 11/5/92. Departed: Retired following 1993-94 season.																			
YEAR	G	MIN	FGM	FGA	PCT	FTM	FTA	PCT	OR	DR	TR	AVG	AST	AVG	TO	STL	BLK	PTS	AVG
'92-93	77	146	136	312	436	59	776	776	41	72	113	1.5	186	2.4	80	60	7	332	4.3
'93-94	70	125	134	299	448	54	69	783	29	53	82	1.2	148	2.1	65	41	1	324	4.6
TOTALS	147	136	270	611	442	113	145	.779	70	125	195	1.3	334	2.3	145	101	8	656	4.5

PLAYOFFS

YEAR	G	MIN	FGM	FGA	PCT	FTM	FTA	PCT	OR	DR	TR	AVG	AST	AVG	TO	STL	BLK	PTS	AVG
'92-93	22	7.8	22	50	.440	25	29	.862	3	8	11	0.5	17	0.8	7	6	0	70	3.2
'93-94	7	6.6	1	12	.083	1	2	.500	2	2	4	0.6	5	0.7	3	2	0	3	0.4
TOTALS	29	7.5	23	62	.371	26	31	.839	5	10	15	0.5	22	0.8	10	8	0	73	2.5

13	Gus Johnson	6'6"	235 lbs.	F	Idaho
----	-------------	------	----------	---	-------

Acquired: From Baltimore 4/10/72 for 2nd rd. pick. Departed: Waived 12/1/72.																			
YEAR	G	MIN	FGM	FGA	PCT	FTM	FTA	PCT	OR	DR	TR	AVG	AST	AVG	TO	STL	BLK	PTS	AVG
72-73	21	19.9	69	181	.381	25	36	.694	—	—	136	6.5	31	1.5	—	—	—	163	7.8

2	Joe Johnson	6'7"	230 lbs.	G	Arkansas
---	-------------	------	----------	---	----------

Acquired: From Boston 2/20/02 with Randy Brown, Milt Palacio, 2002 1st rd. pick (Casey Jacobsen) for Rodney Rogers and Tony Delk. **Departed:** To Atlanta 8/19/05 in sign-and-trade for Boris Diaw and two future conditional 1st rd. picks.

YEAR	G	MIN	FGM	FGA	PCT	FTM	FTA	PCT	OR	DR	TR	AVG	AST	AVG	TO	STL	BLK	PTS	AVG
'01-02	29	31.5	121	288	.420	21	27	.778	35	83	118	4.1	105	3.6	43	26	11	277	9.6
'02-03	82	27.5	316	796	.397	96	124	.774	57	207	264	3.2	210	2.6	108	62	19	803	9.8
'03-04	82	40.6	555	1291	.430	174	232	.750	80	305	385	4.7	362	4.4	199	93	26	1367	16.7
'04-05	82	39.5	544	1179	.461	135	180	.750	120	302	422	5.1	291	3.5	148	79	24	1400	17.1
TOTALS	275	35.4	1536	3554	.432	426	563	.757	292	897	1189	4.3	968	3.5	498	260	80	3847	14.0

PLAYOFFS

'02-'03	6	27.3	14	51	.275	2	5	.400	6	20	26	4.3	8	1.3	12	4	2	32	5.3
'04-'05	9	39.4	63	125	.504	23	33	.697	7	32	39	4.3	30	3.3	10	10	4	169	18.8
TOTALS	15	34.6	77	176	.438	25	38	.658	13	52	65	4.3	38	2.5	22	14	6	201	13.4

Rank	Name	Height	Weight	Age	State
7	Kevin Johnson	6'1"	190 lbs	6	California

7	Kevin Johnson	6'1"	190 lbs.	6	California
---	---------------	------	----------	---	------------

Acquired: From Cleveland 2/25/88 with Mark West, Ty Corbin, three draft picks for Larry Nance, Mike Sanders, 1st rd. pick; Signed as free agent 3/25/00.
Departed: Contract expired on 6/30/98; Contract expired on 6/30/00.

YEAR	G	MIN	FGM	FGA	PCT	FTM	FTA	PCT	OR	DR	TR	AVG	AST	AVG	TO	STL	BLK	PTS	AVG
'87-'88	28	31.8	132	285	.463	505	59	.859	26	93	119	4.3	244	8.7	43	7	352	12.6	
'88-'89	61	39.2	570	1128	.505	576	882	.646	294	340	4.2	991	12.2	322	139	24	1650	20.4	
'89-'90	74	37.6	578	1125	.514	598	838	.712	228	277	3.6	848	11.4	322	134	14	1669	22.4	
'90-'91	77	35.2	591	1125	.516	519	116	.845	54	217	271	3.5	781	10.1	269	163	127	1706	22.2
'91-'92	78	37.2	539	1125	.478	448	555	.807	61	231	292	3.7	836	10.7	272	116	23	1536	19.7
'92-'93	49	33.5	282	565	.499	226	276	.819	30	74	104	2.1	384	7.8	151	85	19	791	16.1
'93-'94	67	36.6	477	980	.487	380	464	.819	55	112	167	2.5	367	9.5	235	125	10	1340	20.0
'94-'95	47	28.8	246	523	.470	234	289	.810	32	83	115	2.4	360	7.7	105	47	18	730	15.5
'95-'96	56	35.8	342	674	.507	342	398	.857	42	179	221	3.9	517	9.2	170	82	13	1047	18.7
'96-'97	70	38.0	441	890	.496	435	515	.852	54	199	253	3.6	653	9.3	217	102	12	1410	20.1
'97-'98	50	25.8	155	347	.447	162	186	.871	35	129	164	3.3	245	4.9	101	27	8	476	9.5
'99-'00	6	18.8	16	28	.571	7	1	1.000	0	16	16	2.7	2.4	4.0	7	2	0	40	6.7
TOTALS	683	35.2	4369	8849	.494	3851	4579	.841	477	1855	2332	3.4	6518	9.5	2335	1022	159	12747	18.7

PLAYOFFS

88-89	12	41.2	90	182	495	102	110	927	12	39	51	4.3	147	12.3	55	19	5	285	23.8
89-90	16	36.4	123	257	479	92	112	821	9	44	53	3.3	170	10.6	62	25	0	340	21.3
90-91	4	36.5	16	53	302	18	30	600	2	11	13	3.3	39	9.8	12	2	1	51	12.8
91-92	8	41.9	62	128	484	62	72	861	8	25	33	4.1	93	11.6	25	12	2	189	23.6
92-93	23	39.7	143	298	480	124	156	795	10	52	62	2.7	182	7.9	84	35	13	410	17.8
93-94	10	42.7	97	212	458	69	81	852	10	25	35	3.5	96	9.6	34	10	1	266	26.6
94-95	10	37.1	86	150	573	71	84	845	7	34	41	4.1	93	9.3	34	9	4	248	24.8
95-96	4	37.8	27	57	474	14	17	824	2	15	17	4.3	43	10.8	11	2	2	69	17.3
96-97	5	41.6	26	88	295	29	33	879	8	14	22	4.4	30	6.0	18	13	0	84	16.8
97-98	4	30.5	23	42	548	8	12	667	2	7	9	2.3	19	4.8	6	2	1	55	13.8
98-99	9	14.3	12	37	324	5	6	833	0	13	13	1.4	23	2.6	13	3	1	29	3.2
TOTALS	105	36.9	705	1504	469	594	713	833	70	279	349	3.3	935	8.9	354	132	30	2026	19.3

43	Linton Johnson	6'8"	205 lbs.	F	Tulane
----	----------------	------	----------	---	--------

Acquired: Signed 10-day contracts on 2/22/08 and 3/3/08; Signed for the remainder of the season on 4/16/08.

Departed: 10-day contract expired 3/14/08; Contract expired on 6/30/08.

YEAR	G	M	FGM	FGA	PCT	FTM	FTA	PCT	OR	DR	TR	AVG	AST	AVG	TO	STL	BLK	PTS	AVG
'07-08	6	8	8	14	.500	0	0	—	5	8	13	2.2	3	0.5	2	0	1	15	2.5

2018-19 PHOENIX SUNS

11	Neil Johnson						6'7"		220 lbs.		F		Creighton								
Acquired: 1968 NBA Expansion Draft from New York.										Departed: Waived 7/27/70.											
YEAR	G	MIN	FGM	FGA	PCT	FTM	FTA	PCT	OR	DR	TR	AVG	AST	AVG	TO	STL	BLK	PTS	AVG		
'68-69	80	16.5	177	368	.481	110	177	.621	—	—	396	5.0	134	1.7	—	—	—	464	5.8		
'69-70	28	4.9	20	60	.333	8	12	.667	—	—	47	1.7	12	0.4	—	—	—	48	1.4		
TOTALS	108	13.5	197	428	.460	118	189	.624	PLAYOFFS		443	4.1	146	1.4	—	—	—	512	4.8		
'69-70	2	3.5	1	3	.333	0	0	.000	PLAYOFFS		—	—	4	2.0	0	0.0	—	—	2	1.0	
0	Orlando Johnson						6'5"		220 lbs.		G		UC Santa Barbara								
Acquired: Signed 10-day contract 2/5/16.										Departed: 10-day contract expired 2/14/16.											
YEAR	G	MIN	FGM	FGA	PCT	FTM	FTA	PCT	OR	DR	TR	AVG	AST	AVG	TO	STL	BLK	PTS	AVG		
'15-16	2	23.5	5	17	.294	5	6	.833	3	6	9	4.5	0	0.0	1	2	3	16	8.0		
2	Wesley Johnson						6'7"		210 lbs.		F		Syracuse								
Acquired: From Minnesota with a protected 2013 first-round pick, along with the contracts of Brad Miller and Jerome Dyson from New Orleans in three-team deal, Timberwolves receive 2014 second-round pick from Phoenix and 2013 and 2016 second-round picks from New Orleans, Hornets receive Robin Lopez (signed-and-traded), Hakim Warrick and cash from Suns.										Departed: Contract expired 6/30/13.											
YEAR	G	MIN	FGM	FGA	PCT	FTM	FTA	PCT	OR	DR	TR	AVG	AST	AVG	TO	STL	BLK	PTS	AVG		
'12-13	50	19.1	161	396	.407	27	35	.771	21	102	123	2.5	34	0.7	48	22	18	399	8.0		
34	Charles Jones						6'8"		220 lbs.		F		Louisville								
Acquired: 2nd rd., 1984 NBA Draft (36th Overall).										Departed: Waived 10/28/86.											
YEAR	G	MIN	FGM	FGA	PCT	FTM	FTA	PCT	OR	DR	TR	AVG	AST	AVG	TO	STL	BLK	PTS	AVG		
'84-85	78	20.1	236	454	.520	182	281	.648	139	255	394	5.1	128	1.6	143	45	61	654	8.4		
'85-86	43	17.3	75	164	.457	50	98	.510	65	128	193	4.5	52	1.2	57	32	25	200	4.7		
TOTALS	121	19.1	311	618	.503	232	379	.612	204	383	587	4.9	180	1.5	200	77	86	854	7.1		
PLAYOFFS																					
'84-85	2	17.0	3	5	.600	3	6	1.000	1	2	3	1.5	3	1.5	3	0	3	12	6.0		
10	Derrick Jones Jr.						6'7"		195 lbs.		G/F		UNLV								
Acquired: Signed as free agent 9/25/16.										Departed: Waived 12/7/17.											
YEAR	G	MIN	FGM	FGA	PCT	FTM	FTA	PCT	OR	DR	TR	AVG	AST	AVG	TO	STL	BLK	PTS	AVG		
'16-17	32	17.0	68	121	.562	29	41	.707	39	40	79	2.5	12	0.4	13	14	13	168	5.3		
'17-18	6	5.5	2	4	.500	5	6	.833	2	2	4	0.7	3	0.5	1	1	4	9	1.5		
TOTALS	38	15.2	70	125	.560	34	47	.723	41	42	83	2.2	15	0.4	14	15	17	177	4.7		
21	Dwayne Jones						6'11"		251 lbs.		F/C		St. Joseph's (PA)								
Acquired: Signed as a free agent 4/5/10.										Departed: To Toronto 7/14/10 with Leandro Barbosa for Hedo Turkoglu.											
YEAR	G	MIN	FGM	FGA	PCT	FTM	FTA	PCT	OR	DR	TR	AVG	AST	AVG	TO	STL	BLK	PTS	AVG		
'09-10	2	3.5	0	0	.000	0	0	.000	0	2	2	1.0	0	0.0	0	0	0	0	0.0		
PLAYOFFS																					
'09-10	2	5.0	1	2	.500	3	4	.750	1	4	5	2.5	0	0.0	1	0	0	5	2.5		
22	James Jones						6'8"		220 lbs.		F		Miami (FL)								
Acquired: From Indiana 8/25/05 for a 2008 2nd rd. pick.										Departed: To Portland 7/11/07 along with the draft rights to Rudy Fernandez (24th Overall) for cash considerations.											
YEAR	G	MIN	FGM	FGA	PCT	FTM	FTA	PCT	OR	DR	TR	AVG	AST	AVG	TO	STL	BLK	PTS	AVG		
'05-06	75	23.6	243	581	.418	103	121	.851	44	209	253	3.4	57	0.8	35	38	49	699	9.3		
'06-07	76	18.1	162	440	.368	71	81	.877	33	143	176	2.3	45	0.6	28	28	42	485	6.4		
TOTALS	151	20.8	405	1021	.397	174	202	.861	77	352	429	2.8	102	0.7	63	66	91	1184	7.8		
PLAYOFFS																					
'05-06	20	17.7	28	82	.341	22	26	.846	16	56	72	3.6	5	0.3	9	5	18	86	4.3		
'06-07	11	15.5	19	36	.528	9	11	.818	3	12	15	1.4	3	0.3	4	2	2	55	5.0		
TOTALS	31	16.9	47	118	.398	31	37	.838	19	68	87	2.8	8	0.3	13	7	20	141	4.5		
20	Jumaine Jones						6'8"		240 lbs.		F		Georgia								
Acquired: Signed as free agent 8/31/06.										Departed: Contract expired 6/30/07.											
YEAR	G	MIN	FGM	FGA	PCT	FTM	FTA	PCT	OR	DR	TR	AVG	AST	AVG	TO	STL	BLK	PTS	AVG		
'06-07	18	7.7	14	51	.275	2	2	1.000	0	17	23	1.3	1	0.1	7	5	1	40	2.2		
53	Rich Kelley						7'0"		240 lbs.		C		Stanford								
Acquired: From New Jersey 2/15/80 for 1st rd. & 2nd rd. pick.										Departed: To Denver 6/21/82 for 1st rd. pick.											
YEAR	G	MIN	FGM	FGA	PCT	FTM	FTA	PCT	OR	DR	TR	AVG	AST	AVG	TO	STL	BLK	PTS	AVG		
'79-80	23	16.2	43	85	.506	47	60	.783	44	74	118	5.1	50	2.2	46	28	17	133	5.8		
'80-81	81	20.8	196	387	.506	175	231	.758	131	310	441	5.4	282	3.5	209	79	63	567	7.0		
'81-82	81	23.4	236	505	.467	167	223	.749	168	329	497	6.1	293	3.6	244	64	71	639	7.9		
TOTALS	185	21.4	475	977	.486	389	514	.757	343	713	1056	5.7	625	3.4	499	171	151	1339	7.2		
PLAYOFFS																					
'79-80	8	18.3	19	44	.432	9	10	.900	14	22	36	4.5	22	2.8	10	9	7	47	5.9		
'80-81	7	16.1	10	25	.400	9	14	.643	13	22	35	5.0	13	1.9	14	6	3	29	4.1		
TOTALS	15	17.3	29	69	.420	18	24	.750	27	44	71	4.7	35	2.3	24	15	10	76	5.1		
8	Tim Kempton						6'10"		255 lbs.		F		Notre Dame								
Acquired: Signed as free agent 8/18/92.										Departed: Waived 1/21/94.											
YEAR	G	MIN	FGM	FGA	PCT	FTM	FTA	PCT	OR	DR	TR	AVG	AST	AVG	TO	STL	BLK	PTS	AVG		
'92-93	30	5.6	19	48	.396	18	31	.581	12	27	39	1.3	19	0.6	16	4	4	56	1.9		

TIME TORISE

4	Steve Kerr					6'3"			175 lbs.			G	Arizona						
Acquired: 2nd rd., 1988 NBA Draft (50th Overall). Departed: To Cleveland 9/5/89 for 2nd rd. pick.																			
YEAR	G	MIN	FGM	FGA	PCT	FTM	FTA	PCT	OR	DR	TR	AVG	AST	AVG	TO	STL	BLK	PTS	AVG
'88-89	26	6.0	20	46	.435	6	9	.667	3	14	17	0.7	24	0.9	6	7	0	54	2.1
32	Jason Kidd					6'4"			212 lbs.			G	California						
Acquired: From Dallas 12/26/96 with Tony Dumas, Loren Meyer for Sam Cassell, Michael Finley, A.C. Green, 2nd rd. pick. Departed: To New Jersey 7/18/01 with Chris Dudley for Stephon Marbury, Soumaila Samake, Johnny Newman.																			
YEAR	G	MIN	FGM	FGA	PCT	FTM	FTA	PCT	OR	DR	TR	AVG	AST	AVG	TO	STL	BLK	PTS	AVG
'96-97	33	35.5	138	326	.423	66	96	.688	34	125	159	4.8	296	9.0	76	86	12	382	11.6
'97-98	82	38.0	357	859	.416	167	209	.799	108	402	510	6.2	745	9.1	162	26	261	954	11.6
'98-99	50	41.2	310	698	.444	181	239	.757	87	252	339	6.8	539	10.8	114	19	150	846	16.9
'99-00	67	39.0	350	855	.409	203	245	.829	96	387	483	7.2	678	10.1	134	28	226	959	14.3
'00-01	77	39.8	451	1097	.411	328	403	.814	91	403	494	6.4	753	9.8	166	23	286	1299	16.9
TOTALS	309	38.9	1606	3835	.419	945	1192	.793	386	1509	1895	6.1	3011	9.7	655	158	999	4440	14.4
PLAYOFFS																			
'96-97	5	41.4	21	53	.396	10	19	.526	4	26	30	6.0	49	9.8	11	2	13	60	12.0
'97-98	4	42.8	22	58	.379	13	16	.813	5	18	23	5.8	31	7.8	16	2	12	57	14.3
'98-99	3	42.0	18	43	.419	5	7	.714	1	6	7	2.3	31	10.3	5	1	9	45	15.0
'99-00	6	38.2	22	55	.400	7	9	.778	8	32	40	6.7	53	8.8	11	1	23	59	9.8
'00-01	4	41.5	22	69	.319	9	12	.750	9	15	24	6.0	53	13.3	8	0	12	57	14.3
TOTALS	22	40.9	105	278	.405	44	63	.756	27	97	124	5.6	217	9.9	51	6	69	278	12.6
35	Joe Kleine					7'0"			270 lbs.			C	Arkansas						
Acquired: Signed as free agent 8/13/93; 1/22/99. Departed: To L.A. Lakers 1/10/97 with Robert Horry for Cedric Ceballos and Rumeal Robinson; Contract expired on 6/30/99.																			
YEAR	G	MIN	FGM	FGA	PCT	FTM	FTA	PCT	OR	DR	TR	AVG	AST	AVG	TO	STL	BLK	PTS	AVG
'93-94	74	11.5	125	256	.488	30	39	.769	50	143	193	2.6	45	0.6	35	14	19	285	3.9
'94-95	75	12.9	119	265	.449	42	49	.857	62	177	259	3.5	39	0.5	35	14	18	280	3.7
'95-96	56	11.8	71	169	.420	20	25	.800	36	96	132	2.4	44	0.8	37	13	6	164	2.9
'96-97	23	15.9	32	80	.400	13	18	.722	21	59	80	3.5	12	0.5	20	9	6	78	3.4
'98-99	31	12.1	30	74	.405	8	12	.667	27	40	67	2.2	12	0.4	10	8	1	68	2.2
TOTALS	259	12.5	377	844	.447	113	143	.790	216	515	731	2.8	152	0.6	137	59	50	875	3.4
PLAYOFFS																			
'93-94	8	10.1	12	28	.429	4	6	.667	5	12	17	2.1	3	0.4	2	1	4	28	3.5
'94-95	10	16.7	31	54	.574	0	0	—	8	23	31	3.1	8	0.8	6	5	3	63	6.3
'95-96	2	4.0	0	2	.000	0	0	—	1	0	1	0.5	0	0.0	1	1	0	0	0.0
'98-99	1	5.0	1	2	.500	0	0	—	0	1	1	1.0	0	0.0	0	1	1	2	2.0
TOTALS	21	12.4	44	86	.512	4	6	.667	14	36	50	2.4	11	0.5	9	8	8	93	4.4
3/11	Brandon Knight					6'3"			195 lbs.			G	Kentucky						
Acquired: From Milwaukee 2/19/15 with Kendall Marshall in three-team trade with Philadelphia that sent Tyler Ennis and Miles Plumlee from Phoenix to Milwaukee, sent L.A. Lakers future 1st rd. pick from Phoenix to Philadelphia and sent Michael Carter-Williams from Philadelphia to Milwaukee. Departed: To Houston 8/31/18 with Marquese Chriss for Ryan Anderson and DeAnthony Melton.																			
YEAR	G	MIN	FGM	FGA	PCT	FTM	FTA	PCT	OR	DR	TR	AVG	AST	AVG	TO	STL	BLK	PTS	AVG
'14-15	11	31.5	51	143	.357	24	29	.828	2	21	23	2.1	49	4.5	23	6	1	147	13.4
'15-16	52	36.0	371	895	.415	156	183	.852	36	166	202	3.9	263	5.1	177	61	20	1018	19.6
'16-17	54	21.1	209	525	.398	132	154	.857	25	93	118	2.2	130	2.4	88	27	5	595	11.0
TOTALS	117	28.7	631	1563	.404	312	366	.852	63	280	343	2.9	442	3.8	288	94	26	1760	15.0
22	Brevin Knight					5'10"			170 lbs.			G	Stanford						
Acquired: From Memphis 9/30/03 with Robert Archibald, Cezary Trybanski for Jake Tsakalidis, Bo Outlaw. Departed: To Washington 11/5/03 for Jahidi White.																			
YEAR	G	MIN	FGM	FGA	PCT	FTM	FTA	PCT	OR	DR	TR	AVG	AST	AVG	TO	STL	BLK	PTS	AVG
'03-04	3	6.3	1	3	.333	0	0	—	0	3	3	1.0	1	1.3	3	1	1	2	0.7
32	Negele Knight					6'1"			182 lbs.			G	Dayton						
Acquired: 2nd rd., 1990 NBA Draft (31st Overall). Departed: To San Antonio 11/10/93 for 2nd rd. pick.																			
YEAR	G	MIN	FGM	FGA	PCT	FTM	FTA	PCT	OR	DR	TR	AVG	AST	AVG	TO	STL	BLK	PTS	AVG
'90-91	64	12.4	131	308	.425	71	118	.602	20	51	71	1.1	191	3.0	76	20	7	339	5.3
'91-92	42	15.0	103	217	.475	33	48	.688	16	30	46	1.1	112	2.7	58	24	3	243	5.8
'92-93	52	1.7	124	317	.391	67	86	.779	28	36	64	1.2	145	2.8	73	23	4	315	6.1
'93-94	1	8.0	1	4	.250	0	0	—	0	0	0	—	0	—	0	0	1	2	2.0
TOTALS	159	14.6	359	846	.424	171	252	.679	64	117	181	1.1	448	2.8	207	67	15	899	5.7
PLAYOFFS																			
'90-91	4	14.0	13	26	.500	5	7	.714	1	3	4	1.0	9	2.3	4	1	0	32	8.0
'92-93	9	3.8	9	16	.563	0	0	—	1	2	3	.333	7	0.8	3	0	1	18	2.0
TOTALS	13	6.9	22	42	.524	5	7	.714	2	5	7	0.5	16	1.2	7	1	1	50	3.8
16	Rodney Knowles					6'9"			215 lbs.			F	Davidson						
Acquired: 6th rd., 1968 NBA Draft (77th Overall). Departed: Waived 11/6/68.																			
YEAR	G	MIN	FGM	FGA	PCT	FTM	FTA	PCT	OR	DR	TR	AVG	AST	AVG	TO	STL	BLK	PTS	AVG
'68-69	8	5.0	4	14	.286	1	3	.333	—	—	9	1.1	0	0.0	—	—	—	9	1.1

2018-19 PHOENIX SUNS

50	Joel Kramer				6'7"		215 lbs.		F		San Diego State								
Acquired: 3rd rd., 1978 NBA Draft (63rd Overall). Departed: Signed as free agent 9/12/83 by Maccabi, Israel.																			
YEAR	G	MIN	FGM	FGA	PCT	FTM	FTA	PCT	OR	DR	TR	AVG	AST	AVG	TO	STL	BLK	PTS	AVG
78-79	82	17.1	181	370	.489	125	176	.710	134	203	337	4.1	92	1.1	98	45	23	487	5.9
79-80	54	13.2	67	143	.469	56	70	.800	49	102	151	2.8	75	1.4	51	26	5	190	3.5
80-81	82	13.0	136	258	.527	63	91	.692	77	155	232	2.8	88	1.1	67	35	17	335	4.1
81-82	56	9.8	55	133	.414	33	42	.786	36	72	108	1.9	51	0.9	26	19	11	143	2.6
82-83	54	8.5	44	104	.423	14	16	.875	41	47	88	1.6	37	0.7	22	15	6	102	1.9
TOTALS	328	12.8	483	1008	.479	291	395	.737	337	579	916	2.8	343	1.0	264	140	62	1257	3.8
PLAYOFFS																			
78-79	15	17.1	32	59	.542	26	36	.722	21	36	57	3.8	19	1.3	16	9	7	90	6.0
80-81	7	14.4	13	25	.520	1	2	.500	2	14	16	2.3	4	0.6	1	2	2	27	3.9
81-82	4	5.0	5	7	.714	2	3	.667	2	3	5	1.3	1	0.3	1	1	0	12	3.0
82-83	2	3.0	0	2	.000	0	0	.000	0	0	0	0.0	0	0.0	0	0	0	0	0.0
TOTALS	28	13.7	50	93	.538	29	41	.707	25	53	78	2.8	24	0.9	18	12	9	129	4.6
55	Slava Kravtsov				6'11"		254 lbs.		C		Ukraine								
Acquired: From Milwaukee on 8/29/13 with Ish Smith for Caron Butler. Departed: Waived 3/2/14.																			
YEAR	G	MIN	FGM	FGA	PCT	FTM	FTA	PCT	OR	DR	TR	AVG	AST	AVG	TO	STL	BLK	PTS	AVG
13-14	20	3.0	8	15	.533	4	8	.500	9	8	17	0.9	1	0.1	6	0	1	20	1.0
30	Maciej Lampe				6'11"		275 lbs.		F/C		Universidad Complutense (Spain)								
Acquired: From New York 1/5/04 with Antonio McDyess, Howard Eisley, Charlie Ward, the draft rights to Milos Vujanic, two first-round draft picks and cash for Stephon Marbury, Anfernee Hardaway, Cezary Trybanski. Departed: To New Orleans 1/21/05 with Casey Jacobsen and Jackson Vroman for Jim Jackson and a 2005 2nd rd. pick (via Dallas).																			
YEAR	G	MIN	FGM	FGA	PCT	FTM	FTA	PCT	OR	DR	TR	AVG	AST	AVG	TO	STL	BLK	PTS	AVG
03-04	21	10.7	43	88	.489	10	13	.769	9	35	44	2.1	9	0.4	15	3	3	96	4.6
04-05	16	7.4	17	49	.347	8	12	.667	9	23	32	2.0	1	0.1	10	1	2	44	2.8
TOTALS	37	9.3	60	137	.438	18	25	.720	18	58	76	2.1	10	0.3	25	4	5	140	3.8
28	Andrew Lang				6'11"		250 lbs.		C		Arkansas								
Acquired: 2nd rd., 1988 NBA Draft (28th Overall). Departed: To Philadelphia 6/17/92 with Jeff Hornacek and Tim Perry for Charles Barkley.																			
YEAR	G	MIN	FGM	FGA	PCT	FTM	FTA	PCT	OR	DR	TR	AVG	AST	AVG	TO	STL	BLK	PTS	AVG
88-89	62	8.5	60	117	.513	39	60	.650	54	93	147	2.4	9	0.1	28	17	48	159	2.6
89-90	74	13.7	97	174	.557	64	98	.653	83	188	271	3.7	21	0.3	41	22	133	258	3.5
90-91	63	18.3	109	189	.577	93	130	.715	113	190	303	4.8	27	0.4	45	17	127	311	4.9
91-92	81	24.3	248	475	.522	126	164	.768	170	376	546	6.7	43	0.5	87	48	201	622	7.7
TOTALS	280	16.7	514	955	.538	322	452	.712	420	847	1267	4.5	100	0.4	201	104	509	1350	4.8
PLAYOFFS																			
88-89	4	2.0	0	2	.000	0	0	.000	3	3	6	1.5	1	0.3	3	0	0	0	0.0
89-90	12	7.8	6	9	.667	4	7	.571	4	16	20	1.7	2	0.2	5	3	10	16	1.3
90-91	4	13.8	6	11	.545	14	17	.824	4	14	18	4.5	1	0.3	2	1	3	26	6.5
91-92	8	24.0	15	40	.375	15	19	.789	15	17	32	4.0	2	0.3	8	3	15	45	5.6
TOTALS	28	12.5	27	62	.435	33	43	.767	26	50	76	2.7	6	0.2	18	7	28	87	3.1
21	Antonio Lang				6'8"		230 lbs.		F		Central Michigan								
Acquired: 2nd rd., 1994 NBA Draft (29th Overall). Departed: To Cleveland 10/7/95 with Dan Majerle, 1st rd. pick for John "Hot Rod" Williams.																			
YEAR	G	MIN	FGM	FGA	PCT	FTM	FTA	PCT	OR	DR	TR	AVG	AST	AVG	TO	STL	BLK	PTS	AVG
94-95	12	53	4	10	.400	3	4	.750	3	1	4	0.3	1	0.1	0	2	5	11	0.9
14	Dan Langhi				6'11"		220 lbs.		F		Vanderbilt								
Acquired: Signed as free agent 9/30/02. Departed: Contract expired on 6/30/03.																			
YEAR	G	MIN	FGM	FGA	PCT	FTM	FTA	PCT	OR	DR	TR	AVG	AST	AVG	TO	STL	BLK	PTS	AVG
02-03	60	9.0	81	202	.401	12	20	.730	19	68	87	1.5	21	0.4	16	15	6	183	3.1
43	David Lattin				6'7"		230 lbs.		F		Texas-El Paso								
Acquired: 1968 NBA Expansion Draft from San Francisco. Departed: Waived 10/1/69.																			
YEAR	G	MIN	FGM	FGA	PCT	FTM	FTA	PCT	OR	DR	TR	AVG	AST	AVG	TO	STL	BLK	PTS	AVG
68-69	68	14.5	150	366	.410	109	172	.634	—	—	323	4.8	48	0.7	—	—	—	409	6.0
31	Gani Lawal				6'9"		234 lbs.		F		Georgia Tech								
Acquired: Selected with the 46th overall pick (second round) of the 2010 NBA Draft. Departed: Waived on Dec. 10, 2011.																			
YEAR	G	MIN	FGM	FGA	PCT	FTM	FTA	PCT	OR	DR	TR	AVG	AST	AVG	TO	STL	BLK	PTS	AVG
10-11	1	2.0	0	0	---	0	0	---	0	0	0	0.0	0	0.0	0	0	0	0	0.0
1	Dennis Layton				6'0"		180 lbs.		G		USC								
Acquired: 3rd rd., 1971 NBA Draft (48th Overall). Departed: Waived 9/18/73.																			
YEAR	G	MIN	FGM	FGA	PCT	FTM	FTA	PCT	OR	DR	TR	AVG	AST	AVG	TO	STL	BLK	PTS	AVG
71-72	80	23.1	304	717	.424	122	165	.739	—	—	164	2.1	247	3.1	—	—	—	730	9.1
72-73	65	15.2	187	434	.431	90	119	.756	—	—	77	1.2	139	2.1	—	—	—	464	7.1
TOTALS	145	19.6	491	1151	.427	212	284	.746	—	—	241	1.7	386	2.7	—	—	—	1194	8.2

30	Ron Lee					6'4"		204 lbs.		G	Oregon								
Acquired: 1st rd., 1976 NBA Draft (10th Overall). Departed: To New Orleans Jazz 1/12/79 with Marty Byrnes, two 1st rd. picks for Leonard "Truck" Robinson.																			
YEAR	G	MIN	FGM	FGA	PCT	FTM	FTA	PCT	OR	DR	TR	AVG	AST	AVG	TO	STL	BLK	PTS	AVG
76-77	82	22.5	347	786	.441	142	210	.676	49	200	249	3.6	263	3.2	—	156	33	836	10.2
77-78	82	23.5	417	950	.439	170	228	.746	95	159	254	3.1	305	3.7	221	225	17	1004	12.2
78-79	43	22.0	173	383	.452	74	104	.712	42	71	113	2.6	132	3.1	116	69	4	420	9.8
TOTALS	207	22.8	937	2119	.442	386	542	.712	186	430	616	3.0	700	3.4	337	450	54	2260	10.9

PLAYOFFS																			
'77-78	2	20.5	5	16	.313	2	2	1.000	2	4	6	3.0	3	1.5	4	4	0	12	6.0

23	Tim Legler					6'4"			195 lbs.		G	La Salle							
Acquired: Signed as free agent 3/21/90. Departed: Second 10-day contract expired on 4/9/90.																			
YEAR	G	MIN	FGM	FGA	PCT	FTM	FTA	PCT	OR	DR	TR	AVG	AST	AVG	TO	STL	BLK	PTS	AVG
89-90	11	7.5	11	29	.379	6	6	1.000	4	4	8	0.7	6	0.5		2	0	28	2.5

21	Alex Len					7'1"			250 lbs.			C		Maryland					
Acquired: 1st rd., 2013 NBA Draft (5th overall); signed 9/25/17. Departed: Contract expired 6/30/18.																			
YEAR	G	MIN	FGM	FGA	PCT	FTM	FTA	PCT	OR	DR	TR	AVG	AST	AVG	TO	STL	BLK	PTS	AVG
13-14	42	8.6	33	78	.423	20	31	.645	39	60	99	2.4	4	0.1	26	4	18	86	2.0
14-15	69	22.0	179	353	.507	73	104	.702	142	312	454	6.6	32	0.5	74	34	105	432	6.3
15-16	78	23.3	264	624	.423	174	239	.728	178	416	594	7.6	97	1.2	145	38	62	703	9.0
16-17	77	20.3	230	463	.497	150	208	.721	156	354	510	6.6	44	0.6	102	38	98	613	8.0
17-18	69	20.2	214	378	.566	158	231	.684	175	343	518	7.5	82	1.2	78	27	61	587	8.5
TOTALS	335	19.9	920	1896	.485	575	813	.707	690	1485	2175	6.5	259	0.8	425	141	344	2421	7.2

30	Jon Leuer								6'10"		228 lbs.		F	Wisconsin					
Acquired: From Memphis 6/25/15 for the rights to Andrew Harrison.										Departed: Contract expired 6/30/16.									
YEAR	G	MIN	FGM	FGA	PCT	FTM	FTA	PCT	OR	DR	TR	AVG	AST	AVG	TO	STL	BLK	PTS	AVG
15-16	67	18.7	224	466	.481	77	101	.762	76	297	373	5.6	72	1.1	75	38	30	567	8.5

2	Randy Livingston				6'5"				209 lbs.				G	Louisiana State					
Acquired: Signed as free agent 5/2/99. Departed: Waived 8/31/00.																			
YEAR	G	MIN	FGM	FGA	PCT	FTM	FTA	PCT	OR	DR	TR	AVG	AST	AVG	TO	STL	BLK	PTS	AVG
98-99	1	22.0	5	8	.625	2	2	1.000	0	2	2	2.0	3	3.0	1	2	0	12	12.0
99-00	79	13.7	155	373	.416	52	62	.839	25	105	130	1.6	170	2.2	92	49	13	381	4.8
TOTALS	80	13.8	160	381	.420	54	64	.844	25	107	132	1.7	173	2.2	93	51	13	393	12.4

PLAYOFFS																			
'98-99	3	8.0	6	15	.400	4	4	1.000	5	2	7	2.3	2	0.7	2	1	0	16	5.3
'99-00	7	9.0	6	27	.222	0	0	—	2	5	7	1.0	4	0.6	4	4	1	14	2.0
TOTALS	10	8.7	12	42	.286	4	4	1.000	7	7	14	1.4	6	0.6	6	5	1	30	3.0

17	Horacio Llamas										6'11"		285 lbs.		C	Grand Canyon						
Acquired: Signed as free agent 2/20/97. Departed: Contract expired on 6/30/99.																						
YEAR	G	MIN	FGM	FGA	PCT	FTM	FTA	PCT	OR	DR	TR	AVG	AST	AVG	TO	STL	BLK	PTS	AVG			
96-97	20	5.1	15	28	.536	4	8	.500	4	14	18	0.9	4	0.2	11	10	5	34	1.7			
97-98	8	5.3	8	21	.381	7	10	.700	4	14	18	2.3	1	0.1	9	1	3	24	3.0			
98-99	— DID NOT PLAY: FOOT INJURY —																					
TOTALS	28	5.1	23	49	.469	11	18	.611	8	28	36	1.3	5	0.2	20	11	8	58	2.1			

51	Ian Lockhart				6'8"				240 lbs.				F	Tennessee					
Acquired: Signed as free agent 3/21/90. Departed: Signed as free agent 8/6/91 by Cholet, France.																			
YEAR	G	MIN	FGM	FGA	PCT	FTM	FTA	PCT	OR	DR	TR	AVG	AST	AVG	TO	STL	BLK	PTS	AVG
90-91	1	2.0	1	1	1.000	2	2	1.000	0	0	0	0.0	0	0.0	—	0	0	4	4.0

13	Luc Longley				7'2"				260 lbs.				C	Australia					
Acquired: From Chicago 1/23/99 for Mark Bryant, Martin Muirsepp, Bubba Wells and 1st rd. pick. Dudley, 1st rd. pick and cash in four-team trade with L.A. Lakers, Seattle.													Departed: To New York 9/20/00 for Chris						
YEAR	G	MIN	FGM	FGA	PCT	FTM	FTA	PCT	OR	DR	TR	AVG	AST	AVG	TO	STL	BLK	PTS	AVG
88-89	39	23.9	140	290	.483	59	76	.776	59	162	221	5.7	45	1.2	53	23	21	339	8.7
89-90	72	19.7	186	399	.466	80	97	.825	100	223	323	4.5	77	1.1	136	22	42	452	6.3
TOTALS	111	21.2	326	689	.473	139	173	.803	159	385	544	4.9	122	1.1	189	45	63	791	7.1

PLAYOFFS																			
'98-99	3	17.0	2	12	.167	0	0	—	2	7	9	3.0	1	0.3	2	3	0	4	1.3
'99-00	9	18.0	18	51	.333	2	3	.667	12	18	30	3.3	8	0.9	10	4	4	38	4.2
TOTALS	12	17.8	20	63	.317	2	3	.667	14	25	39	3.3	9	0.8	12	7	4	42	3.5

15	Robin Lopez				7'0"				255 lbs.		C	Stanford							
Acquired: 1st rd., 2008 NBA Draft (15th overall). Departed: Signed-and-traded to New Orleans with Hakim Warrick and cash in three-team deal, Suns sent 2014 second-round pick to Minnesota and received Wesley Johnson and a protected 2013 first-round pick from Minnesota and the contracts of Brad Miller and Jerome Dyson from New Orleans; Hornets sent Minnesota two future second-round picks 7/27/12.																			
YEAR	G	MIN	FGM	FGA	PCT	FTM	FTA	PCT	OR	DR	TR	AVG	AST	AVG	TO	STL	BLK	PTS	AVG
08-09	60	10.2	71	137	.518	47	68	.691	52	66	118	2.0	8	0.1	28	11	41	189	3.2
09-10	51	19.3	171	291	.588	88	125	.704	104	144	248	4.9	7	0.1	41	10	53	430	8.4
10-11	67	14.8	179	357	.501	74	100	.740	82	134	216	3.3	8	0.1	48	18	45	432	5.9
11-12	64	14.4	124	269	.461	100	140	.714	90	119	209	3.3	20	0.3	43	18	60	348	5.4
TOTALS	242	27.5	545	1054	.517	2490	3160	.714	328	463	791	3.3	43	0.2	160	57	199	1399	5.8

PLAYOFFS																			
'09-10	104	17.3	19	35	.543	9	9	1.00	12	12	24	4.0	0	0.0	3	2	1	47	7.8

2018-19 PHOENIX SUNS

20	Maurice Lucas					6'9"		235 lbs.		F	Marquette								
Acquired: From New York 7/7/82 for Leonard "Truck" Robinson. Departed: To L.A. Lakers 8/19/85 for two 2nd rd. picks.																			
YEAR	G	MIN	FGM	FGA	PCT	FTM	FTA	PCT	OR	DR	TR	AVG	AST	AVG	TO	STL	BLK	PTS	AVG
'82-83	77	33.6	495	1045	.474	278	356	.781	201	598	799	10.4	219	2.8	221	56	43	1269	16.5
'83-84	75	30.8	451	908	.497	293	383	.765	208	517	725	9.7	203	2.7	177	55	39	1195	15.9
'84-85	63	26.5	346	727	.476	150	200	.750	138	419	557	8.8	145	2.3	151	39	17	842	13.4
TOTALS	215	30.5	1292	2680	.482	721	939	.768	547	1534	2081	9.7	567	2.6	549	150	99	3306	15.4
PLAYOFFS																			
'82-83	2	28.5	12	21	.571	2	4	.500	5	7	12	6.0	8	4.0	4	3	0	26	13.0
'83-84	17	33.5	116	227	.511	63	78	.808	42	127	169	9.9	61	3.6	29	12	8	295	17.4
'84-85	3	28.0	22	47	.468	15	19	.789	12	21	33	11.0	10	3.3	8	2	2	59	19.7
TOTALS	22	32.3	150	295	.508	80	101	.792	59	155	214	9.7	79	3.6	41	17	10	380	17.3
10	Phil Lumpkin					6'0"		167 lbs.		G	Miami (Ohio)								
Acquired: From Portland 6/9/75 for 2nd rd. pick. Departed: Waived 10/15/76.																			
YEAR	G	MIN	FGM	FGA	PCT	FTM	FTA	PCT	OR	DR	TR	AVG	AST	AVG	TO	STL	BLK	PTS	AVG
75-76	34	10.9	22	65	.338	26	30	.867	7	16	23	0.7	48	1.4	—	15	0	70	2.1
PLAYOFFS																			
75-76	17	8.0	10	30	.333	11	14	.786	5	8	13	0.8	21	1.2	—	2	0	31	1.8
27	Malcolm Mackey					6'9"		248 lbs.		F	Georgia Tech								
Acquired: 1st rd., 1993 NBA Draft (27th Overall). Departed: Waived 11/2/94.																			
YEAR	G	MIN	FGM	FGA	PCT	FTM	FTA	PCT	OR	DR	TR	AVG	AST	AVG	TO	STL	BLK	PTS	AVG
'93-94	22	3.1	14	37	.378	4	8	.500	12	12	24	1.1	1	.04	2	0	3	32	1.5
25	Don MacLean					6'10"		235 lbs.		F	UCLA								
Acquired: Signed as free agent 3/13/00. Departed: Contract expired on 6/30/00.																			
YEAR	G	MIN	FGM	FGA	PCT	FTM	FTA	PCT	OR	DR	TR	AVG	AST	AVG	TO	STL	BLK	PTS	AVG
'99-00	16	8.9	18	49	.367	4	6	.667	0	17	23	1.4	8	0.5	8	2	1	42	2.6
4	Kyle Macy					6'3"		195 lbs.		G	Kentucky								
Acquired: 1st rd., 1979 NBA Draft (22nd Overall). Departed: Signed as free agent by Chicago 10/4/85; Suns waived right of first refusal for two 2nd rd. picks.																			
YEAR	G	MIN	FGM	FGA	PCT	FTM	FTA	PCT	OR	DR	TR	AVG	AST	AVG	TO	STL	BLK	PTS	AVG
'80-81	82	17.9	272	532	.511	107	119	.899	44	88	132	1.6	160	2.0	95	76	5	663	8.1
'81-82	82	24.7	486	945	.514	152	169	.899	78	183	261	3.2	384	4.7	125	143	9	1163	14.2
'82-83	82	22.4	328	634	.517	129	148	.872	41	124	165	2.0	278	3.4	90	64	8	808	9.9
'83-84	82	29.3	357	713	.501	95	114	.833	49	137	186	2.3	353	4.3	116	123	6	832	10.1
'84-85	65	31.0	282	582	.485	127	140	.907	33	146	179	2.8	380	5.8	111	85	3	714	11.0
TOTALS	393	26.9	1725	3406	.506	610	690	.884	245	678	923	2.3	1555	4.0	537	491	31	4180	10.6
PLAYOFFS																			
'80-81	7	14.6	19	36	.528	7	7	1.000	2	11	13	1.9	11	1.6	7	5	0	49	7.0
'81-82	7	34.7	38	89	.427	15	16	.938	11	11	22	3.1	28	4.0	13	7	1	95	13.6
'82-83	3	24.0	15	35	.429	5	7	.714	2	6	8	2.7	9	3.0	1	1	0	35	11.7
'83-84	17	36.5	77	157	.490	12	16	.750	14	40	54	3.2	98	5.8	25	22	2	176	10.4
'84-85	3	28.3	13	26	.500	4	5	.800	3	5	8	2.7	9	3.0	6	6	0	31	10.3
TOTALS	37	30.3	162	343	.472	43	51	.843	32	73	105	2.8	155	4.2	52	41	3	386	10.4
9	Dan Majerle					6'6"		220 lbs.		G/F	Central Michigan								
Acquired: 1st rd., 1988 NBA Draft (14th Overall); Signed as free agent 7/19/01. Departed: To Cleveland 10/7/95 with Antonio Lang, 1st rd. pick for John "Hot Rod" Williams; Retired after 2001-02 season.																			
YEAR	G	MIN	FGM	FGA	PCT	FTM	FTA	PCT	OR	DR	TR	AVG	AST	AVG	TO	STL	BLK	PTS	AVG
'88-89	54	25.5	181	432	.419	78	127	.614	62	147	209	3.9	130	2.4	63	14	48	467	8.6
'89-90	73	30.7	296	698	.424	198	260	.762	144	286	430	5.9	188	2.6	100	32	82	809	11.1
'90-91	77	29.6	397	821	.484	227	298	.762	168	250	418	5.4	216	2.8	106	40	114	1051	13.6
'91-92	82	34.8	551	1153	.478	229	303	.756	148	335	483	5.9	274	3.3	131	43	101	1418	17.3
'92-93	82	39.0	509	1096	.464	203	261	.778	120	263	383	4.7	311	3.8	138	33	133	1388	16.9
'93-94	80	40.0	476	1138	.418	176	238	.739	120	229	349	4.4	275	3.4	129	43	137	1320	16.5
'94-95	82	37.7	438	1031	.425	206	282	.730	104	271	375	4.6	340	4.1	96	38	105	1281	15.6
'01-02	65	18.2	99	289	.343	23	39	.590	28	148	176	2.7	90	1.4	35	48	15	300	4.6
TOTALS	595	32.6	2947	6658	.443	1340	1808	.741	894	1929	2823	4.7	1824	3.1	798	811	258	8034	13.5
PLAYOFFS																			
'88-89	12	34.4	63	144	.438	38	48	.792	22	35	57	4.8	14	1.2	13	4	15	172	14.3
'89-90	16	29.9	73	150	.487	51	65	.785	30	51	81	5.1	34	2.1	20	2	18	201	12.6
'90-91	4	27.5	12	32	.375	14	19	.737	6	9	15	3.8	7	1.8	5	1	2	42	10.5
'91-92	7	38.0	48	111	.432	25	26	.962	13	31	44	6.3	20	2.9	10	0	9	130	18.6
'92-93	24	44.6	134	311	.431	48	69	.696	29	111	140	5.8	88	3.7	33	28	32	370	15.4
'93-94	10	41.0	46	127	.362	11	16	.688	15	28	43	4.3	24	2.4	11	4	10	123	12.3
'94-95	10	30.7	27	73	.370	12	17	.706	8	23	31	3.1	17	1.7	14	3	9	82	8.2
TOTALS	83	36.1	403	948	.425	199	260	.765	123	288	411	5.0	204	2.5	106	42	95	1120	13.5
15	Danny Manning					6'10"		244 lbs.		F	Kansas								
Acquired: Signed as free agent 9/8/94. Departed: To Orlando 8/5/99 with Pat Garrity and two 1st rd. picks for Anfernee "Penny" Hardaway.																			
YEAR	G	MIN	FGM	FGA	PCT	FTM	FTA	PCT	OR	DR	TR	AVG	AST	AVG	TO	STL	BLK	PTS	AVG
'94-95	46	1510	340	622	.547	136	202	.673	97	179	276	6.0	154	3.3	121	41	57	822	17.9
'95-96	33	1816	178	388	.459	82	109	.752	30	113	143	4.3	65	2.0	77	38	24	441	13.4
'96-97	77	2134	426	795	.536	181	251	.721	137	332	469	6.1	173	2.2	161	81	74	1040	13.5
'97-98	70	1794	390	756	.516	167	226	.739	110	282	392	5.6	139	2.0	100	71	46	947	13.5
'98-99	50	1184	187	386	.484	78	112	.696	62	157	219	4.4	113	2.3	69	36	38	453	9.1
TOTALS	276	7438	1521	2947	.516	644	900	.716	436	1063	1499	5.4	644	2.3	267	239	528	3703	13.4
PLAYOFFS																			
'95-96	4	22.5	22	48	.458	5	8	.625	4	7	11	2.8	5	1.3	6	4	1	49	12.3
'96-97	5	23.2	26	45	.578	14	15	.933	4	26	30	6.0	7	1.4	8	4	7	66	13.2
'98-99	3	26.3	14	24	.583	10	13	.769	0	5	5	1.7	6	2.0	3	4	0	38	12.7
TOTALS	12	23.8	62	118	.525	29	36	.806	8	38	46	3.8	18	1.5	17	12	8	115	12.2

TIME TORISE

3	Stephon Marbury				6'2"	205 lbs.	G	Georgia Tech			
---	-----------------	--	--	--	------	----------	---	--------------	--	--	--

Acquired: From New Jersey 7/18/01 with Soumaila Samake, Johnny Newman for Jason Kidd, Chris Dudley. **Departed:** To New York 1/5/04 with Arnetree Hardaway, Cezary Trybanski for Antonio McDyess, Howard Eisley, Charlie Ward, Maciej Lampe, the draft rights to Milos Vujanich, two future 1st rd. picks and cash.

YEAR	G	MIN	FGM	FGA	PCT	FTM	FTA	PCT	OR	DR	TR	AVG	AST	AVG	TO	STL	BLK	PTS	AVG
01-02	82	38.9	625	1413	.442	353	452	.781	75	191	266	3.2	666	8.1	284	77	13	1674	20.4
02-03	81	40.0	671	1530	.439	375	467	.803	53	210	263	3.2	654	8.1	263	108	20	1806	22.3
03-04	34	41.6	262	606	.432	147	185	.795	19	98	117	3.4	281	8.3	97	64	5	708	20.8
TOTALS	197	39.8	1558	3549	.439	875	1104	.793	147	399	646	3.3	1601	8.1	644	249	38	4188	21.3

PLAYOFFS

'02-03	6	45.3	51	136	.375	25	33	.758	6	18	24	4.0	34	5.7	623	7	0	132	22.0
--------	---	------	----	-----	------	----	----	------	---	----	----	-----	----	-----	-----	---	---	-----	------

31	Shawn Marion				6'7"	228 lbs.	F	Nevada-Las Vegas			
----	--------------	--	--	--	------	----------	---	------------------	--	--	--

Acquired: 1st Rd. (9th overall) 1999 NBA Draft. **Departed:** To Miami 2/6/08 with Marcus Banks for Shaquille O'Neal.

YEAR	G	MIN	FGM	FGA	PCT	FTM	FTA	PCT	OR	DR	TR	AVG	AST	AVG	TO	STL	BLK	PTS	AVG
'99-00	51	24.7	222	471	.471	72	85	.847	105	227	332	6.5	69	1.4	51	38	53	520	10.2
'00-01	79	36.2	557	1160	.480	234	289	.810	220	628	848	10.7	160	2.0	129	132	108	1369	17.3
'01-02	81	38.4	654	1395	.469	191	226	.845	211	592	803	9.9	162	2.0	144	149	86	1547	19.1
'02-03	81	41.6	662	1466	.452	251	295	.851	199	574	773	9.5	198	2.4	157	185	95	1716	21.2
'03-04	79	40.7	590	1341	.440	228	268	.851	212	525	737	9.3	214	2.7	156	167	104	1498	19.0
'04-05	81	38.8	613	1289	.476	229	275	.833	235	680	915	11.3	154	1.9	125	163	119	1569	19.4
'05-06	81	40.3	716	1365	.525	241	298	.809	249	710	959	11.8	143	1.8	125	160	137	1769	21.8
'06-07	80	37.6	561	1071	.524	201	248	.810	172	613	785	9.8	134	1.7	114	156	122	1403	17.5
'07-08	47	36.4	304	578	.526	77	108	.713	86	378	464	9.9	98	2.1	49	95	70	743	15.8
TOTALS	660	37.8	4879	10136	.481	1724	2092	.824	1689	4927	6616	10.0	1332	2.0	1050	1245	894	12134	18.4

PLAYOFFS

'99-00	9	31.2	36	86	.419	9	11	.818	21	58	79	8.8	7	0.8	7	6	14	82	9.1
'00-01	4	34.8	23	62	.371	12	14	.857	10	23	33	8.3	3	0.8	6	6	6	59	14.8
'02-03	6	47.0	40	10	.374	22	26	.846	21	49	70	11.7	12	2.0	13	11	11	111	18.5
'04-05	15	42.3	108	223	.484	30	39	.769	46	131	177	11.8	23	1.5	21	21	26	264	17.4
'05-06	20	42.5	163	333	.489	59	67	.881	57	176	233	11.7	31	1.6	22	37	23	407	20.6
'06-07	11	41.4	76	152	.500	22	33	.667	27	87	114	10.4	13	1.2	12	16	19	186	16.9
TOTALS	65	40.6	446	963	.463	154	190	.811	182	524	706	10.9	89	1.4	81	97	99	1109	17.1

4	Sean Marks				6'10"	250 lbs.	F/C	California			
---	------------	--	--	--	-------	----------	-----	------------	--	--	--

Acquired: Signed as free agent 7/27/06. **Departed:** Contract expired on 6/30/08.

YEAR	G	MIN	FGM	FGA	PCT	FTM	FTA	PCT	OR	DR	TR	AVG	AST	AVG	TO	STL	BLK	PTS	AVG
'06-07	3	5.7	2	6	.333	2	2	1.000	0	3	3	1.0	0	0.0	0	0	1	6	2.0
'07-08	19	6.8	23	43	.535	12	19	.632	9	27	36	1.9	4	0.2	8	3	10	59	3.1
TOTALS	22	6.7	25	49	.510	14	21	.667	9	30	39	1.8	4	0.2	8	3	11	65	3.0

PLAYOFFS

'07-08	1	3.0	0	0	—	0	0	—	0	0	0	0.0	0	0.0	0	0	0	0	0.0
--------	---	-----	---	---	---	---	---	---	---	---	---	-----	---	-----	---	---	---	---	-----

12	Kendall Marshall				6'4"	200 lbs.	G	North Carolina			
----	------------------	--	--	--	------	----------	---	----------------	--	--	--

Acquired: 1st rd., 2012 NBA Draft (13th overall). **Departed:** To Washington on 10/25/13 with Shannon Brown, Marcin Gortat and Malcolm Lee for Emeka Okafor and a protected 2014 1st rd. pick.

YEAR	G	MIN	FGM	FGA	PCT	FTM	FTA	PCT	OR	DR	TR	AVG	AST	AVG	TO	STL	BLK	PTS	AVG
'12-13	48	14.6	56	151	.371	8	14	.571	4	38	42	0.9	143	3.0	57	22	4	143	3.0

26	Bill Martin				6'7"	205 lbs.	F	Georgetown			
----	-------------	--	--	--	------	----------	---	------------	--	--	--

Acquired: Signed as free agent 6/11/87. **Departed:** Waived 12/26/87.

YEAR	G	MIN	FGM	FGA	PCT	FTM	FTA	PCT	OR	DR	TR	AVG	AST	AVG	TO	STL	BLK	PTS	AVG
'87-88	10	10.1	16	51	.314	8	13	.615	9	18	27	2.7	6	0.6	9	5	0	40	4.0

0	Walter McCarty				6'10"	230 lbs.	F	Kentucky			
---	----------------	--	--	--	-------	----------	---	----------	--	--	--

Acquired: From Boston 2/8/05 for 2005 2nd rd. pick (via Golden State). **Departed:** Contract expired 6/30/05.

YEAR	G	MIN	FGM	FGA	PCT	FTM	FTA	PCT	OR	DR	TR	AVG	AST	AVG	TO	STL	BLK	PTS	AVG
'04-05	28	12.6	33	85	.388	7	14	.500	8	53	61	2.2	11	0.4	19	10	6	98	3.5

PLAYOFFS

'04-05	8	6.9	2	9	.222	0	2	.000	0	6	6	0.8	3	0.4	1	2	2	6	0.8
--------	---	-----	---	---	------	---	---	------	---	---	---	-----	---	-----	---	---	---	---	-----

12	Ted McClain				6'3"	185 lbs.	G	Tennessee State			
----	-------------	--	--	--	------	----------	---	-----------------	--	--	--

Acquired: Signed as free agent 1/15/79. **Departed:** Waived 9/4/79.

YEAR	G	MIN	FGM	FGA	PCT	FTM	FTA	PCT	OR	DR	TR	AVG	AST	AVG	TO	STL	BLK	PTS	AVG
'78-79	36	12.9	62	132	.470	42	46	.913	25	44	69	1.9	60	1.7	54	19	0	166	4.6

PLAYOFFS

'78-79	14	7.4	15	34	.441	13	16	.813	5	11	16	1.1	13	0.9	16	6	0	43	3.1
--------	----	-----	----	----	------	----	----	------	---	----	----	-----	----	-----	----	---	---	----	-----

21	George McCloud				6'8"	225 lbs.	F	Florida State			
----	----------------	--	--	--	------	----------	---	---------------	--	--	--

Acquired: Signed as free agent 8/27/97. **Departed:** Contract expired on 6/30/99.

YEAR	G	MIN	FGM	FGA	PCT	FTM	FTA	PCT	OR	DR	TR	AVG	AST	AVG	TO	STL	BLK	PTS	AVG
'97-98	63	19.3	173	427	.405	39	51	.765	45	173	218	3.5	84	1.3	63	54	13	456	7.2
'98-99	48	25.9	142	324	.438	75	87	.862	34	128	162	3.4	79	1.6	49	45	14	428	8.9
TOTALS	111	22.1	315	751	.419	114	138	.826	79	301	380	3.4	163	1.5	102	99	27	884	8.0

PLAYOFFS

'97-98	4	31.5	21	41	.512	3	4	.750	2	17	19	4.8	8	2.0	6	1	1	57	14.3
'98-99	3	26.7	13	30	.433	7	10	.700	2	11	13	4.3	2	0.7	3	5	0	42	14.0
TOTALS	7	29.4	34	71	.479	10	14	.714	4	28	32	4.6	10	1.4	9	6	1	99	14.1

2018-19 PHOENIX SUNS

8	John McCullough				6'4"	195 lbs.	G	Oklahoma			
----------	------------------------	--	--	--	-------------	-----------------	----------	-----------------	--	--	--

Acquired: Signed as free agent 10/26/81. **Departed:** Waived 12/18/81.

YEAR	G	MIN	FGM	FGA	PCT	FTM	FTA	PCT	OR	DR	TR	AVG	AST	AVG	TO	STL	BLK	PTS	AVG
'81-82	8	2.9	9	13	.692	3	5	.600	1	3	4	0.5	3	0.4	3	2	0	21	2.6

35	Xavier McDaniel				6'8"	205 lbs.	F	Wichita State			
-----------	------------------------	--	--	--	-------------	-----------------	----------	----------------------	--	--	--

Acquired: From Seattle 12/7/90 for Eddie Johnson, two 1st rd. picks. **Departed:** To New York 10/1/91 for Trent Tucker, Jerrod Mustaf and two 2nd rd. picks.

YEAR	G	MIN	FGM	FGA	PCT	FTM	FTA	PCT	OR	DR	TR	AVG	AST	AVG	TO	STL	BLK	PTS	AVG
'90-91	66	31.9	451	896	.503	144	198	.727	137	339	476	7.2	149	2.3	144	50	42	1046	15.8

PLAYOFFS

'90-91	4	25.3	17	41	.415	4	6	.667	4	11	15	3.8	5	1.3	10	0	2	38	9.5
--------	---	------	----	----	------	---	---	------	---	----	----	-----	---	-----	----	---	---	----	-----

34/14	Antonio McDyess				6'9"	220 lbs.	F	Alabama			
--------------	------------------------	--	--	--	-------------	-----------------	----------	----------------	--	--	--

Acquired: From Denver 10/1/97 in three-team deal. Suns sent Wesley Person & Tony Dumas to Cleveland & four draft picks to Denver: two 1st rd. picks (their own in 1998 & Milwaukee's in either 1998 or 1999) & two 2nd rd. picks (2000 & 2002). Cleveland also sent a 1st rd. pick to Denver; From New York 1/5/04 with Howard Easley, Charlie Ward, Maciej Lampe, draft rights to Milos Vujanovic, two future 1st rd. picks, cash for Stephon Marbury, Anfernee Hardaway, Cezary Trybanski. **Departed:** Contract expired on 6/30/98. Contract expired on 6/30/04.

YEAR	G	MIN	FGM	FGA	PCT	FTM	FTA	PCT	OR	DR	TR	AVG	AST	AVG	TO	STL	BLK	PTS	AVG
'97-98	81	30.1	497	927	.536	231	329	.702	206	407	613	7.6	106	1.3	142	100	135	1225	15.1
'03-04	24	21.1	61	126	.484	16	31	.516	39	99	138	5.8	16	0.7	30	25	13	138	5.8
TOTALS	105	28.1	558	1053	.525	247	360	.686	245	506	751	7.2	122	1.2	172	125	148	1363	13.0

PLAYOFFS

'97-98	4	36.8	31	65	.477	9	14	.643	18	35	53	13.3	4	1.0	5	2	6	71	17.8
--------	---	------	----	----	------	---	----	------	----	----	----	------	---	-----	---	---	---	----	------

40	Mike McGee				6'5"	207 lbs.	G	Michigan			
-----------	-------------------	--	--	--	-------------	-----------------	----------	-----------------	--	--	--

Acquired: Signed as free agent 3/26/90. **Departed:** Waived 7/1/90.

YEAR	G	MIN	FGM	FGA	PCT	FTM	FTA	PCT	OR	DR	TR	AVG	AST	AVG	TO	STL	BLK	PTS	AVG
'89-90	14	20.0	42	87	.483	10	21	.476	11	25	36	2.6	16	1.1	14	8	1	102	7.3

PLAYOFFS

'89-90	10	4.4	7	20	.350	1	4	.250	1	3	4	0.4	2	0.2	—	1	1	18	1.8
--------	----	-----	---	----	------	---	---	------	---	---	---	-----	---	-----	---	---	---	----	-----

40	Stan McKenzie				6'5"	195 lbs.	G	New York U.			
-----------	----------------------	--	--	--	-------------	-----------------	----------	--------------------	--	--	--

Acquired: 1968 NBA Expansion Draft from Baltimore. **Departed:** 1970 NBA Expansion Draft by Portland.

YEAR	G	MIN	FGM	FGA	PCT	FTM	FTA	PCT	OR	DR	TR	AVG	AST	AVG	TO	STL	BLK	PTS	AVG
'68-69	80	19.6	264	618	.427	219	287	.763	—	—	251	3.1	123	1.5	—	—	—	747	9.3
'69-70	58	9.1	81	206	.393	58	73	.795	—	—	93	1.6	52	0.9	—	—	—	220	3.8
TOTALS	138	15.2	345	824	.419	277	360	.769	—	—	344	2.5	175	1.3	—	—	—	967	7.0

PLAYOFFS

'69-70	7	10.1	8	29	.276	4	5	.800	—	—	9	1.3	3	0.4	—	—	—	20	2.9
--------	---	------	---	----	------	---	---	------	---	---	---	-----	---	-----	---	---	---	----	-----

34	McCoy McLemore				6'7"	235 lbs.	F	Drake			
-----------	-----------------------	--	--	--	-------------	-----------------	----------	--------------	--	--	--

Acquired: 1968 NBA Expansion Draft from Chicago. **Departed:** To Detroit 12/17/68 for Jim Fox & 3rd rd. pick.

YEAR	G	MIN	FGM	FGA	PCT	FTM	FTA	PCT	OR	DR	TR	AVG	AST	AVG	TO	STL	BLK	PTS	AVG
'68-69	31	22.9	141	366	.385	85	110	.773	—	—	168	5.4	50	1.6	—	—	—	367	11.8

8	Jerel McNeal				6'3"	200 lbs.	G	Marquette			
----------	---------------------	--	--	--	-------------	-----------------	----------	------------------	--	--	--

Acquired: Signed to 10-day contract 4/1/15, signed to multiyear contract 4/11/15. **Departed:** Waived 7/17/15.

YEAR	G	MIN	FGM	FGA	PCT	FTM	FTA	PCT	OR	DR	TR	AVG	AST	AVG	TO	STL	BLK	PTS	AVG
'14-15	6	6.0	3	11	.273	2	2	1.000	0	3	3	0.5	2	0.3	5	3	1	9	1.5

23	Paul McPherson				6'2"	225 lbs.	G	DePaul			
-----------	-----------------------	--	--	--	-------------	-----------------	----------	---------------	--	--	--

Acquired: Signed as free agent 8/23/00. **Departed:** To Golden State 1/26/01 with Corie Blount, Ruben Garces for Vinny Del Negro.

YEAR	G	MIN	FGM	FGA	PCT	FTM	FTA	PCT	OR	DR	TR	AVG	AST	AVG	TO	STL	BLK	PTS	AVG
'00-01	33	9.3	47	96	.490	18	24	.750	20	28	48	1.5	64	0.5	23	12	3	112	3.4

52	Jordan McRae				6'5"	179 lbs.	G	Tennessee			
-----------	---------------------	--	--	--	-------------	-----------------	----------	------------------	--	--	--

Acquired: Signed 10-day contract 1/29/16 and 2/8/16. **Departed:** 10-day contract expired 2/17/16.

YEAR	G	MIN	FGM	FGA	PCT	FTM	FTA	PCT	OR	DR	TR	AVG	AST	AVG	TO	STL	BLK	PTS	AVG
'15-16	7	11.7	11	26	.423	12	15	.800	2	6	8	1.1	10	1.4	6	3	0	37	5.3

25	Gary Melchionni				6'3"	185 lbs.	G	Duke			
-----------	------------------------	--	--	--	-------------	-----------------	----------	-------------	--	--	--

Acquired: 2nd rd., 1973 NBA Draft (38th Overall). **Departed:** Waived 10/24/75.

YEAR	G	MIN	FGM	FGA	PCT	FTM	FTA	PCT	OR	DR	TR	AVG	AST	AVG	TO	STL	BLK	PTS	AVG
'73-74	69	18.1	202	439	.460	92	107	.860	46	96	142	2.1	142	2.1	—	41	9	496	7.2
'74-75	68	22.5	232	539	.430	114	141	.809	45	142	187	2.8	156	2.3	—	48	12	578	8.5
TOTALS	137	20.3	434	978	.443	206	248	.831	91	238	329	2.4	298	2.2	—	89	21	1074	7.8

40	Loren Meyer				6'10"	260 lbs.	F	Iowa State			
-----------	--------------------	--	--	--	--------------	-----------------	----------	-------------------	--	--	--

Acquired: From Dallas 12/26/96 with Jason Kidd, Tony Dumas for Sam Cassell, Michael Finley, A.C. Green, 2nd rd. pick. **Departed:** Contract expired on 6/30/98.

YEAR	G	MIN	FGM	FGA	PCT	FTM	FTA	PCT	OR	DR	TR	AVG	AST	AVG	TO	STL	BLK	PTS	AVG
'96-97	54	13.1	108	244	.443	46	64	.719	53	92	145	2.7	19	0.4	62	11	15	266	4.9

TIME TORISE

20	Marko Milic				6'6"				235 lbs.				G/F				Smelt Olimpija			
----	-------------	--	--	--	------	--	--	--	----------	--	--	--	-----	--	--	--	----------------	--	--	--

Acquired: From Philadelphia 11/21/97 for Tom Chambers. Departed: Contract expired on 6/30/99.

YEAR	G	MIN	FGM	FGA	PCT	FTM	FTA	PCT	OR	DR	TR	AVG	AST	AVG	TO	STL	BLK	PTS	AVG
'97-98	33	4.9	39	64	.609	11	17	.647	10	15	25	0.8	12	0.4	21	10	0	92	2.8
'98-99	11	4.8	8	20	.400	0	0	—	3	2	5	0.5	2	0.2	6	3	1	16	1.5
TOTALS	44	4.8	47	84	.560	11	17	.647	13	17	30	0.7	14	0.3	27	13	1	108	2.5

PLAYOFFS

'97-98	2	2.0	2	3	.667	0	0	—	0	1	1	0.5	0	—	0	1	0	4	2.0
--------	---	-----	---	---	------	---	---	---	---	---	---	-----	---	---	---	---	---	---	-----

8	Oliver Miller				6'9"				315 lbs.				C				Arkansas			
---	---------------	--	--	--	------	--	--	--	----------	--	--	--	---	--	--	--	----------	--	--	--

Acquired: 1st rd., 1992 NBA Draft (22nd Overall); Signed as free agent 8/1/99. Departed: Signed as free agent 9/20/94 by Detroit; Contract expired on 6/30/00.

YEAR	G	MIN	FGM	FGA	PCT	FTM	FTA	PCT	OR	DR	TR	AVG	AST	AVG	TO	STL	BLK	PTS	AVG
'92-93	56	19.0	121	255	.475	71	100	.710	70	205	275	4.9	118	2.1	108	38	100	313	5.6
'93-94	69	25.9	277	455	.609	80	137	.584	140	336	476	6.9	244	3.5	164	83	156	636	9.2
'99-00	51	21.3	137	233	.588	49	73	.671	87	174	261	5.1	68	1.3	74	42	80	323	6.3
TOTALS	176	22.4	535	943	.567	200	310	.645	297	715	1012	5.8	430	2.4	272	163	336	1272	7.2

PLAYOFFS

'92-93	24	21.4	71	121	.587	31	55	.564	33	91	124	5.2	51	2.1	42	21	59	173	7.2
'93-94	10	14.6	16	27	.593	3	7	.429	14	30	44	4.4	13	1.3	13	6	12	35	3.5
'99-00	7	5.3	2	9	.222	2	4	.500	2	6	8	1.1	1	0.1	2	0	2	6	0.9
TOTALS	41	16.7	89	157	.567	36	66	.545	49	127	156	3.8	65	1.6	57	27	73	214	5.2

14	Greg Monroe				6'11"				265 lbs.				C/F				Georgetown			
----	-------------	--	--	--	-------	--	--	--	----------	--	--	--	-----	--	--	--	------------	--	--	--

Acquired: From Milwaukee 11/7/17 with a protected 1st rd. pick and a protected 2nd rd. pick for Eric Bledsoe. Departed: Waived 2/1/18.

YEAR	G	MIN	FGM	FGA	PCT	FTM	FTA	PCT	OR	DR	TR	AVG	AST	AVG	TO	STL	BLK	PTS	AVG
'17-18	20	23.3	97	155	.626	31	46	.674	50	110	160	8.0	50	2.5	40	16	6	225	11.3

34	Otto Moore				6'11"				220 lbs.				F				Pan American			
----	------------	--	--	--	-------	--	--	--	----------	--	--	--	---	--	--	--	--------------	--	--	--

Acquired: From Detroit 4/12/71 for future considerations. Departed: To Houston 4/7/72 for 1st rd. pick.

YEAR	G	MIN	FGM	FGA	PCT	FTM	FTA	PCT	OR	DR	TR	AVG	AST	AVG	TO	STL	BLK	PTS	AVG
'71-72	81	1624	260	597	.436	94	156	.603	—	—	540	6.7	88	1.1	—	—	—	614	7.6

53	Ron Moore				6'10"				245 lbs.				F				West Virginia State			
----	-----------	--	--	--	-------	--	--	--	----------	--	--	--	---	--	--	--	---------------------	--	--	--

Acquired: From Detroit 2/24/88 with 2nd rd. pick for James Edwards. Departed: Contract expired on 8/29/88.

YEAR	G	MIN	FGM	FGA	PCT	FTM	FTA	PCT	OR	DR	TR	AVG	AST	AVG	TO	STL	BLK	PTS	AVG
'87-88	5	6.8	5	16	.313	4	4	1.000	0	6	6	1.2	0	0.0	1	3	0	14	2.8

34	Chris Morris				6'8"				228 lbs.				F				Auburn			
----	--------------	--	--	--	------	--	--	--	----------	--	--	--	---	--	--	--	--------	--	--	--

Acquired: Signed as free agent 2/3/99. Departed: Contract expired on 6/30/99.

YEAR	G	MIN	FGM	FGA	PCT	FTM	FTA	PCT	OR	DR	TR	AVG	AST	AVG	TO	STL	BLK	PTS	AVG
'98-99	44	12.2	64	149	.430	40	46	.870	54	67	121	2.8	23	0.5	21	16	11	184	4.2

PLAYOFFS

'98-99	1	10.0	2	2	1.000	0	2	.000	0	1	1	1.0	0	0.0	0	0	0	5	5.0
--------	---	------	---	---	-------	---	---	------	---	---	---	-----	---	-----	---	---	---	---	-----

15	Marcus Morris				6'9"				235 lbs.				F				Kansas			
----	---------------	--	--	--	------	--	--	--	----------	--	--	--	---	--	--	--	--------	--	--	--

Acquired: From Houston 2/21/13 for 2nd rd. pick. Departed: To Detroit 7/9/15 with Reggie Bullock and Danny Granger for 2nd rd. pick.

YEAR	G	MIN	FGM	FGA	PCT	FTM	FTA	PCT	OR	DR	TR	AVG	AST	AVG	TO	STL	BLK	PTS	AVG
'12-13	23	16.1	51	126	.405	17	42	.405	17	41	58	2.5	15	0.7	24	18	4	131	5.7
'13-14	82	22.0	288	651	.442	121	159	.761	84	235	319	3.9	88	1.1	95	72	18	796	9.7
'14-15	81	25.2	331	763	.434	71	113	.628	73	312	385	4.8	133	1.6	73	63	16	845	10.4
TOTALS	186	22.7	670	1540	.435	209	314	.666	174	588	762	4.1	236	1.3	192	153	38	1772	9.5

11	Markieff Morris				6'10"				240 lbs.				F				Kansas			
----	-----------------	--	--	--	-------	--	--	--	----------	--	--	--	---	--	--	--	--------	--	--	--

Acquired: 1st rd., 2011 NBA Draft (13th Overall). Departed: To Washington 2/18/16 for DeJuan Blair, Kris Humphries and 1st rd. pick.

YEAR	G	MIN	FGM	FGA	PCT	FTM	FTA	PCT	OR	DR	TR	AVG	AST	AVG	TO	STL	BLK	PTS	AVG
'11-12	63	19.5	174	436	.399	76	106	.717	69	210	279	4.4	65	1.0	70	41	42	467	7.4
'12-13	82	22.4	266	653	.407	93	127	.732	131	265	396	4.8	108	1.3	104	77	64	670	8.2
'13-14	81	26.6	411	845	.486	259	327	.792	139	346	485	6.0	144	1.8	147	68	51	1115	13.8
'14-15	82	31.5	512	1100	.465	177	232	.763	110	396	506	6.2	192	2.3	170	101	39	1258	15.3
'15-16	37	24.8	171	431	.397	66	92	.717	43	151	194	5.2	87	2.4	90	33	17	430	11.6
TOTALS	345	25.3	1534	3465	.443	671	884	.759	492	1368	1860	5.4	596	1.7	581	320	213	3940	11.4

32	Mike Morrison				6'4"				195 lbs.				G				Loyola (Md.)			
----	---------------	--	--	--	------	--	--	--	----------	--	--	--	---	--	--	--	--------------	--	--	--

Acquired: 2nd rd., 1989 NBA Draft (51st Overall). Departed: To Washington 9/28/90 for 2nd rd. pick.

YEAR	G	MIN	FGM	FGA	PCT	FTM	FTA	PCT	OR	DR	TR	AVG	AST	AVG	TO	STL	BLK	PTS	AVG
'89-90	36	4.3	23	68	.338	24	30	.800	7	13	20	0.6	11	0.3	23	2	0	72	2.0

0	Jerrod Mustaf				6'10"				245 lbs.				F				Maryland			
---	---------------	--	--	--	-------	--	--	--	----------	--	--	--	---	--	--	--	----------	--	--	--

Acquired: From NY 10/1/91 with Trent Tucker & two 2nd rd. picks for Xavier McDaniel. Departed: Waived 9/15/94.

YEAR	G	MIN	FGM	FGA	PCT	FTM	FTA	PCT	OR	DR	TR	AVG	AST	AVG	TO	STL	BLK	PTS	AVG
'91-92	52	10.5	92	193	.477	49	71	.690	45	100	145	2.8	45	0.9	51	21	16	233	4.5
'92-93	32	10.5	57	130	.438	33	53	.623	29	54	83	2.6	10	0.3	22	14	11	147	4.6
'93-94	33	5.9	30	84	.357	13	22	.591	20	35	55	1.7	8	0.2	10	4	5	73	2.2
TOTALS	117	9.2	179	407	.439	95	146	.651	94	189	283	2.4	63	0.5	83	39	32	453	3.9

PLAYOFFS

'92-93	7	1.4	3	5	.600	0	0	—	0	2	2	0.3	0	—	0	0	1	6	0.9
--------	---	-----	---	---	------	---	---	---	---	---	---	-----	---	---	---	---	---	---	-----

2018-19 PHOENIX SUNS

22	Larry Nance				6'10"				217 lbs.				F	Clemson					
Acquired: 1st rd., 1981 NBA Draft (20th Overall). Departed: To Cleveland 2/25/88 with Mike Sanders and Detroit's 1st rd. pick for Kevin Johnson, Mark West, Cleveland's 1st & 2nd rd. picks and Lakers' 2nd rd. pick.																			
YEAR	G	MIN	FGM	FGA	PCT	FTM	FTA	PCT	OR	DR	TR	AVG	AST	AVG	TO	STL	BLK	PTS	AVG
'81-82	80	14.8	227	436	.521	75	117	.641	95	161	256	3.2	82	1.0	104	42	71	529	6.6
'82-83	82	35.5	588	1069	.550	193	287	.672	239	471	710	8.7	197	2.4	190	99	217	1370	16.7
'83-84	82	35.4	601	1044	.576	249	352	.707	227	451	678	8.3	214	2.6	177	86	173	1451	17.7
'84-85	61	36.1	515	877	.587	180	254	.709	195	341	536	8.8	159	2.6	136	88	104	1211	19.9
'85-86	73	34.0	582	1001	.581	310	444	.698	169	449	618	8.5	240	3.3	210	70	130	1474	20.2
'86-87	69	37.2	585	1062	.551	381	493	.773	188	411	599	8.7	233	3.4	149	86	148	1552	22.5
'87-88	40	36.9	327	616	.531	187	249	.751	119	275	394	9.9	123	3.1	106	45	96	843	21.1
TOTALS	487	32.3	3425	6105	.561	1575	2196	.717	1232	2559	3791	7.8	1248	2.6	1072	516	939	8430	17.3
PLAYOFFS																			
'81-82	7	18.3	25	41	.610	4	8	.500	13	19	32	4.6	7	1.0	12	10	11	54	7.7
'82-83	3	34.3	14	35	.400	8	10	.800	10	15	25	8.3	3	1.0	6	3	6	36	12.0
'83-84	17	37.2	118	200	.590	51	76	.671	51	97	148	8.7	40	2.4	31	16	34	287	16.9
TOTALS	27	32.0	157	276	.569	63	94	.670	74	131	205	7.6	50	1.9	49	29	51	377	14.0
13	Steve Nash				6'3"				178 lbs.				G	Santa Clara					
Acquired: 1st rd., 1996 NBA Draft (15th Overall); Signed as restricted free agent on 7/14/04. Departed: Traded to Dallas on 7/25/98 for Pat Garrity, Bubba Wells, Martin Muursepp and a future first-round pick; Signed and traded to Los Angeles Lakers on 7/11/12 for two future first-round picks, two future second-round picks and cash considerations.																			
YEAR	G	MIN	FGM	FGA	PCT	FTM	FTA	PCT	OR	DR	TR	AVG	AST	AVG	TO	STL	BLK	PTS	AVG
'96-97	65	13.3	74	175	.423	42	51	.824	16	47	63	1.0	138	2.1	63	20	0	213	3.3
'97-98	76	21.9	268	584	.459	74	86	.860	32	128	160	2.1	262	3.4	98	63	4	691	9.1
'04-05	75	34.3	430	857	.502	211	228	.887	57	192	249	3.3	861	11.5	245	74	6	1165	15.5
'05-06	79	35.4	541	1056	.512	257	279	.921	47	286	333	4.2	826	10.8	276	61	12	1489	18.8
'06-07	76	35.3	517	971	.532	222	247	.899	30	239	269	3.5	884	11.6	287	57	6	1412	18.6
'07-08	81	34.3	485	962	.504	222	245	.906	28	254	282	3.5	898	11.1	295	53	5	1371	16.9
'08-09	74	33.6	428	851	.503	196	210	.933	19	204	223	3.0	717	9.7	248	55	10	1160	15.7
'09-10	81	32.8	499	985	.507	211	225	.938	34	234	268	3.3	892	11.0	295	42	12	1333	16.5
'10-11	75	33.3	399	811	.492	227	249	.912	40	220	260	3.5	855	11.4	265	48	4	1106	14.7
'11-12	62	31.6	295	555	.532	127	142	.894	26	160	186	3.0	664	10.7	229	38	8	772	12.5
TOTALS	744	30.9	3936	7807	.504	1789	1962	.912	329	1964	2293	3.1	6997	9.4	2301	511	67	10712	14.4
PLAYOFFS																			
'96-97	4	3.8	2	9	.222	0	0	.000	1	0	1	0.3	1	0.3	2	1	1	5	1.3
'97-98	4	12.8	8	18	.444	5	8	.625	2	8	10	2.5	7	1.8	3	2	0	22	5.5
'04-05	15	40.6	140	269	.520	57	62	.919	9	63	72	4.8	170	11.3	70	14	3	358	23.9
'05-06	20	39.9	146	291	.502	83	91	.912	9	64	73	3.7	204	10.2	67	8	5	407	20.4
'06-07	11	37.5	74	160	.463	41	46	.891	4	31	35	3.2	146	13.3	48	4	1	208	18.9
'07-08	5	36.6	32	70	.457	11	12	.917	1	13	14	2.8	39	7.8	12	2	1	81	16.2
'09-10	16	33.7	99	191	.518	67	75	.893	6	46	52	3.3	161	10.1	60	4	1	284	17.8
TOTALS	75	34.8	501	1008	.497	264	294	.898	32	225	257	3.4	728	9.7	262	35	12	1365	18.2
45	Ed Nealy				6'7"				240 lbs.				F	Kansas State					
Acquired: From Chicago 12/14/88 with 2nd rd. pick for Craig Hodges; Signed as free agent 7/20/90. Departed: To Chicago 10/5/89 for future considerations; Waived 11/5/92.																			
YEAR	G	MIN	FGM	FGA	PCT	FTM	FTA	PCT	OR	DR	TR	AVG	AST	AVG	TO	STL	BLK	PTS	AVG
'88-89	30	5.5	8	29	.276	3	7	.429	18	37	55	1.8	8	0.3	6	4	0	19	0.6
'89-91	55	10.4	45	97	.464	28	38	.737	44	107	151	2.7	36	0.7	19	24	4	123	2.2
'91-92	52	9.7	62	121	.512	16	24	.667	25	86	111	2.1	37	0.7	17	16	2	160	3.1
TOTALS	137	9.1	115	247	.466	47	69	.681	87	230	317	2.3	81	0.6	42	44	6	302	2.2
PLAYOFFS																			
'88-89	4	1.5	1	3	.333	0	0	.000	1	2	3	0.8	0	0.0	0	0	0	2	0.5
'90-91	2	10.0	1	5	.200	0	0	.000	2	3	5	2.5	0	0.0	1	0	0	2	1.0
'91-92	8	8.4	7	18	.389	4	4	1.00	4	14	18	2.3	4	0.5	0	3	0	23	2.9
TOTALS	14	3.1	9	26	.346	4	4	1.00	7	19	26	1.9	4	0.3	1	3	0	27	1.9
40	Mike Niles				6'6"				225 lbs.				F	Cal-State Fullerton					
Acquired: Signed as free agent 7/8/80. Departed: Waived 6/18/81.																			
YEAR	G	MIN	FGM	FGA	PCT	FTM	FTA	PCT	OR	DR	TR	AVG	AST	AVG	TO	STL	BLK	PTS	AVG
'80-81	44	5.3	48	138	.348	17	37	.459	26	32	58	1.3	15	0.3	25	8	1	115	2.6
PLAYOFFS																			
'80-81	2	2.0	0	5	.000	0	0	.000	0	0	0	0.0	0	0.0	0	1	0	0	0.0
11	Jimmy Oliver				6'5"				208 lbs.				G	Purdue					
Acquired: Signed as free agent 4/1/99. Departed: Waived 4/7/99.																			
YEAR	G	MIN	FGM	FGA	PCT	FTM	FTA	PCT	OR	DR	TR	AVG	AST	AVG	TO	STL	BLK	PTS	AVG
'98-99	2	5.5	1	3	.333	0	0	—	0	0	0	0.0	0	0.0	0	0	0	3	1.5
20	Jermaine O'Neal				6'11"				260 lbs.				C	Eau Claire H.S. (S.C.)					
Acquired: Signed as free agent 8/15/12. Departed: Contract expired 6/30/13.																			
YEAR	G	MIN	FGM	FGA	PCT	FTM	FTA	PCT	OR	DR	TR	AVG	AST	AVG	TO	STL	BLK	PTS	AVG
'12-13	55	18.7	179	371	.482	96	115	.835	82	211	293	5.3	42	0.8	73	19	78	454	8.3

TIME TORISE

32	Shaquille O'Neal				7'1"	325 lbs.				C	Louisiana State			
----	------------------	--	--	--	------	----------	--	--	--	---	-----------------	--	--	--

Acquired: From Miami 2/6/08 in exchange for Shawn Marion and Marcus Banks.

Departed: To Cleveland 6/25/09 for Ben Wallace, Sasha Pavlovic, a future conditional second-round pick and cash considerations.

YEAR	G	MIN	FGM	FGA	PCT	FTM	FTA	PCT	OR	DR	TR	AVG	AST	AVG	TO	STL	BLK	PTS	AVG
07-08	28	28.7	140	229	.611	82	160	.512	67	229	296	10.6	48	1.7	83	13	34	362	12.9
08-09	75	30.0	512	841	.609	309	519	.595	167	446	633	8.4	126	1.7	168	49	108	1333	17.8
TOTALS	103	29.7	652	1070	.609	309	679	.576	284	675	929	9.2	174	1.7	251	62	142	1695	16.5

PLAYOFFS

07-08	5	30.0	22	50	.440	32	64	.500	13	33	46	9.2	5	1.0	9	5	13	76	15.2
-------	---	------	----	----	------	----	----	------	----	----	----	-----	---	-----	---	---	----	----	------

45/46	Bo Outlaw				6'8"	220 lbs.				F	Houston			
-------	-----------	--	--	--	------	----------	--	--	--	---	---------	--	--	--

Acquired: From Orlando 11/16/01 with 1st rd. pick in three-team deal with Orlando, L.A. Clippers that sent Jud Buechler to Orlando and Vinny Del Negro to L.A. Clippers; Signed as free agent 11/8/04.

Departed: To Memphis 9/30/03 with Jake Tsakalidis for Brevin Knight, Robert Archibald, Cezary Trybanski; Contract expired 6/30/05.

YEAR	G	MIN	FGM	FGA	PCT	FTM	FTA	PCT	OR	DR	TR	AVG	AST	AVG	TO	STL	BLK	PTS	AVG
01-02	73	24.2	153	278	.550	35	84	.417	132	203	335	4.6	122	1.7	85	61	83	342	4.7
02-03	80	22.5	153	278	.550	72	116	.621	134	234	368	4.6	112	1.4	76	50	71	378	4.7
04-05	39	5.5	12	34	.353	5	9	.556	16	37	53	1.4	13	0.3	8	6	12	29	0.7
TOTALS	192	19.7	318	590	.539	112	209	.536	282	474	740	3.9	247	1.3	169	117	166	749	3.9

PLAYOFFS

02-03	6	11.7	1	10	.100	2	4	.500	6	7	13	2.2	5	0.8	6	1	1	4	0.7
-------	---	------	---	----	------	---	---	------	---	---	----	-----	---	-----	---	---	---	---	-----

04-05	1	2.0	0	1	.000	0	0	—	0	0	0	0.0	1	1.0	0	1	0	0	0.0
-------	---	-----	---	---	------	---	---	---	---	---	---	-----	---	-----	---	---	---	---	-----

TOTALS	7	10.3	1	11	.090	2	4	.500	6	7	13	1.9	6	0.9	6	2	1	4	0.6
---------------	----------	-------------	----------	-----------	-------------	----------	----------	-------------	----------	----------	-----------	------------	----------	------------	----------	----------	----------	----------	------------

45	Jim Owens				6'5"	205 lbs.				G	Arizona State			
----	-----------	--	--	--	------	----------	--	--	--	---	---------------	--	--	--

Acquired: 8th rd., 1973 NBA Draft (128th Overall).

Departed: Waived 7/15/75.

YEAR	G	MIN	FGM	FGA	PCT	FTM	FTA	PCT	OR	DR	TR	AVG	AST	AVG	TO	STL	BLK	PTS	AVG
73-74	17	5.9	21	39	.538	11	14	.786	1	8	9	0.5	15	0.9	—	5	0	53	3.1
74-75	41	10.5	56	145	.386	12	16	.750	7	36	43	1.0	49	1.2	—	16	2	124	3.0
TOTALS	58	9.2	77	184	.418	23	30	.767	8	44	52	0.9	64	1.1	—	21	2	177	3.1

10	Milt Palacio				6'3"	195 lbs.				G	Colorado State			
----	--------------	--	--	--	------	----------	--	--	--	---	----------------	--	--	--

Acquired: From Boston 2/20/02 with Joe Johnson, Randy Brown and 2002 1st rd. pick (Casey Jacobsen) for Rodney Rogers and Tony Delk.

Departed: To Cleveland 9/17/02 for a 2008 2nd rd. draft pick.

YEAR	G	MIN	FGM	FGA	PCT	FTM	FTA	PCT	OR	DR	TR	AVG	AST	AVG	TO	STL	BLK	PTS	AVG
01-02	28	9.7	30	79	.380	18	23	.783	3	20	23	0.8	29	1.0	16	9	1	79	2.8

1/17	Smush Parker				6'4"	180 lbs.				G	Fordham			
------	--------------	--	--	--	------	----------	--	--	--	---	---------	--	--	--

Acquired: Signed a 10-day contract 1/19/05.

Departed: Waived 2/4/05.

YEAR	G	MIN	FGM	FGA	PCT	FTM	FTA	PCT	OR	DR	TR	AVG	AST	AVG	TO	STL	BLK	PTS	AVG
04-05	5	6.8	7	15	.467	0	0	—	2	1	3	0.6	4	0.8	9	2	0	15	3.0

2	Elfrid Payton				6'4"	185 lbs.				G	Louisiana-Lafayette			
---	---------------	--	--	--	------	----------	--	--	--	---	---------------------	--	--	--

Acquired: From Orlando 2/8/18 for a 2018 2nd rd. pick (via Memphis).

Departed: Contract expired 6/30/18.

YEAR	G	MIN	FGM	FGA	PCT	FTM	FTA	PCT	OR	DR	TR	AVG	AST	AVG	TO	STL	BLK	PTS	AVG
17-18	19	29.0	91	209	.435	37	54	.685	17	83	100	5.3	118	6.2	54	19	6	224	11.8

18	Curtis Perry				6'7"	220 lbs.				F	S.W. Missouri State			
----	--------------	--	--	--	------	----------	--	--	--	---	---------------------	--	--	--

Acquired: From New Orleans Jazz 9/16/74 with Dennis Awtrey, Nate Hawthorne and 1st rd. pick for Neal Walk and 2nd rd. pick.

Departed: Retired 9/13/78.

YEAR	G	MIN	FGM	FGA	PCT	FTM	FTA	PCT	OR	DR	TR	AVG	AST	AVG	TO	STL	BLK	PTS	AVG
74-75	79	34.0	437	917	.477	184	256	.719	347	593	940	11.9	186	2.4	—	108	78	1058	13.4
75-76	71	31.7	386	776	.497	175	239	.732	197	487	684	9.6	182	2.6	—	84	66	947	13.3
76-77	44	31.6	179	414	.432	112	142	.789	149	246	395	9.0	79	1.8	—	49	28	470	10.7
77-78	45	18.2	110	243	.453	51	65	.785	87	163	250	5.6	48	1.1	63	34	22	271	6.0
TOTALS	239	29.9	1112	2350	.473	522	702	.744	780	1489	2269	9.5	495	2.1	63	275	194	2786	11.7

PLAYOFFS

75-76	19	32.4	99	218	.454	44	68	.647	63	83	146	7.7	36	1.9	—	12	17	242	12.7
-------	----	------	----	-----	------	----	----	------	----	----	-----	-----	----	-----	---	----	----	-----	------

2	Elliot Perry				6'0"	160 lbs.				G	Memphis			
---	--------------	--	--	--	------	----------	--	--	--	---	---------	--	--	--

Acquired: Signed as free agent 1/22/94; Signed as free agent 12/8/00.

Departed: To Milwaukee 8/25/96 for Marty Conlon & 1st rd. pick; Contract expired on 6/30/01.

YEAR	G	MIN	FGM	FGA	PCT	FTM	FTA	PCT	OR	DR	TR	AVG	AST	AVG	TO	STL	BLK	PTS	AVG
93-94	27	16.0	42	113	.372	21	28	.750	12	27	39	1.4	125	4.6	43	25	1	105	3.9
94-95	82	24.1	306	588	.520	158	195	.810	51	100	151	1.8	394	4.8	163	156	4	795	9.7
95-96	81	20.6	261	549	.475	151	194	.778	34	102	136	1.7	353	4.6	146	87	5	697	8.6
00-01	43	10.7	60	129	.465	16	22	.727	8	34	42	1.0	74	1.7	32	19	1	137	3.2
TOTALS	233	19.5	669	1379	.486	346	439	.778	105	263	368	1.6	446	2.2	384	287	11	1734	7.4

PLAYOFFS

93-94	4	3.3	1	7	.143	0	0	.000	0	0	0	0.0	1	0.3	0	0	1	2	0.5
-------	---	-----	---	---	------	---	---	------	---	---	---	-----	---	-----	---	---	---	---	-----

94-95	9	11.8	20	42	.476	20	25	.800	3	7	10	1.1	12	1.3	9	5	0	62	6.2
-------	---	------	----	----	------	----	----	------	---	---	----	-----	----	-----	---	---	---	----	-----

95-96	4	12.8	7	14	.500	0	1	.000	0	2	2	0.5	12	3.0	0	2	0	14	3.5
-------	---	------	---	----	------	---	---	------	---	---	---	-----	----	-----	---	---	---	----	-----

00-01	2	8.5	6	10	.600	1	1	1.000	1	3	4	2.0	4	2.0	0	2	0	13	6.5
-------	---	-----	---	----	------	---	---	-------	---	---	---	-----	---	-----	---	---	---	----	-----

TOTALS	19	9.8	34	73	.466	21	27	.778	4	12	16	0.8	29	1.5	9	9	1	91	4.8
---------------	-----------	------------	-----------	-----------	-------------	-----------	-----------	-------------	----------	-----------	-----------	------------	-----------	------------	----------	----------	----------	-----------	------------

2018-19 PHOENIX SUNS

34	Tim Perry				6'9"				220 lbs.				F				Temple			
----	-----------	--	--	--	------	--	--	--	----------	--	--	--	---	--	--	--	--------	--	--	--

Acquired: 1st rd., 1988 NBA Draft (7th Overall). Departed: To Philadelphia 6/17/92 with Jeff Hornacek, Andrew Lang for Charles Barkley.

YEAR	G	MIN	FGM	FGA	PCT	FTM	FTA	PCT	OR	DR	TR	AVG	AST	AVG	TO	STL	BLK	PTS	AVG
'88-89	62	9.9	108	201	.537	40	65	.615	61	71	132	2.1	18	0.3	37	19	32	257	4.1
'89-90	60	10.2	100	195	.513	53	90	.589	79	73	152	2.5	17	0.3	47	21	22	254	4.2
'90-91	46	12.8	75	144	.521	43	70	.614	53	73	126	2.7	27	0.6	32	23	43	193	4.2
'91-92	80	31.0	413	789	.523	153	215	.712	204	347	551	6.9	134	1.7	141	44	116	982	12.3
TOTALS	248	17.3	696	1329	.524	289	440	.657	397	564	961	3.9	196	0.8	257	107	223	1686	6.8

PLAYOFFS

'88-89	4	4.3	2	4	.500	0	2	.000	1	1	2	0.5	0	0.0	1	2	1	4	1.0
'89-90	11	9.1	13	25	.520	8	18	.444	10	11	21	1.9	2	0.2	5	3	6	34	3.1
'91-92	8	23.1	38	63	.603	23	32	.719	12	27	39	4.9	11	1.4	14	3	6	99	12.4
TOTALS	23	13.1	53	92	.576	31	52	.596	23	39	62	2.7	13	0.6	20	8	13	137	6.0

11	Wesley Person				6'6"				185 lbs.				G/F				Auburn			
----	---------------	--	--	--	------	--	--	--	----------	--	--	--	-----	--	--	--	--------	--	--	--

Acquired: 1st rd., 1994 NBA Draft (23rd Overall). Departed: To Cleveland 10/1/97 with Tony Dumas in three-team deal with Denver. Suns received Antonio McDyess from Denver for two 1st rd. picks (1998; Milwaukee's in 98 or 99); two 2nd rd. picks (2000 & 2002) and cash. Cleveland also sent a future 1st rd. pick to Denver.

YEAR	G	MIN	FGM	FGA	PCT	FTM	FTA	PCT	OR	DR	TR	AVG	AST	AVG	TO	STL	BLK	PTS	AVG
'94-95	78	1800	309	638	.484	80	101	.792	67	134	201	2.6	105	1.3	79	48	24	814	10.4
'95-96	82	2609	390	877	.445	148	192	.771	56	265	321	3.9	138	1.7	89	55	22	1045	12.7
'96-97	80	2326	409	903	.453	91	114	.798	68	224	292	3.7	123	1.5	76	86	20	1080	13.5
TOTALS	240	6735	1180	2418	.458	319	407	.784	191	623	814	3.4	366	1.5	244	189	66	2939	12.2

PLAYOFFS

'94-95	10	247	34	83	.410	11	12	.917	9	12	21	2.1	11	1.1	9	3	2	96	9.6
'95-96	4	182	22	56	.393	4	5	.800	8	15	23	5.8	3	0.8	5	3	1	57	14.3
'96-97	5	163	25	53	.472	14	18	.778	5	28	33	6.6	6	1.2	4	4	3	78	15.6
TOTALS	19	593	81	192	.422	29	35	.829	22	55	77	4.1	20	1.1	18	10	6	231	12.2

25	Alec Peters				6'9"				235 lbs.				F				Valparaiso			
----	-------------	--	--	--	------	--	--	--	----------	--	--	--	---	--	--	--	------------	--	--	--

Acquired: 2nd rd., 2017 NBA Draft (54th overall); signed to two-way contract 9/18/17. Departed: Contract expired 6/30/18.

YEAR	G	MIN	FGM	FGA	PCT	FTM	FTA	PCT	OR	DR	TR	AVG	AST	AVG	TO	STL	BLK	PTS	AVG
'17-18	20	11.3	28	74	.378	8	10	.800	8	29	37	1.9	12	0.6	4	2	2	82	4.1

52	Eric Platkowski				6'7"				215 lbs.				G/F				Nebraska			
----	-----------------	--	--	--	------	--	--	--	----------	--	--	--	-----	--	--	--	----------	--	--	--

Acquired: Signed as free agent 7/13/06. Departed: Contract expired on 6/30/08.

YEAR	G	MIN	FGM	FGA	PCT	FTM	FTA	PCT	OR	DR	TR	AVG	AST	AVG	TO	STL	BLK	PTS	AVG
'06-07	11	6.6	9	25	.360	2	2	1.000	2	7	9	0.8	4	0.4	5	0	1	27	2.5
'07-08	16	7.1	12	33	.364	4	4	1.000	1	11	12	0.8	10	0.6	6	0	1	39	2.4
TOTALS	27	6.9	21	58	.362	6	6	1.000	3	18	21	0.8	14	0.5	11	0	2	66	2.4

PLAYOFFS

'06-07	1	3.0	1	1	1.000	0	0	—	0	0	0	0.0	0	0.0	0	0	0	2	2.0
'07-08	1	2.0	0	0	—	0	0	—	0	0	0	0.0	0	0.0	0	0	0	0	0.0
TOTALS	2	2.5	1	1	1.000	0	0	—	0	0	0	0.0	0	0.0	0	0	0	2	1.0

12	Mickael Pietrus				6'6"				215 lbs.				G/F				Pau Orthez (France)			
----	-----------------	--	--	--	------	--	--	--	----------	--	--	--	-----	--	--	--	---------------------	--	--	--

Acquired: From Orlando 12/18/10 with Marcin Gortat, Vince Carter, a 2011 first-round pick and cash considerations for Jason Richardson, Hedo Turkoglu and Earl Clark. Departed: Waived on Dec. 22, 2011

YEAR	G	MIN	FGM	FGA	PCT	FTM	FTA	PCT	OR	DR	TR	AVG	AST	AVG	TO	STL	BLK	PTS	AVG
'10-11	38	18.1	98	250	.392	36	51	.706	9	67	76	2.0	23	0.6	25	19	18	283	7.4

54	Ed Pinckney				6'9"				215 lbs.				F				Villanova			
----	-------------	--	--	--	------	--	--	--	----------	--	--	--	---	--	--	--	-----------	--	--	--

Acquired: 1st rd., 1985 NBA Draft (10th Overall). Departed: To Sacramento 6/19/87 with 2nd rd. pick for Eddie Johnson.

YEAR	G	MIN	FGM	FGA	PCT	FTM	FTA	PCT	OR	DR	TR	AVG	AST	AVG	TO	STL	BLK	PTS	AVG
'85-86	80	20.0	255	457	.558	171	254	.673	95	213	308	3.9	90	1.1	148	71	37	681	8.5
'86-87	80	28.1	290	497	.584	257	348	.739	179	401	580	7.3	116	1.5	135	86	54	837	10.5
TOTALS	160	24.1	545	954	.571	428	602	.711	274	614	888	5.6	206	1.3	283	157	91	1518	9.5

32	Charles Pittman				6'7"				220 lbs.				F				Maryland			
----	-----------------	--	--	--	------	--	--	--	----------	--	--	--	---	--	--	--	----------	--	--	--

Acquired: 3rd rd., 1982 NBA Draft (61st Overall). Departed: Signed 8/13/86 by Varese of Italian League.

YEAR	G	MIN	FGM	FGA	PCT	FTM	FTA	PCT	OR	DR	TR	AVG	AST	AVG	TO	STL	BLK	PTS	AVG
'82-83	28	6.1	19	40	.475	25	37	.676	13	18	31	1.1	7	0.3	22	2	7	63	2.3
'83-84	69	14.3	126	209	.603	69	101	.683	76	138	214	3.1	70	1.0	81	16	22	321	4.7
'84-85	68	14.7	107	227	.471	109	146	.747	90	137	227	3.3	69	1.0	100	20	21	323	4.8
'85-86	69	16.4	127	218	.583	99	141	.702	99	147	246	3.6	58	0.8	107	37	23	353	5.1
TOTALS	234	14.1	379	694	.546	302	425	.711	278	440	718	3.1	204	0.9	310	75	73	1060	4.5

PLAYOFFS

'82-83	1	1.0	0	0	.000	0	0	.000	0	0	0	0.0	0	0.0	0	0	0	0	0.0
'83-84	17	14.9	28	51	.548	18	29	.621	25	39	64	3.8	12	0.7	16	5	5	74	4.4
'84-85	3	27.3	14	23	.609	12	17	.706	6	13	19	6.3	9	3.0	9	0	3	40	13.3
TOTALS	21	16.0	42	74	.568	30	46	.652	31	52	83	4.0	21	1.0	25	5	8	114	5.4

TIME TORISE

22	Miles Plumlee				6'11"	255 lbs.	C	Duke			
----	---------------	--	--	--	-------	----------	---	------	--	--	--

Acquired: From Indiana 7/27/13 with Gerald Green and 1st rd. pick for Luis Scola. **Departed:** To Milwaukee 2/19/15 with Tyler Ennis in three-team trade with Philadelphia that sent Brandon Knight and Kendall Marshall from Milwaukee to Phoenix and sent L.A. Lakers future 1st rd. pick from Phoenix to Philadelphia.

YEAR	G	MIN	FGM	FGA	PCT	FTM	FTA	PCT	OR	DR	TR	AVG	AST	AVG	TO	STL	BLK	PTS	AVG
13-14	80	24.6	286	553	.517	74	132	.561	198	428	626	7.8	43	0.5	111	50	90	646	8.1
14-15	54	18.6	107	195	.549	19	38	.500	95	179	274	5.1	27	0.5	45	35	55	233	4.3
TOTALS	134	22.2	393	748	.525	93	170	.547	293	607	900	6.7	70	0.5	156	85	145	879	6.6

25	Phil Pressey				5'11"	175 lbs.	G	Missouri			
----	--------------	--	--	--	-------	----------	---	----------	--	--	--

Acquired: Signed 10-day contracts 2/20/16 and 3/1/16. **Departed:** 10-day contract expired 3/10/16.

YEAR	G	MIN	FGM	FGA	PCT	FTM	FTA	PCT	OR	DR	TR	AVG	AST	AVG	TO	STL	BLK	PTS	AVG
15-16	9	12.6	9	23	.391	4	7	.571	3	5	8	0.9	29	3.2	14	7	3	22	2.4

1	A.J. Price				6'2"	195 lbs.	G	Connecticut			
---	------------	--	--	--	------	----------	---	-------------	--	--	--

Acquired: Signed to 10-day contract 3/21/15. **Departed:** Contract expired on 4/1/15.

YEAR	G	MIN	FGM	FGA	PCT	FTM	FTA	PCT	OR	DR	TR	AVG	AST	AVG	TO	STL	BLK	PTS	AVG
14-15	5	44	3	14	.214	0	0	—	0	3	3	0.6	6	1.2	1	0	0	6	1.2

2/14	Ronnie Price				6'2"	190 lbs.	G	Utah Valley			
------	--------------	--	--	--	------	----------	---	-------------	--	--	--

Acquired: Signed as free agent 12/13/11; Signed as free agent 7/17/15; Signed 10-day contracts 1/27/17 and 2/6/17 then signed for remainder of season 2/24/17. **Departed:** Contract expired 6/30/12; Contract expired 6/30/16; Contract expired 6/30/17.

YEAR	G	MIN	FGM	FGA	PCT	FTM	FTA	PCT	OR	DR	TR	AVG	AST	AVG	TO	STL	BLK	PTS	AVG
11-12	36	14.4	49	130	.377	20	25	.800	18	38	56	1.6	67	1.9	46	34	3	131	3.6
15-16	62	19.5	116	302	.384	31	41	.756	25	74	99	1.6	147	2.4	70	74	13	331	5.3
16-17	14	9.6	4	24	.167	3	4	.750	3	8	11	0.8	18	1.3	3	11	1	14	1.0
TOTALS	112	16.6	169	456	.371	54	70	.771	46	120	166	1.5	232	2.1	119	119	17	476	4.3

31	Kurt Rambis				6'8"	213 lbs.	F	Santa Clara			
----	-------------	--	--	--	------	----------	---	-------------	--	--	--

Acquired: From Charlotte Hornets 12/13/89 with two 2nd rd. picks for Armon Gilliam. **Departed:** Waived 11/20/92.

YEAR	G	MIN	FGM	FGA	PCT	FTM	FTA	PCT	OR	DR	TR	AVG	AST	AVG	TO	STL	BLK	PTS	AVG
89-90	58	25.1	132	257	.514	52	72	.722	108	297	405	7.0	107	1.8	75	68	27	316	5.4
90-91	62	14.5	83	167	.497	60	85	.706	77	189	266	4.3	64	1.0	45	25	11	226	3.6
91-92	28	13.6	38	82	.463	14	18	.778	23	83	106	3.8	37	1.3	25	12	14	90	3.2
92-93	5	8.2	4	7	.571	1	2	.500	2	4	6	1.2	1	0.2	6	3	0	9	1.8
TOTALS	153	18.1	257	513	.501	127	177	.718	210	573	783	5.1	209	1.4	151	108	52	641	4.2

PLAYOFFS

'89-90	16	24.1	24	54	.444	19	28	.679	39	84	123	7.7	22	1.4	17	8	8	67	4.2
'90-91	4	13.3	2	5	.400	0	0	.000	8	6	14	3.5	4	1.0	4	5	1	4	1.0
TOTALS	20	21.9	26	59	.441	19	28	.679	47	90	137	6.9	26	1.3	21	13	9	71	3.6

43	Shavlik Randolph				6'10"	245 lbs.	F	Duke			
----	------------------	--	--	--	-------	----------	---	------	--	--	--

Acquired: Signed as a free agent 3/1/14. **Departed:** To Boston 1/15/15 in three-team trade with L.A. Clippers that sent Reggie Bullock from L.A. Clippers to Phoenix.

YEAR	G	MIN	FGM	FGA	PCT	FTM	FTA	PCT	OR	DR	TR	AVG	AST	AVG	TO	STL	BLK	PTS	AVG
13-14	14	6.8	7	14	.500	6	11	.545	7	18	25	1.8	1	0.1	5	3	1	20	1.4
14-15	16	6.3	6	25	.240	5	10	.500	12	14	26	1.6	3	0.2	2	4	2	17	1.1
TOTALS	30	6.5	13	39	.333	11	21	.524	19	32	51	1.7	4	0.1	7	7	3	37	1.2

24	Joe Reaves				6'5"	210 lbs.	G	Bethel			
----	------------	--	--	--	------	----------	---	--------	--	--	--

Acquired: 3rd rd., 1973 NBA Draft (42nd Overall). **Departed:** Waived 11/27/73.

YEAR	G	MIN	FGM	FGA	PCT	FTM	FTA	PCT	OR	DR	TR	AVG	AST	AVG	TO	STL	BLK	PTS	AVG
73-74	7	5.4	6	11	.545	4	11	.364	0	6	8	1.1	1	0.1	0	0	2	16	2.3

22	Michael Redd				6'6"	220 lbs.	G	Ohio State			
----	--------------	--	--	--	------	----------	---	------------	--	--	--

Acquired: Signed as a free agent on 12/29/11. **Departed:** Contract expired on 6/30/12.

YEAR	G	MIN	FGM	FGA	PCT	FTM	FTA	PCT	OR	DR	TR	AVG	AST	AVG	TO	STL	BLK	PTS	AVG
11-12	51	15.1	144	360	.400	88	111	.793	14	63	77	1.5	33	0.6	37	13	0	418	8.2

32	Davon Reed				6'6"	210 lbs.	G	Miami (FL)			
----	------------	--	--	--	------	----------	---	------------	--	--	--

Acquired: 2nd rd., 2017 NBA Draft (32nd overall). **Departed:** Waived 10/17/18.

YEAR	G	MIN	FGM	FGA	PCT	FTM	FTA	PCT	OR	DR	TR	AVG	AST	AVG	TO	STL	BLK	PTS	AVG
17-18	21	11.5	22	76	.289	8	12	.667	2	37	39	1.9	13	0.6	10	10	2	63	3.0

14	Terrence Rencher				6'3"	185 lbs.	G	Texas			
----	------------------	--	--	--	------	----------	---	-------	--	--	--

Acquired: From Miami 2/22/96 for Tony Smith. **Departed:** Contract expired on 6/30/96.

YEAR	G	MIN	FGM	FGA	PCT	FTM	FTA	PCT	OR	DR	TR	AVG	AST	AVG	TO	STL	BLK	PTS	AVG
'95-96	2	4.0	1	1	1.000	1	3	.333	0	2	2	1.0	0	0.0	2	0	1	3	1.5

2	Shawn Respert				6'2"	195 lbs.	G	Michigan State			
---	---------------	--	--	--	------	----------	---	----------------	--	--	--

Acquired: Signed as free agent 1/29/99. **Departed:** Waived 3/2/99.

YEAR	G	MIN	FGM	FGA	PCT	FTM	FTA	PCT	OR	DR	TR	AVG	AST	AVG	TO	STL	BLK	PTS	AVG
'98-99	12	8.3	13	36	.361	7	10	.700	2	11	13	1.1	8	0.7	5	5	0	37	3.1

2018-19 PHOENIX SUNS

23	Jason Richardson				6'6"				225 lbs.				G	Michigan State						
Acquired: From Charlotte on 12/10/08 with Jared Dudley and a 2010 second-round pick for Raja Bell, Boris Diaw and Sean Singletary. Departed: To Orlando 12/18/10 with Hedo Turkoglu and Earl Clark for Vince Carter, Marcin Gortat, Mickael Pietrus, a 2011 firstround pick and cash considerations.																				
YEAR	G	MIN	FGM	FGA	PCT	FTM	FTA	PCT	OR	DR	TR	AVG	AST	AVG	TO	STL	BLK	PTS	AVG	
'08-09	58	1919	368	754	.488	112	144	.778	64	197	261	4.5	110	1.9	71	62	25	950	16.4	
'09-10	79	2465	473	998	.474	136	184	.739	61	323	404	5.1	143	1.8	92	66	33	1239	15.7	
'10-11	25	796	183	389	.470	55	72	.764	33	78	111	4.4	36	1.4	30	27	3	483	19.3	
TOTALS	162	5200	1024	2141	.478	303	400	.758	178	598	776	4.8	289	1.8	193	155	61	2672	16.5	
PLAYOFFS																				
'09-10	16	533	112	223	.502	44	58	.759	18	69	87	5.4	17	1.1	10	17	4	316	19.8	
3	Quentin Richardson				6'6"				230 lbs.				G/F	DePaul						
Acquired: Signed as free agent 7/29/04. Departed: To New York 6/28/05 with the draft rights to Nate Robinson for Kurt Thomas and the draft rights to Dijon Thompson.																				
YEAR	G	MIN	FGM	FGA	PCT	FTM	FTA	PCT	OR	DR	TR	AVG	AST	AVG	TO	STL	BLK	PTS	AVG	
'04-05	79	35.9	407	1045	.389	136	184	.739	91	388	479	6.1	158	2.0	102	96	27	1176	14.9	
PLAYOFFS																				
'04-05	15	37.6	62	154	.403	23	46	.639	24	53	77	5.1	25	1.7	15	19	3	179	11.9	
12	Pat Riley				6'4"				210 lbs.				G	Kentucky						
Acquired: From L.A. Lakers 11/3/75 for two 2nd rd. picks. Departed: Retired 9/21/76.																				
YEAR	G	MIN	FGM	FGA	PCT	FTM	FTA	PCT	OR	DR	TR	AVG	AST	AVG	TO	STL	BLK	PTS	AVG	
'75-76	60	13.2	112	288	.389	54	74	.730	15	32	47	0.8	57	1.0	—	21	5	278	4.6	
PLAYOFFS																				
'75-76	5	5.4	6	15	.400	1	1	1.000	—	—	0	—	5	1.0	—	—	—	13	2.6	
8	Rick Robey				6'10"				240 lbs.				F	Kentucky						
Acquired: From Boston 6/27/83 with two 2nd rd. picks for Dennis Johnson and 3rd rd. pick. Departed: Contract expired on 7/31/86.																				
YEAR	G	MIN	FGM	FGA	PCT	FTM	FTA	PCT	OR	DR	TR	AVG	AST	AVG	TO	STL	BLK	PTS	AVG	
'83-84	61	14.0	140	257	.545	61	88	.693	80	118	198	3.2	65	1.1	77	20	14	342	5.6	
'84-85	4	12.0	2	9	.222	1	2	.500	3	5	8	2.0	5	1.3	8	2	0	5	1.3	
'85-86	46	13.7	72	191	.377	33	48	.688	40	108	148	3.2	58	1.3	66	19	5	177	3.8	
TOTALS	111	13.8	214	457	.468	95	138	.688	123	231	354	3.2	128	1.2	151	41	19	524	4.7	
PLAYOFFS																				
'83-84	10	4.3	7	16	.438	4	8	.500	7	3	10	1.0	2	1.0	4	2	0	18	1.8	
30	Clifford Robinson				6'10"				225 lbs.				F	Connecticut						
Acquired: Signed as free agent 8/25/97. Departed: To Detroit 7/18/01 for Jud Buechler and John Wallace.																				
YEAR	G	MIN	FGM	FGA	PCT	FTM	FTA	PCT	OR	DR	TR	AVG	AST	AVG	TO	STL	BLK	PTS	AVG	
'97-98	80	29.5	429	895	.479	248	360	.689	152	258	410	5.1	170	2.1	140	92	90	1133	14.2	
'98-99	50	34.8	299	629	.475	163	234	.697	68	158	226	4.5	128	2.6	88	75	59	819	16.4	
'99-00	80	35.5	530	1142	.464	298	381	.782	105	254	359	4.5	224	2.8	166	90	61	1478	18.5	
'00-01	82	33.5	501	1186	.422	253	357	.709	105	229	334	4.1	237	2.9	186	87	82	1345	16.4	
TOTALS	292	33.2	1759	3852	.457	962	1332	.722	430	899	1329	4.6	759	2.6	580	344	396	4775	16.4	
PLAYOFFS																				
'97-98	4	23.0	9	33	.273	7	9	.778	6	6	12	3.0	3	0.8	5	3	2	25	6.3	
'98-99	3	39.0	19	40	.475	7	11	.636	7	9	16	5.3	8	2.7	7	6	1	47	15.7	
'99-00	9	37.0	56	145	.386	33	45	.733	18	36	54	6.0	19	2.1	18	11	7	158	17.6	
'00-01	4	28.5	21	50	.420	14	22	.636	6	10	16	4.0	4	1.0	9	6	2	60	15.0	
TOTALS	20	32.8	105	268	.392	61	87	.701	37	61	98	4.9	34	1.7	39	26	12	290	14.5	
21	Len "Truck" Robinson				6'7"				239 lbs.				F	Tennessee State						
Acquired: From New Orleans Jazz 1/12/79 for Ron Lee, Marty Byrnes and two 1st rd. picks. Departed: To New York 7/7/82 for Maurice Lucas.																				
YEAR	G	MIN	FGM	FGA	PCT	FTM	FTA	PCT	OR	DR	TR	AVG	AST	AVG	TO	STL	BLK	PTS	AVG	
'78-79	26	29.1	169	333	.508	79	123	.642	56	169	225	8.6	39	1.5	90	17	12	417	16.0	
'79-80	82	30.0	545	1064	.512	325	487	.667	213	557	770	9.4	142	1.7	251	58	59	1415	17.3	
'80-81	82	37.7	647	1280	.505	249	396	.629	216	573	789	9.6	206	2.5	250	68	38	1543	18.8	
'81-82	74	37.1	579	1128	.513	255	371	.687	202	519	721	9.7	179	2.4	202	42	28	1414	19.1	
TOTALS	264	34.3	1940	3805	.510	908	1377	.659	687	1818	2505	9.5	566	2.1	793	185	137	4789	18.1	
PLAYOFFS																				
'78-79	15	26.1	56	139	.403	45	69	.652	38	83	121	8.1	10	0.7	31	6	12	157	10.5	
'79-80	3	21.3	6	16	.375	5	7	.714	5	15	20	6.7	4	1.3	8	3	2	17	5.7	
'80-81	7	33.3	27	77	.351	20	34	.588	23	52	75	10.7	13	1.9	13	5	2	74	10.6	
'81-82	7	30.4	45	80	.563	3	10	.300	14	39	53	7.6	19	2.7	10	5	1	93	13.3	
TOTALS	32	28.2	134	312	.429	73	120	.608	80	189	269	8.4	46	1.4	62	19	17	341	10.7	
20	Rumeal Robinson				6'2"				195 lbs.				G	Michigan						
Acquired: From L.A. Lakers 1/10/97 with Cedric Ceballos for Robert Horry and Joe Kleine. Departed: Waived 2/14/97.																				
YEAR	G	MIN	FGM	FGA	PCT	FTM	FTA	PCT	OR	DR	TR	AVG	AST	AVG	TO	STL	BLK	PTS	AVG	
'96-97	12	7.3	16	34	.471	1	4	.250	1	6	7	0.6	8	0.7	5	1	0	36	3.0	

TIME TORISE

54	Rodney Rogers				6'7"		255 lbs.		F	Wake Forest			
----	---------------	--	--	--	------	--	----------	--	---	-------------	--	--	--

Acquired: Signed as free agent 8/3/99. **Departed:** To Boston 2/20/02 with Tony Delk for Joe Johnson, Randy Brown, Milt Palacio and a 2002 1st rd. pick (Casey Jacobsen).

YEAR	G	MIN	FGM	FGA	PCT	FTM	FTA	PCT	OR	DR	TR	AVG	AST	AVG	TO	STL	BLK	PTS	AVG
'99-00	82	27.9	428	881	.486	159	249	.639	138	309	447	5.5	170	2.1	163	94	47	1130	13.8
'00-01	82	26.6	377	876	.430	188	247	.761	94	265	359	4.4	180	2.2	151	97	47	998	12.2
'01-02	50	25.1	249	534	.466	82	99	.828	95	146	241	4.8	72	1.4	66	50	17	629	12.6
TOTALS	214	26.7	1054	2291	.460	429	595	.721	327	720	1047	4.9	422	2.0	380	241	111	2757	12.9

PLAYOFFS

YEAR	G	MIN	FGM	FGA	PCT	FTM	FTA	PCT	OR	DR	TR	AVG	AST	AVG	TO	STL	BLK	PTS	AVG
'99-00	9	29.2	48	115	.417	23	31	.742	16	45	61	6.8	14	1.6	15	10	10	127	14.1
'00-01	4	20.5	12	40	.300	9	14	.643	3	11	14	3.5	2	0.5	5	2	3	35	8.8
TOTALS	13	26.5	60	155	.387	32	45	.711	19	56	75	5.8	16	1.2	20	12	13	162	12.5

8	Jalen Rose				6'8"		215 lbs.		G/F	Michigan			
---	------------	--	--	--	------	--	----------	--	-----	----------	--	--	--

Acquired: Signed as free agent 11/7/06. **Departed:** Contract expired 6/30/07.

YEAR	G	MIN	FGM	FGA	PCT	FTM	FTA	PCT	OR	DR	TR	AVG	AST	AVG	TO	STL	BLK	PTS	AVG
'06-07	29	8.5	38	86	.442	11	12	.917	3	20	23	0.8	16	0.6	9	5	2	108	3.7
PLAYOFFS																			
'06-07	1	9.0	1	4	.250	0	0	.000	0	1	1	1.0	2	2.0	0	0	0	2	2.0

8	Trevor Ruffin				6'1"		199 lbs.		G	Hawaii			
---	---------------	--	--	--	------	--	----------	--	---	--------	--	--	--

Acquired: Signed as free agent 11/11/94. **Departed:** 1995 NBA Expansion Draft by Vancouver.

YEAR	G	MIN	FGM	FGA	PCT	FTM	FTA	PCT	OR	DR	TR	AVG	AST	AVG	TO	STL	BLK	PTS	AVG
'94-95	49	6.5	84	197	.426	27	38	.711	8	15	23	0.5	48	1.0	47	14	2	233	4.8
PLAYOFFS																			
'94-95	5	2.2	4	8	.500	1	5	.200	0	3	3	0.7	2	0.4	0	1	0	10	2.0

51	Stefano Rusconi				6'9"		240 lbs.		F	Italy			
----	-----------------	--	--	--	------	--	----------	--	---	-------	--	--	--

Acquired: Rights from Cleveland 6/27/90 for rights to Milous Babic; signed 6/14/95. **Departed:** Waived 1/31/96.

YEAR	G	MIN	FGM	FGA	PCT	FTM	FTA	PCT	OR	DR	TR	AVG	AST	AVG	TO	STL	BLK	PTS	AVG
'95-96	7	4.3	3	9	.333	2	5	.400	3	3	6	0.9	3	0.4	3	0	2	8	1.1

11	Mike Sanders				6'6"		215 lbs.		F	UCLA			
----	--------------	--	--	--	------	--	----------	--	---	------	--	--	--

Acquired: Signed as free agent 12/19/83. **Departed:** To Cleveland 2/25/88 with Larry Nance and Detroit's 1st rd. pick for Kevin Johnson, Mark West, Cleveland's 1st & 2nd rd. picks and L.A. Lakers' 2nd rd. pick.

YEAR	G	MIN	FGM	FGA	PCT	FTM	FTA	PCT	OR	DR	TR	AVG	AST	AVG	TO	STL	BLK	PTS	AVG
'83-84	50	11.7	97	203	.478	29	42	.690	40	63	103	2.1	44	0.9	44	23	12	223	4.5
'84-85	21	19.9	85	175	.486	45	59	.763	38	51	89	4.2	29	1.4	34	23	4	215	10.2
'85-86	82	20.0	347	676	.513	208	257	.809	104	169	273	3.3	150	1.8	76	76	31	905	11.0
'86-87	82	20.2	357	722	.494	143	183	.781	101	170	271	3.3	126	1.5	61	61	23	859	10.5
'87-88	35	13.3	82	171	.480	39	53	.736	28	34	62	1.8	30	0.9	27	18	4	203	5.8
TOTALS	270	17.6	968	1947	.497	464	594	.781	311	487	798	3.0	379	1.4	242	201	74	2405	8.9

PLAYOFFS

YEAR	G	MIN	FGM	FGA	PCT	FTM	FTA	PCT	OR	DR	TR	AVG	AST	AVG	TO	STL	BLK	PTS	AVG
'83-84	15	10.1	22	46	.478	16	17	.941	10	10	20	1.3	7	0.5	14	6	4	60	4.0
'84-85	3	30.3	22	37	.595	8	10	.800	8	7	15	5.0	10	3.3	9	5	0	52	17.3
TOTALS	18	13.5	44	83	.530	24	27	.889	18	17	35	1.9	17	0.9	23	11	4	112	6.2

55/15	Daniel Santiago				7'1"		256 lbs.		C	Varese (Italy)			
-------	-----------------	--	--	--	------	--	----------	--	---	----------------	--	--	--

Acquired: Signed as free agent 8/3/00. **Departed:** Waived 1/7/02.

YEAR	G	MIN	FGM	FGA	PCT	FTM	FTA	PCT	OR	DR	TR	AVG	AST	AVG	TO	STL	BLK	PTS	AVG
'00-01	54	10.8	64	134	.478	42	61	.689	35	67	102	1.9	11	0.2	47	17	21	170	3.1
'01-02	3	8.0	4	8	.500	0	0	—	0	7	7	2.3	2	0.7	1	0	2	8	2.7
TOTALS	57	10.6	68	142	.479	42	61	.689	35	74	109	1.9	13	0.2	48	17	23	178	3.1

PLAYOFFS

'00-01	1	12.0	1	2	.500	0	0	—	1	4	5	5.0	0	0.0	1	0	2	2	2.0
--------	---	------	---	---	------	---	---	---	---	---	---	-----	---	-----	---	---	---	---	-----

30	Fred Saunders				6'7"		210 lbs.		F	Syracuse			
----	---------------	--	--	--	------	--	----------	--	---	----------	--	--	--

Acquired: 2nd rd., 1974 NBA Draft (31st Overall). **Departed:** Waived 2/11/76.

YEAR	G	MIN	FGM	FGA	PCT	FTM	FTA	PCT	OR	DR	TR	AVG	AST	AVG	TO	STL	BLK	PTS	AVG
'74-75	69	15.3	176	406	.433	66	95	.695	82	171	253	3.7	80	1.2	—	41	15	418	6.1
'75-76	17	8.6	28	64	.438	6	11	.545	11	26	37	2.2	13	0.8	—	5	1	62	3.6
TOTALS	86	14.0	204	470	.434	72	106	.679	93	197	290	3.4	93	1.1	—	46	16	480	5.6

24	Dan Schayes				6'11"		276 lbs.		C	Syracuse			
----	-------------	--	--	--	-------	--	----------	--	---	----------	--	--	--

Acquired: Signed as free agent 9/30/94. **Departed:** Signed as free agent by Miami 12/12/95.

YEAR	G	MIN	FGM	FGA	PCT	FTM	FTA	PCT	OR	DR	TR	AVG	AST	AVG	TO	STL	BLK	PTS	AVG
'94-95	69	11.9	126	248	.508	50	69	.725	57	151	208	3.0	89	1.3	64	20	37	303	4.4
PLAYOFFS																			
'94-95	10	14.6	11	29	.379	7	8	.875	4	16	20	2.0	8	0.8	8	3	3	29	2.9

54	Dale Schleuter				6'10"		235 lbs.		F	Colorado State			
----	----------------	--	--	--	-------	--	----------	--	---	----------------	--	--	--

Acquired: Signed as free agent 12/7/76. **Departed:** To Portland 7/15/77 for 4th rd. pick.

YEAR	G	MIN	FGM	FGA	PCT	FTM	FTA	PCT	OR	DR	TR	AVG	AST	AVG	TO	STL	BLK	PTS	AVG
'76-77	39	8.6	26	72	.361	18	31	.581	30	50	80	2.1	38	1.0	—	8	8	70	1.8

2018-19 PHOENIX SUNS

14	Luis Scola				6'9"				240 lbs.				F	Tau Ceramica (Argentina)			
----	------------	--	--	--	------	--	--	--	----------	--	--	--	---	--------------------------	--	--	--

Acquired: Submitted winning bid off amnesty waivers 7/15/12. **Departed:** Traded to Indiana in exchange for Gerald Green, Miles Plumlee and a lottery protected 2014 first-round pick 7/27/13.

YEAR	G	MIN	FGM	FGA	PCT	FTM	FTA	PCT	OR	DR	TR	AVG	AST	AVG	TO	STL	BLK	PTS	AVG
12-13	82	26.6	432	915	.472	181	230	.787	158	383	541	6.6	182	2.2	126	67	35	1048	12.8

14	Alvin Scott				6'7"				216 lbs.				F	Oral Roberts			
----	-------------	--	--	--	------	--	--	--	----------	--	--	--	---	--------------	--	--	--

Acquired: 7th rd., 1977 NBA Draft (137th Overall). **Departed:** Waived 10/14/85.

YEAR	G	MIN	FGM	FGA	PCT	FTM	FTA	PCT	OR	DR	TR	AVG	AST	AVG	TO	STL	BLK	PTS	AVG
77-78	81	19.0	180	369	.488	132	191	.691	135	222	357	4.4	88	1.1	85	52	40	492	6.1
78-79	81	21.4	212	396	.535	120	168	.714	104	256	360	4.4	126	1.6	99	80	62	544	6.7
79-80	79	16.5	127	301	.422	95	122	.779	89	139	228	2.9	98	1.2	92	47	53	350	4.4
80-81	82	17.4	173	348	.497	97	127	.764	101	167	268	3.3	114	1.4	77	60	70	444	5.4
81-82	81	21.5	189	380	.497	108	148	.730	97	197	294	3.6	149	1.8	98	59	70	486	6.0
82-83	81	14.1	124	259	.479	81	110	.736	60	164	224	2.8	97	1.2	64	48	31	329	4.1
83-84	65	11.3	55	124	.444	56	72	.778	29	71	100	1.5	48	0.7	42	19	20	167	2.6
84-85	77	16.1	111	259	.429	53	74	.716	46	115	161	2.1	127	1.6	39	39	25	276	3.6
TOTALS	627	17.3	1171	2436	.481	742	1012	.733	661	1331	1992	3.3	847	1.4	596	404	371	3088	4.9

PLAYOFFS

77-78	2	18.5	4	8	.500	5	6	.833	2	4	6	3.0	3	1.5	2	2	0	13	6.5
78-79	15	14.5	20	52	.385	13	21	.619	14	28	42	2.8	22	1.5	14	6	16	53	3.5
79-80	8	17.5	17	33	.515	4	8	.500	8	14	22	2.8	10	1.3	7	4	5	38	4.8
80-81	7	17.1	14	30	.467	10	15	.667	8	11	19	2.7	7	1.0	7	4	6	38	5.4
81-82	7	18.1	14	32	.438	4	8	.500	8	8	16	2.3	14	2.0	5	8	13	32	4.6
82-83	3	20.7	6	13	.462	2	2	1.000	4	8	12	4.0	5	1.7	4	2	5	14	4.7
83-84	16	6.9	10	26	.385	4	6	.667	10	14	24	1.5	7	0.4	7	2	2	25	1.6
84-85	3	21.3	3	12	.250	5	6	.833	3	5	8	2.7	10	3.3	6	1	4	11	3.7
TOTALS	61	14.4	88	206	.427	47	72	.653	57	92	149	2.4	78	1.3	52	29	51	224	3.7

33	Charlie Scott				6'6"				175 lbs.				G	North Carolina			
----	---------------	--	--	--	------	--	--	--	----------	--	--	--	---	----------------	--	--	--

Acquired: From Boston 5/14/72 for future considerations. **Departed:** To Boston 5/23/75 for Paul Westphal and two 2nd rd. picks.

YEAR	G	MIN	FGM	FGA	PCT	FTM	FTA	PCT	OR	DR	TR	AVG	AST	AVG	TO	STL	BLK	PTS	AVG
71-72	6	29.5	48	113	.425	17	21	.810	—	—	23	3.8	26	4.3	—	—	—	113	18.8
72-73	81	37.8	806	1809	.446	436	556	.784	—	—	342	4.2	495	6.1	—	—	—	2048	25.3
73-74	52	38.5	538	1171	.459	246	315	.781	64	158	222	4.3	271	5.2	—	99	22	1322	25.4
74-75	69	37.6	703	1594	.441	274	351	.781	72	201	273	4.0	311	4.5	—	111	24	1680	24.3
TOTALS	208	37.7	2095	4687	.447	973	1243	.783	136	359	860	4.1	1103	5.3	—	210	46	5163	24.8

4	Dennis Scott				6'8"				229 lbs.				F	Georgia Tech			
---	--------------	--	--	--	------	--	--	--	----------	--	--	--	---	--------------	--	--	--

Acquired: From Dallas 2/18/98 for Cedric Ceballos. **Departed:** Contract expired on 6/30/98.

YEAR	G	MIN	FGM	FGA	PCT	FTM	FTA	PCT	OR	DR	TR	AVG	AST	AVG	TO	STL	BLK	PTS	AVG
97-98	29	17.0	71	162	.438	8	12	.667	8	42	50	1.7	24	0.8	12	10	7	181	6.2

PLAYOFFS

97-98	4	15.5	7	17	.412	0	0	.000	2	6	8	2.0	1	0.3	2	1	0	17	4.3
-------	---	------	---	----	------	---	---	------	---	---	---	-----	---	-----	---	---	---	----	-----

17	Paul Shirley				6'10"				230 lbs.				F	Iowa State			
----	--------------	--	--	--	-------	--	--	--	----------	--	--	--	---	------------	--	--	--

Acquired: Signed as free agent 10/1/04; 1/23/05. **Departed:** Waived 11/3/04; Contract expired on 6/30/05.

YEAR	G	MIN	FGM	FGA	PCT	FTM	FTA	PCT	OR	DR	TR	AVG	AST	AVG	TO	STL	BLK	PTS	AVG
04-05	9	3.3	5	11	.455	2	4	.500	1	1	2	0.2	3	0.3	1	0	0	12	1.3

34	John Shumate				6'9"				235 lbs.				F	Notre Dame			
----	--------------	--	--	--	------	--	--	--	----------	--	--	--	---	------------	--	--	--

Acquired: 1st rd., 1974 NBA Draft (4th Overall). **Departed:** To Buffalo 2/1/76 for Garfield Heard and 2nd rd. pick.

YEAR	G	MIN	FGM	FGA	PCT	FTM	FTA	PCT	OR	DR	TR	AVG	AST	AVG	TO	STL	BLK	PTS	AVG
75-76	43	21.6	186	338	.550	115	183	.628	61	179	240	5.6	62	1.4	—	—	44	487	11.3

29	Paul Silas				6'7"				220 lbs.				F	Creighton			
----	------------	--	--	--	------	--	--	--	----------	--	--	--	---	-----------	--	--	--

Acquired: From Atlanta 5/8/69 for Gary Gregor. **Departed:** To Boston 9/19/72 to complete deal for Charlie Scott.

YEAR	G	MIN	FGM	FGA	PCT	FTM	FTA	PCT	OR	DR	TR	AVG	AST	AVG	TO	STL	BLK	PTS	AVG
69-70	78	36.4	373	804	.464	250	412	.607	—	—	916	11.7	214	2.7	—	—	—	996	12.8
70-71	81	36.3	338	789	.428	285	416	.685	—	—	1015	12.5	247	3.0	—	—	—	961	11.9
71-72	80	38.5	485	1031	.470	433	560	.773	—	—	955	11.9	343	4.3	—	—	—	1403	17.5
TOTALS	239	37.1	1196	2624	.456	968	1388	.697	—	—	2886	12.1	804	3.4	—	—	—	3360	14.1

PLAYOFFS

69-70	7	40.9	46	109	.422	21	32	.656	—	—	111	15.9	30	4.3	—	—	—	113	16.1
-------	---	------	----	-----	------	----	----	------	---	---	-----	------	----	-----	---	---	---	-----	------

20	Garret Siler				6'11"				300 lbs.				C	Augusta State			
----	--------------	--	--	--	-------	--	--	--	----------	--	--	--	---	---------------	--	--	--

Acquired: Signed as a free agent on 9/27/10. **Departed:** Waived on 1/2/12.

YEAR	G	MIN	FGM	FGA	PCT	FTM	FTA	PCT	OR	DR	TR	AVG	AST	AVG	TO	STL	BLK	PTS	AVG
10-11	21	4.8	17	31	.548	11	22	.500	16	12	28	1.3	3	0.1	10	1	4	45	2.1

19	Alvin Sims				6'4"				235 lbs.				G	Louisville			
----	------------	--	--	--	------	--	--	--	----------	--	--	--	---	------------	--	--	--

Acquired: Signed as free agent 4/28/99. **Departed:** Waived 5/4/99.

YEAR	G	MIN	FGM	FGA	PCT	FTM	FTA	PCT	OR	DR	TR	AVG	AST	AVG	TO	STL	BLK	PTS	AVG
98-99	4	6.3	4	10	.400	2	5	.400	3	1	4	1.0	5	1.3	6	2	0	11	2.8

TIME TORISE

4	Courtney Sims				6'11"				245 lbs.				C				Michigan			
---	---------------	--	--	--	-------	--	--	--	----------	--	--	--	---	--	--	--	----------	--	--	--

Acquired: Signed 10-day contract on 1/20/09 and 2/14/09. Departed: Contract expired on 2/25/09.

YEAR	G	MIN	FGM	FGA	PCT	FTM	FTA	PCT	OR	DR	TR	AVG	AST	AVG	TO	STL	BLK	PTS	AVG
'08-09	1	2.0	0	0	.000	0	0	.000	0	0	0	0.0	0	0.0	0	1	0	0	0.0

14	Sean Singletary				6'0"				185 lbs.				G				Virginia			
----	-----------------	--	--	--	------	--	--	--	----------	--	--	--	---	--	--	--	----------	--	--	--

Acquired: From Houston 8/25/08 in exchange for D.J. Strawberry. Departed: Traded along with Raja Bell and Boris Diaw to Charlotte on 12/10/08 in exchange for Jason Richardson, Jared Dudley and a 2010 second-round pick.

YEAR	G	MIN	FGM	FGA	PCT	FTM	FTA	PCT	OR	DR	TR	AVG	AST	AVG	TO	STL	BLK	PTS	AVG
'08-09	13	9.4	12	37	.324	6	6	1.000	0	5	11	16	1.2	0	0.9	5	6	0	2.6

54	Brian Skinner				6'9"				255 lbs.				F/C				Baylor			
----	---------------	--	--	--	------	--	--	--	----------	--	--	--	-----	--	--	--	--------	--	--	--

Acquired: Signed as free agent 10/1/07. Departed: Contract expired on 6/30/08.

YEAR	G	MIN	FGM	FGA	PCT	FTM	FTA	PCT	OR	DR	TR	AVG	AST	AVG	TO	STL	BLK	PTS	AVG
'07-08	66	12.8	92	198	.465	33	63	.524	63	175	238	3.6	15	0.2	39	21	77	219	3.3

PLAYOFFS

'07-08	4	5.3	2	4	.500	4	8	.500	0	3	3	0.8	0	0.0	0	0	3	8	2.0
--------	---	-----	---	---	------	---	---	------	---	---	---	-----	---	-----	---	---	---	---	-----

3	Ish Smith				6'0"				175 lbs.				G				Wake Forest			
---	-----------	--	--	--	------	--	--	--	----------	--	--	--	---	--	--	--	-------------	--	--	--

Acquired: From Milwaukee on 8/29/13 with Slava Kravtsov for Caron Butler. Departed: Waived 7/15/14.

YEAR	G	MIN	FGM	FGA	PCT	FTM	FTA	PCT	OR	DR	TR	AVG	AST	AVG	TO	STL	BLK	PTS	AVG
'13-14	70	14.4	119	281	.423	22	39	.564	31	98	129	1.8	179	2.6	65	49	13	261	3.7

14	Tony Smith				6'4"				205 lbs.				G				Marquette			
----	------------	--	--	--	------	--	--	--	----------	--	--	--	---	--	--	--	-----------	--	--	--

Acquired: Signed as free agent 11/1/95. Departed: To Miami 1/22/96 for Terrence Rencher.

YEAR	G	MIN	FGM	FGA	PCT	FTM	FTA	PCT	OR	DR	TR	AVG	AST	AVG	TO	STL	BLK	PTS	AVG
'95-96	34	15.5	70	173	.405	24	37	.649	24	32	56	1.6	86	2.5	40	21	5	189	5.6

10	Dick Snyder				6'5"				210 lbs.				G				Davidson			
----	-------------	--	--	--	------	--	--	--	----------	--	--	--	---	--	--	--	----------	--	--	--

Acquired: 1968 Expansion Draft from Atlanta. Departed: To Seattle 10/26/69 for Art Harris.

YEAR	G	MIN	FGM	FGA	PCT	FTM	FTA	PCT	OR	DR	TR	AVG	AST	AVG	TO	STL	BLK	PTS	AVG
'68-69	81	26.0	399	846	.472	185	255	.725	—	—	328	4.0	211	2.6	—	—	—	983	12.1
'69-70	6	24.5	22	45	.489	7	8	.875	—	—	15	2.5	9	1.5	—	—	—	51	8.5
TOTALS	87	25.9	421	891	.473	192	263	.730	—	—	343	3.9	220	2.5	—	—	—	1034	11.9

40	Ricky Sobers				6'3"				198 lbs.				G				UNLV			
----	--------------	--	--	--	------	--	--	--	----------	--	--	--	---	--	--	--	------	--	--	--

Acquired: 1st rd., 1975 NBA Draft (16th Overall). Departed: To Indiana 9/6/77 for Don Buse.

YEAR	G	MIN	FGM	FGA	PCT	FTM	FTA	PCT	OR	DR	TR	AVG	AST	AVG	TO	STL	BLK	PTS	AVG
'75-76	78	24.3	280	623	.449	158	192	.823	80	179	259	3.3	215	2.8	—	106	7	718	9.2
'76-77	79	25.4	414	834	.496	243	289	.841	82	152	234	3.0	238	3.0	—	93	14	1071	13.6
TOTALS	157	24.9	694	1457	.467	401	481	.834	162	331	493	3.1	453	2.9	—	199	21	1789	11.4

PLAYOFFS

'75-76	19	29.6	96	205	.468	55	66	.833	20	43	63	3.3	79	4.2	—	18	6	247	13.0
--------	----	------	----	-----	------	----	----	------	----	----	----	-----	----	-----	---	----	---	-----	------

11	Alex Stivrins				6'8"				215 lbs.				F				Colorado			
----	---------------	--	--	--	------	--	--	--	----------	--	--	--	---	--	--	--	----------	--	--	--

Acquired: Signed as free agent 9/29/92. Departed: Waived 12/26/92.

YEAR	G	MIN	FGM	FGA	PCT	FTM	FTA	PCT	OR	DR	TR	AVG	AST	AVG	TO	STL	BLK	PTS	AVG
'92-93	10	3.5	11	18	.611	0	0	.000	2	6	8	0.8	1	0.1	5	1	1	22	2.2

32/1	Amar'e Stoudemire				6'10"				249 lbs.				F/C				Cypress Creek H.S. (Fla.)			
------	-------------------	--	--	--	-------	--	--	--	----------	--	--	--	-----	--	--	--	---------------------------	--	--	--

Acquired: 1st rd., 2002 NBA Draft (ninth overall). Departed: To New York 7/9/10 in sign-and-trade.

YEAR	G	MIN	FGM	FGA	PCT	FTM	FTA	PCT	OR	DR	TR	AVG	AST	AVG	TO	STL	BLK	PTS	AVG
'02-03	82	31.3	392	830	.472	320	484	.661	250	471	721	8.8	78	1.0	189	62	87	1106	13.5
'03-04	55	36.9	411	865	.475	310	435	.713	157	339	496	9.0	78	1.4	177	64	89	1133	20.6
'04-05	80	36.1	747	1336	.559	583	795	.733	219	494	713	8.9	131	1.6	189	77	130	2080	26.0
'05-06	3	16.7	9	27	.333	8	9	.889	6	10	16	5.3	2	0.7	1	1	3	26	8.7
'06-07	82	32.8	607	1055	.575	457	585	.781	222	564	786	9.6	84	1.0	232	78	110	1671	20.4
'07-08	79	33.9	714	1211	.590	556	691	.805	178	541	719	9.1	118	1.5	174	64	163	1899	25.2
'08-09	53	36.8	404	749	.539	323	387	.835	116	314	430	8.1	104	2.0	150	49	57	1134	21.4
'09-10	82	34.6	704	1284	.557	487	632	.771	230	502	732	8.9	82	1.0	213	52	83	1896	23.1
TOTALS	516	34.3	3988	7337	.544	3044	4018	.758	1378	3235	4613	8.9	677	1.3	1325	447	722	11035	21.4

PLAYOFFS

'02-03	6	33.8	34	65	.523	16	28	.571	16	31	47	7.8	7	1.2	19	10	9	85	14.2
'04-05	15	40.1	153	284	.539	143	183	.781	60	100	160	10.7	18	1.2	47	10	30	449	29.9
'06-07	10	34.3	91	174	.523	70	91	.769	30	91	121	12.1	6	0.6	19	13	19	253	25.3
'07-08	5	40.8	48	99	.485	19	30	.633	15	30	45	9.0	2	0.4	14	7	12	116	23.2
'09-10	16	36.5	124	239	.519	107	142	.754	46	60	106	6.6	18	1.1	40	11	24	355	22.2
TOTALS	52	37.2	450	861	.523	355	474	.749	167	312	479	9.2	51	1.0	139	51	94	1258	24.2

23	Paul Stovall				6'4"				225 lbs.				G				Arizona State			
----	--------------	--	--	--	------	--	--	--	----------	--	--	--	---	--	--	--	---------------	--	--	--

Acquired: From L.A. Lakers 9/19/72 for two draft picks. Departed: Waived 9/14/73.

YEAR	G	MIN	FGM	FGA	PCT	FTM	FTA	PCT	OR	DR	TR	AVG	AST	AVG	TO	STL	BLK	PTS	AVG
'72-73	25	8.4	26	76	.342	24	38	.632	—	—	61	2.4	13	0.5	—	—	—	449	3.0

2018-19 PHOENIX SUNS

8	D.J. Strawberry				6'5"				201 lbs.				G	Maryland						
Acquired: 2nd rd., 2007 NBA Draft (59th Overall). Departed: To Houston for Sean Singletary on 8/25/08.																				
YEAR	G	MIN	FGM	FGA	PCT	FTM	FTA	PCT	OR	DR	TR	AVG	AST	AVG	TO	STL	BLK	PTS	AVG	
'07-08	33	8.2	29	92	.315	9	19	.474	9	19	28	0.8	30	0.9	11	12	6	73	2.2	
PLAYOFFS																				
'07-08	1	5.0	0	4	.000	0	0	.000	0	1	1	1.0	0	0.0	0	0	0	0	0.0	
4	Stromile Swift				6'10"				220 lbs.				F	Louisiana State						
Acquired: Signed as a free agent for the remainder of the season on 3/4/09. Departed: Contract expired 6/30/09.																				
YEAR	G	MIN	FGM	FGA	PCT	FTM	FTA	PCT	OR	DR	TR	AVG	AST	AVG	TO	STL	BLK	PTS	AVG	
'08-09	13	9.3	15	41	.366	8	15	.533	11	22	33	2.5	2	0.2	9	4	6	39	3.0	
4	Aaron Swinson				6'5"				230 lbs.				G	Auburn						
Acquired: Signed as free agent 9/15/94. Departed: Waived 12/29/94.																				
YEAR	G	MIN	FGM	FGA	PCT	FTM	FTA	PCT	OR	DR	TR	AVG	AST	AVG	TO	STL	BLK	PTS	AVG	
'94-95	9	5.7	10	18	.556	4	5	.800	3	5	8	0.9	3	0.3	5	1	0	24	2.7	
1	Yuta Tabuse				5'9"				165 lbs.				G	BYU-Hawaii						
Acquired: Signed as free agent 9/7/04. Departed: Waived 12/18/04.																				
YEAR	G	MIN	FGM	FGA	PCT	FTM	FTA	PCT	OR	DR	TR	AVG	AST	AVG	TO	STL	BLK	PTS	AVG	
'04-05	4	4.3	1	6	.167	4	4	1.000	2	2	4	1.0	3	0.8	1	0	0	7	1.8	
10	Fred Taylor				6'5"				187 lbs.				G	Pan American						
Acquired: 2nd rd., 1970 NBA Draft (27th Overall). Departed: To Cincinnati 12/27/71 for two 3rd rd. picks.																				
YEAR	G	MIN	FGM	FGA	PCT	FTM	FTA	PCT	OR	DR	TR	AVG	AST	AVG	TO	STL	BLK	PTS	AVG	
'70-71	54	10.2	110	284	.387	78	125	.624	—	—	86	1.6	51	0.9	—	—	—	298	5.5	
'71-72	13	5.3	6	27	.222	4	13	.308	—	—	17	1.3	7	0.5	—	—	—	16	1.2	
TOTALS	67	9.2	116	311	.373	82	138	.594	—	—	103	1.5	58	0.9	—	—	—	314	4.7	
35	Mirza Teletovic				6'9"				245 lbs.				F	Caja Laboral (Bosnia & Herzegovina)						
Acquired: Signed as free agent 7/17/15. Departed: Contract expired 6/30/16.																				
YEAR	G	MIN	FGM	FGA	PCT	FTM	FTA	PCT	OR	DR	TR	AVG	AST	AVG	TO	STL	BLK	PTS	AVG	
'15-16	79	21.3	332	777	.427	120	155	.774	55	247	302	3.8	89	1.1	84	32	21	965	12.2	
31	Sebastian Telfair				6'0"				170 lbs.				G	Lincoln H.S. (N.Y.)						
Acquired: Signed as free agent 12/10/11. Departed: Traded to Toronto in exchange for Hamed Haddadi and a second-round pick 2/21/13.																				
YEAR	G	MIN	FGM	FGA	PCT	FTM	FTA	PCT	OR	DR	TR	AVG	AST	AVG	TO	STL	BLK	PTS	AVG	
'11-12	60	14.9	141	342	.412	53	67	.791	20	71	91	1.5	138	2.3	68	41	12	368	6.1	
'12-13	46	17.3	94	247	.381	44	57	.772	12	56	68	1.5	114	2.5	53	28	10	275	6.0	
TOTALS	106	15.9	235	589	.399	97	124	.782	32	127	159	1.5	252	2.4	121	69	22	643	6.1	
32	Ira Terrell				6'8"				209 lbs.				F	Southern Methodist						
Acquired: 3rd rd., 1976 NBA Draft (45th Overall). Departed: Waived 10/12/78.																				
YEAR	G	MIN	FGM	FGA	PCT	FTM	FTA	PCT	OR	DR	TR	AVG	AST	AVG	TO	STL	BLK	PTS	AVG	
'76-77	78	22.4	277	545	.508	111	176	.631	99	288	387	5.0	103	1.3	—	41	47	665	8.5	
40	David Thirdkill				6'7"				214 lbs.				F	Bradley						
Acquired: 1st rd., 1982 NBA Draft (15th Overall). Departed: To Detroit 10/17/83 for two 2nd rd. picks.																				
YEAR	G	MIN	FGM	FGA	PCT	FTM	FTA	PCT	OR	DR	TR	AVG	AST	AVG	TO	STL	BLK	PTS	AVG	
'82-83	49	10.6	74	170	.435	45	78	.577	28	44	72	1.5	36	0.7	48	19	4	194	4.0	
3	Isaiah Thomas				5'9"				185 lbs.				G	Washington						
Acquired: From Sacramento 7/12/14 in sign-and-trade for the rights to Alex Oriakhi. Departed: To Boston 2/19/15 in three-team trade with Detroit that sent Marcus Thornton and Cleveland's 2016 1st rd. pick to Phoenix from Boston.																				
YEAR	G	MIN	FGM	FGA	PCT	FTM	FTA	PCT	OR	DR	TR	AVG	AST	AVG	TO	STL	BLK	PTS	AVG	
'14-15	46	25.7	218	512	.426	184	211	.872	26	83	109	2.4	171	3.7	89	45	5	701	15.2	
40	Joe Thomas				6'6"				205 lbs.				F	Marquette						
Acquired: 6th rd., 1970 NBA Draft (95th Overall). Departed: Waived 9/21/71.																				
YEAR	G	MIN	FGM	FGA	PCT	FTM	FTA	PCT	OR	DR	TR	AVG	AST	AVG	TO	STL	BLK	PTS	AVG	
'70-71	39	5.2	23	86	.267	9	20	.450	—	—	43	1.1	17	0.4	—	—	—	55	1.4	
40	Kurt Thomas				6'9"				235 lbs.				C	Texas Christian						
Acquired: From New York 6/28/05 along with the draft rights to Dijon Thompson (54th Overall) for Quentin Richardson and the draft rights to Nate Robinson (21st Overall). Departed: To Seattle 7/20/07 along with 2008 and 2010 first-round picks for a conditional 2009 second-round pick (via Orlando).																				
YEAR	G	MIN	FGM	FGA	PCT	FTM	FTA	PCT	OR	DR	TR	AVG	AST	AVG	TO	STL	BLK	PTS	AVG	
'05-06	53	26.6	190	391	.486	75	92	.815	102	313	415	7.8	57	1.1	57	23	57	455	8.6	
'06-07	67	18.0	126	259	.486	56	71	.789	86	293	379	5.7	24	0.4	35	24	29	308	4.6	
TOTALS	120	21.8	316	650	.486	131	163	.804	188	606	794	6.6	81	0.7	92	47	86	763	6.4	
PLAYOFFS																				
'05-06	1	6.0	0	0	—	1	2	.500	0	1	1	1.0	0	0.0	0	0	0	1	1.0	
'06-07	11	19.3	34	65	.523	15	17	.882	11	43	54	4.9	12	1.1	9	6	9	83	7.5	
TOTALS	12	18.2	34	65	.523	16	19	.842	11	44	55	4.6	12	1.0	9	6	9	84	7.0	

2	Tim Thomas					6'10"	235 lbs.			F	Villanova							
---	------------	--	--	--	--	-------	----------	--	--	---	-----------	--	--	--	--	--	--	--

Acquired: Signed as free agent 3/3/06. Departed: Contract expired on 6/30/06.

YEAR	G	MIN	FGM	FGA	PCT	FTM	FTA	PCT	OR	DR	TR	AVG	AST	AVG	TO	STL	BLK	PTS	AVG
'05-06	26	24.4	107	246	.435	28	42	.667	22	105	127	4.9	18	0.7	32	16	6	287	11.0

PLAYOFFS

'05-06	20	31.8	108	220	.491	38	49	.776	16	110	126	6.3	25	1.3	22	18	8	302	15.1
--------	----	------	-----	-----	------	----	----	------	----	-----	-----	-----	----	-----	----	----	---	-----	------

7	Bernard Thompson					6'6"	208 lbs.			G	Fresno State							
---	------------------	--	--	--	--	------	----------	--	--	---	--------------	--	--	--	--	--	--	--

Acquired: From Portland 6/14/85 for 2nd rd. pick. Departed: Selected by Charlotte Hornets in expansion draft 6/23/88.

YEAR	G	MIN	FGM	FGA	PCT	FTM	FTA	PCT	OR	DR	TR	AVG	AST	AVG	TO	STL	BLK	PTS	AVG
'85-86	61	21.0	195	399	.489	127	157	.809	58	83	141	2.3	132	2.2	90	51	10	517	8.5
'86-87	24	13.8	42	105	.400	27	33	.818	20	11	31	1.3	18	0.8	16	11	5	111	4.6
'87-88	37	15.3	74	159	.465	43	60	.717	40	36	76	2.1	51	1.4	21	21	1	191	5.2
TOTALS	122	17.9	311	663	.469	197	250	.781	118	130	248	2.0	201	1.7	127	83	16	819	6.7

1	Dijon Thompson					6'7"	195 lbs.			G	UCLA							
---	----------------	--	--	--	--	------	----------	--	--	---	------	--	--	--	--	--	--	--

Acquired: Draft rights (54th Overall) from New York 6/28/05 with Kurt Thomas for Quentin Richardson and the draft rights to Nate Robinson (21st Overall). Departed: Contract expired 6/30/06.

YEAR	G	MIN	FGM	FGA	PCT	FTM	FTA	PCT	OR	DR	TR	AVG	AST	AVG	TO	STL	BLK	PTS	AVG
'05-06	10	4.3	11	25	.440	2	2	1.000	4	7	11	1.1	1	0.1	2	3	1	28	2.8

4	Brooks Thompson					6'4"	195 lbs.			G	Oklahoma State							
---	-----------------	--	--	--	--	------	----------	--	--	---	----------------	--	--	--	--	--	--	--

Acquired: Signed as a free agent 12/11/97. Departed: Waived 1/30/98.

YEAR	G	MIN	FGM	FGA	PCT	FTM	FTA	PCT	OR	DR	TR	AVG	AST	AVG	TO	STL	BLK	PTS	AVG
'97-98	13	3.5	10	27	.370	1	3	.333	1	4	5	0.4	3	0.2	5	4	0	26	2.0

23	Marcus Thornton					6'4"	205 lbs.			G	Louisiana State							
----	-----------------	--	--	--	--	------	----------	--	--	---	-----------------	--	--	--	--	--	--	--

Acquired: From Boston 2/19/15 with Cleveland's 2016 1st rd. pick in three-team trade also involving Detroit that sent Isaiah Thomas from Phoenix to Boston. Departed: Contract expired 6/30/15.

YEAR	G	MIN	FGM	FGA	PCT	FTM	FTA	PCT	OR	DR	TR	AVG	AST	AVG	TO	STL	BLK	PTS	AVG
'14-15	9	9.0	13	40	.325	4	5	.800	4	9	13	1.4	2	0.2	5	6	0	32	3.6

23	Wayman Tisdale					6'9"	260 lbs.			F	Oklahoma							
----	----------------	--	--	--	--	------	----------	--	--	---	----------	--	--	--	--	--	--	--

Acquired: Signed as free agent 9/16/94. Departed: Contract expired on 6/30/97.

YEAR	G	MIN	FGM	FGA	PCT	FTM	FTA	PCT	OR	DR	TR	AVG	AST	AVG	TO	STL	BLK	PTS	AVG
'94-95	65	19.6	278	574	.484	94	122	.770	83	164	247	3.8	45	0.7	124	29	27	650	10.0
'95-96	63	18.3	279	564	.495	113	149	.765	55	159	214	3.4	58	0.9	63	15	36	672	10.7
'96-97	53	14.7	158	371	.426	30	48	.625	35	85	120	2.3	20	0.4	36	8	21	346	6.5
TOTALS	181	17.7	715	1509	.474	238	319	.746	173	408	581	3.2	123	0.7	163	52	84	1668	9.2

PLAYOFFS

'94-95	10	17.0	32	71	.451	9	14	.643	6	24	30	3.0	11	1.1	6	0	4	73	7.3
'95-96	4	16.8	10	30	.333	1	2	.500	3	1	4	1.0	2	0.5	1	1	1	21	5.3
'96-97	4	9.0	6	15	.400	0	0	—	2	5	7	1.8	0	0.0	1	0	0	12	3.0
TOTALS	18	15.2	48	116	.414	10	16	.625	11	30	41	2.3	12	0.7	8	1	5	106	5.9

40	Anthony Tolliver					6'8"	240 lbs.			F	Creighton							
----	------------------	--	--	--	--	------	----------	--	--	---	-----------	--	--	--	--	--	--	--

Acquired: Signed as free agent 7/21/14. Departed: To Detroit 12/24/14 for Tony Mitchell.

YEAR	G	MIN	FGM	FGA	PCT	FTM	FTA	PCT	OR	DR	TR	AVG	AST	AVG	TO	STL	BLK	PTS	AVG
'14-15	24	11.3	26	74	.351	4	6	.667	6	38	44	1.8	10	0.4	11	4	1	80	3.3

15	Sedrick Toney					6'2"	178 lbs.			G	Dayton							
----	---------------	--	--	--	--	------	----------	--	--	---	--------	--	--	--	--	--	--	--

Acquired: Signed as free agent 3/29/86. Departed: Waived 10/23/86.

YEAR	G	MIN	FGM	FGA	PCT	FTM	FTA	PCT	OR	DR	TR	AVG	AST	AVG	TO	STL	BLK	PTS	AVG
'85-86	10	20.6	26	59	.441	20	30	.667	3	20	23	2.3	26	2.6	22	5	0	75	7.5

15	Cezary Trybanski					7'2"	240 lbs.			C	Pruszkow (Poland)							
----	------------------	--	--	--	--	------	----------	--	--	---	-------------------	--	--	--	--	--	--	--

Acquired: From Memphis 9/30/03 with Brevin Knight, Robert Archibald for Jake Tsakalidis, Bo Outlaw. Departed: To New York 1/5/04 with Stephon Marbury, Anfernee Hardaway for Antonio McDyess, Howard Easley, Charlie Ward, Maciej Lampe, the draft rights to Milos Vujanovic, two future 1st rd. picks and cash.

YEAR	G	MIN	FGM	FGA	PCT	FTM	FTA	PCT	OR	DR	TR	AVG	AST	AVG	TO	STL	BLK	PTS	AVG
'03-04	4	2.5	0	2	.000	0	0	—	0	1	1	0.3	0	0.0	2	1	1	0	0.0

25	Jake Tsakalidis					7'2"	285 lbs.			C	Republic of Georgia							
----	-----------------	--	--	--	--	------	----------	--	--	---	---------------------	--	--	--	--	--	--	--

Acquired: 1st rd., 2000 NBA Draft (25th Overall). Departed: To Memphis 9/30/03 with Bo Outlaw for Brevin Knight, Robert Archibald, Cezary Trybanski.

YEAR	G	MIN	FGM	FGA	PCT	FTM	FTA	PCT	OR	DR	TR	AVG	AST	AVG	TO	STL	BLK	PTS	AVG
'00-01	57	16.6	101	215	.470	54	91	.593	83	159	242	4.2	19	0.3	66	10	55	256	4.5
'01-02	67	23.6	190	400	.475	111	159	.698	130	244	374	5.6	23	0.3	78	23	69	491	7.3
'02-03	33	16.5	61	135	.452	39	58	.672	45	77	122	3.7	13	0.4	26	6	17	908	4.9
TOTALS	157	19.6	352	750	.469	204	308	.662	45	77	122	4.7	55	0.4	170	39	141	908	5.8

PLAYOFFS

'00-01	4	18.8	6	16	.375	0	0	—	10	28	38	7.0	0	0.0	1	0	7	12	3.0
--------	---	------	---	----	------	---	---	---	----	----	----	-----	---	-----	---	---	---	----	-----

2018-19 PHOENIX SUNS

15	Nikoloz Tskitishvili					7'0"	225 lbs.	F	Republic of Georgia										
Acquired: From Minnesota 1/26/06 for a 2006 2nd rd. pick. Departed: Waived 6/29/06.																			
YEAR	G	MIN	FGM	FGA	PCT	FTM	FTA	PCT	OR	DR	TR	AVG	AST	AVG	TO	STL	BLK	PTS	AVG
'05-06	12	7.2	12	33	.364	8	12	.667	9	11	20	1.7	3	0.3	4	1	2	33	2.8
PLAYOFFS																			
'05-06	3	2.0	0	3	.000	1	2	.500	0	1	1	0.3	2	0.5	1	0	0	1	0.3
29	Alando Tucker					6'6"	205 lbs.	F	Wisconsin										
Acquired: 1st rd., 2007 NBA Draft (29th overall). Departed: To Minnesota 12/29/09 with a second-round pick and cash for Jason Hart																			
YEAR	G	MIN	FGM	FGA	PCT	FTM	FTA	PCT	OR	DR	TR	AVG	AST	AVG	TO	STL	BLK	PTS	AVG
'07-08	6	8.0	8	22	.364	5	6	.833	4	4	8	1.3	0	0.0	0	0	1	22	3.7
'08-09	30	9.4	52	121	.430	26	33	.788	19	12	31	1.0	12	0.4	14	5	1	138	4.6
'09-10	11	6.5	13	30	.433	16	21	.762	5	2	7	0.6	3	0.3	4	0	0	43	3.9
TOTALS	47	8.5	73	173	.422	47	60	.783	28	18	46	1.0	15	0.3	18	5	2	203	4.3
17	P.J. Tucker					6'6"	245 lbs.	F	Texas										
Acquired: Signed as free agent 8/1/12. Departed: To Toronto for Jared Sullinger and two 2nd rd. picks 2/23/17.																			
YEAR	G	MIN	FGM	FGA	PCT	FTM	FTA	PCT	OR	DR	TR	AVG	AST	AVG	TO	STL	BLK	PTS	AVG
'12-13	79	24.2	210	444	.473	64	86	.744	132	218	350	4.4	109	1.4	67	62	19	506	6.4
'13-14	81	30.7	265	615	.431	156	201	.776	161	368	529	6.5	141	1.7	102	110	23	760	9.4
'14-15	78	30.6	261	596	.438	104	143	.727	114	388	502	6.4	122	1.6	96	107	23	713	9.1
'15-16	82	31.0	239	582	.411	106	142	.746	165	347	512	6.2	177	2.2	111	106	20	652	8.0
'16-17	57	28.5	147	354	.415	61	77	.792	94	248	342	6.0	73	1.3	52	85	14	401	7.0
TOTALS	377	29.0	1122	2591	.433	491	649	.757	666	1569	2235	5.9	622	1.6	428	470	99	3032	8.0
19	Hedo Turkoglu					6'10"	220 lbs.	F	Efes Pilsen (Turkey)										
Acquired: From Toronto 7/14/10 for Leandro Barbosa and Dwayne Jones. Departed: To Orlando 12/18/10 with Jason Richardson and Earl Clark for Vince Carter, Marcin Gortat, Mikael Pietrus, a 2011 firstround pick and cash considerations.																			
YEAR	G	MIN	FGM	FGA	PCT	FTM	FTA	PCT	OR	DR	TR	AVG	AST	AVG	TO	STL	BLK	PTS	AVG
'10-11	25	63.0	85	193	.400	26	36	.722	20	80	100	4.0	58	2.3	31	18	14	237	9.5
8	Tyler Ulis					5'10"	160 lbs.	G	Kentucky										
Acquired: 2nd rd., 2016 NBA Draft (34th overall). Departed: Waived 6/30/18.																			
YEAR	G	MIN	FGM	FGA	PCT	FTM	FTA	PCT	OR	DR	TR	AVG	AST	AVG	TO	STL	BLK	PTS	AVG
'16-17	61	18.4	184	437	.421	55	71	.775	20	75	95	1.6	226	3.7	77	48	5	444	7.3
'17-18	71	23.4	214	551	.388	84	101	.832	24	104	128	1.8	311	4.4	127	70	7	554	7.8
TOTALS	132	21.1	398	988	.403	139	172	.808	44	179	223	1.7	537	4.1	204	118	12	998	7.6
5	Dick Van Arsdale					6'5"	202 lbs.	G/F	Indiana										
Acquired: 1968 Expansion Draft from New York. Departed: Retired 5/12/77.																			
YEAR	G	MIN	FGM	FGA	PCT	FTM	FTA	PCT	OR	DR	TR	AVG	AST	AVG	TO	STL	BLK	PTS	AVG
'68-69	80	42.4	612	1386	.442	454	644	.705	—	—	548	6.9	388	4.9	—	—	—	1678	21.0
'69-70	77	38.5	592	1166	.508	459	575	.798	—	—	264	3.4	338	4.4	—	—	—	1643	21.3
'70-71	81	39.0	609	1346	.452	553	682	.811	—	—	316	3.9	329	4.1	—	—	—	1771	21.9
'71-72	82	37.8	545	1178	.463	529	626	.845	—	—	334	4.1	297	3.6	—	—	—	1619	19.7
'72-73	81	36.8	532	1118	.476	426	496	.859	—	—	326	4.0	268	3.3	—	—	—	1490	18.4
'73-74	78	36.3	514	1028	.500	361	423	.853	66	155	221	2.8	324	4.2	—	96	17	1389	17.8
'74-75	70	34.6	412	895	.470	282	339	.832	52	137	189	2.7	195	2.8	—	81	11	1124	16.1
'75-76	58	32.2	276	570	.484	195	235	.830	39	98	137	2.4	140	2.4	—	52	11	747	12.9
'76-77	78	19.7	227	498	.456	145	166	.873	31	86	117	1.5	120	1.5	—	35	5	599	7.7
TOTALS	685	35.4	4319	9185	.470	3404	4186	.813	188	476	2452	3.6	2399	3.5	—	264	44	12060	17.6
PLAYOFFS																			
'69-70	7	36.4	43	100	.430	29	33	.879	—	—	18	2.6	29	4.1	—	—	—	115	16.4
'75-76	19	24.8	61	125	.488	40	46	.870	10	13	23	1.2	38	2.0	—	13	2	162	8.5
TOTALS	26	27.9	104	225	.462	69	79	.873	10	13	41	1.6	67	2.6	—	13	2	277	10.7
4	Tom Van Arsdale					6'5"	202 lbs.	F	Indiana										
Acquired: From Buffalo 8/25/76 for 2nd rd. pick. Departed: Retired 4/10/77.																			
YEAR	G	MIN	FGM	FGA	PCT	FTM	FTA	PCT	OR	DR	TR	AVG	AST	AVG	TO	STL	BLK	PTS	AVG
'76-77	77	18.5	171	395	.433	102	145	.703	47	137	184	2.4	67	0.9	20	3	—	444	5.8
30	Nick Vanos					7'2"	260 lbs.	C	Santa Clara										
Acquired: 2nd rd., 1985 NBA Draft (32nd Overall). Departed: Killed on Northwest Flight 255 in Detroit 8/16/87.																			
YEAR	G	MIN	FGM	FGA	PCT	FTM	FTA	PCT	OR	DR	TR	AVG	AST	AVG	TO	STL	BLK	PTS	AVG
'85-86	11	18.4	23	72	.319	8	23	.348	21	39	60	5.5	16	1.5	20	2	5	54	4.9
'86-87	57	11.2	65	158	.411	38	59	.644	67	113	180	3.2	43	0.8	48	19	23	168	2.9
TOTALS	68	12.4	88	230	.383	46	82	.561	88	152	240	3.5	59	0.9	68	21	28	222	3.3
43	Jake Voskuhl					6'11"	255 lbs.	C	Connecticut										
Acquired: From Chicago 10/29/01 for Soumaila Samake and a 2003 2nd rd. pick. Departed: To Charlotte Bobcats 8/2/05 for a conditional 2nd rd. pick.																			
YEAR	G	MIN	FGM	FGA	PCT	FTM	FTA	PCT	OR	DR	TR	AVG	AST	AVG	TO	STL	BLK	PTS	AVG
'01-02	59	15.3	107	193	.554	82	109	.752	103	147	250	4.2	18	0.3	48	11	23	296	5.0
'02-03	65	14.6	92	163	.564	64	96	.667	97	128	225	3.5	36	0.6	48	18	29	248	3.8
'03-04	66	24.3	152	300	.507	134	181	.740	123	220	343	5.2	57	0.9	77	42	25	438	6.6
'04-05	38	9.5	27	59	.458	26	38	.684	30	62	92	2.4	17	0.4	20	4	11	80	2.4
TOTALS	228	16.7	378	715	.529	306	424	.721	353	557	910	4.0	128	0.5	193	75	88	1062	4.7
PLAYOFFS																			
'02-03	6	16.3	12	17	.706	12	13	.923	9	13	22	3.7	2	0.3	6	4	4	36	6.0

TIME TORISE

4	Jackson Vroman				6'10"	220 lbs.	F/C	Iowa State			
---	----------------	--	--	--	-------	----------	-----	------------	--	--	--

Acquired: Draft rights (31st Overall) from Chicago 6/24/04 with a 1st rd. pick and cash for the draft rights to Luol Deng.

Departed: To New Orleans 1/21/05 with Casey Jacobsen and Maciej Lampe for Jim Jackson and a 2005 2nd rd. pick (via Dallas).

YEAR	G	MIN	FGM	FGA	PCT	FTM	FTA	PCT	OR	DR	TR	AVG	AST	AVG	TO	STL	BLK	PTS	AVG
04-05	10		5.7	6	.375	4	7	.571	5	8	13	1.3	7	0.7	7	3	2	16	1.6

41	Neal Walk				6'10"	220 lbs.	C	Florida			
----	-----------	--	--	--	-------	----------	---	---------	--	--	--

Acquired: 1st rd., 1969 NBA Draft (2nd Overall). **Departed:** To New Orleans Jazz 9/16/74 with 2nd rd. pick for Curtis Perry, Nate Hawthorne, Dennis Awtrey and 1st rd. pick.

YEAR	G	MIN	FGM	FGA	PCT	FTM	FTA	PCT	OR	DR	TR	AVG	AST	AVG	TO	STL	BLK	PTS	AVG
69-70	82	17.0	257	547	.470	155	242	.640	—	—	455	5.5	80	1.0	—	—	—	669	8.2
70-71	82	24.8	426	945	.451	205	268	.765	—	—	674	8.2	117	1.4	—	—	—	1057	12.9
71-72	81	26.4	506	1057	.479	256	344	.744	—	—	665	8.2	151	1.9	—	—	—	1268	15.7
72-73	81	38.4	678	1455	.466	279	355	.786	—	—	1006	12.4	287	3.5	—	—	—	1635	20.2
73-74	82	31.1	573	1245	.460	235	297	.791	235	602	837	10.2	331	4.0	—	73	57	1381	16.8
TOTALS	408	27.5	2440	5249	.465	1130	1506	.750	235	602	3637	8.9	966	2.4	—	73	57	6010	14.7

PLAYOFFS

'69-70	5	12.6	17	43	.395	6	8	.750	—	—	35	7.0	2	0.4	—	—	—	40	8.0
--------	---	------	----	----	------	---	---	------	---	---	----	-----	---	-----	---	---	---	----	-----

22	John Wallace				6'9"	225 lbs.	F	Syracuse			
----	--------------	--	--	--	------	----------	---	----------	--	--	--

Acquired: From Detroit 7/18/01 with Jud Buechler for Clifford Robinson. **Departed:** Contract expired 6/30/02.

YEAR	G	MIN	FGM	FGA	PCT	FTM	FTA	PCT	OR	DR	TR	AVG	AST	AVG	TO	STL	BLK	PTS	AVG
01-02	46	10.7	93	214	.435	40	46	.870	27	58	85	1.8	29	0.6	29	11	9	231	5.0

23	Bob Wartick				6'5"	200 lbs.	G	Pepperdine			
----	-------------	--	--	--	------	----------	---	------------	--	--	--

Acquired: Signed as free agent 11/8/68. **Departed:** Waived 9/11/69.

YEAR	G	MIN	FGM	FGA	PCT	FTM	FTA	PCT	OR	DR	TR	AVG	AST	AVG	TO	STL	BLK	PTS	AVG
'68-69	63	15.5	212	501	.423	83	137	.606	—	—	151	2.4	131	2.1	—	—	—	507	8.0

21	Hakim Warrick				6'9"	219 lbs.	F	Syracuse			
----	---------------	--	--	--	------	----------	---	----------	--	--	--

Acquired: From Chicago 7/9/10 in sign-and-trade for 2011 2nd rd. pick. **Departed:** To New Orleans 7/27/12 with sign-and-trade Robin Lopez and cash in three-team deal, also involving Minnesota.

YEAR	G	MIN	FGM	FGA	PCT	FTM	FTA	PCT	OR	DR	TR	AVG	AST	AVG	TO	STL	BLK	PTS	AVG
10-11	80	17.7	228	446	.511	212	294	.721	88	208	296	3.7	69	0.9	79	32	9	669	8.4
11-12	35	14.4	74	180	.411	76	99	.768	31	61	92	2.6	30	0.9	36	8	3	225	6.4
TOTALS	115	16.7	302	626	.482	288	393	.733	119	269	388	3.4	99	0.9	115	40	12	894	7.8

10	Jeff Webb				6'4"	170 lbs.	G	Kansas State			
----	-----------	--	--	--	------	----------	---	--------------	--	--	--

Acquired: Signed as free agent 1/4/72. **Departed:** Waived 9/25/72.

YEAR	G	MIN	FGM	FGA	PCT	FTM	FTA	PCT	OR	DR	TR	AVG	AST	AVG	TO	STL	BLK	PTS	AVG
71-72	27	4.8	31	65	.477	5	10	.500	—	—	17	0.6	16	0.6	—	—	—	67	2.5

10	Sonny Weems				6'6"	195 lbs.	G/F	Arkansas			
----	-------------	--	--	--	------	----------	-----	----------	--	--	--

Acquired: Signed as free agent 7/17/15. **Departed:** Waived 3/5/16.

YEAR	G	MIN	FGM	FGA	PCT	FTM	FTA	PCT	OR	DR	TR	AVG	AST	AVG	TO	STL	BLK	PTS	AVG
'15-16	36	11.7	35	89	.393	7	13	.538	6	35	41	1.1	47	1.3	37	10	1	90	2.5

31	Walt Wesley				6'11"	230 lbs.	F	Kansas			
----	-------------	--	--	--	-------	----------	---	--------	--	--	--

Acquired: From Cleveland 11/22/72 for 3rd rd. pick. **Departed:** To Washington 10/9/73 for two future draft picks.

YEAR	G	MIN	FGM	FGA	PCT	FTM	FTA	PCT	OR	DR	TR	AVG	AST	AVG	TO	STL	BLK	PTS	AVG
72-73	45	8.1	63	155	.406	18	34	.529	—	—	113	2.5	24	0.5	—	—	—	144	3.2

41	Mark West				6'10"	246 lbs.	C	Old Dominion			
----	-----------	--	--	--	-------	----------	---	--------------	--	--	--

Acquired: From Cleveland 2/25/88 with Kevin Johnson. Cleveland's 1st & 2nd rd. picks & L.A. Lakers' 2nd rd. pick for Larry Nance, Mike Sanders & Detroit's 1st rd. pick. Signed as free agent 10/19/99. **Departed:** To Detroit 8/1/94 for two 2nd rd. picks; Waived 3/25/00.

YEAR	G	MIN	FGM	FGA	PCT	FTM	FTA	PCT	OR	DR	TR	AVG	AST	AVG	TO	STL	BLK	PTS	AVG
87-88	29	31.6	134	257	.521	75	132	.568	82	160	242	8.3	24	0.8	82	22	68	343	11.8
88-89	82	24.6	243	372	.653	108	202	.535	167	384	551	6.7	39	0.5	103	35	187	594	7.2
89-90	82	29.6	331	530	.625	199	288	.691	212	516	728	8.9	45	0.6	126	36	184	861	10.5
90-91	82	23.9	247	382	.647	135	206	.655	171	399	564	6.9	37	0.5	86	32	161	629	7.7
91-92	82	17.5	196	310	.632	109	171	.637	134	238	372	4.5	22	0.3	82	14	82	501	6.1
92-93	82	19.0	175	285	.614	86	166	.518	153	305	458	5.6	29	0.4	93	16	103	436	5.3
93-94	82	15.0	162	286	.566	58	116	.500	112	183	295	3.6	33	0.4	74	31	109	382	4.7
'99-00	22	5.8	5	12	.417	5	8	.625	6	25	31	1.4	2	0.1	6	2	4	15	0.7
TOTALS	543	21.4	1493	2434	.613	775	1289	.601	1037	2204	3241	6.0	231	0.4	652	188	898	3761	6.9

PLAYOFFS

'88-89	12	18.9	32	50	.640	10	14	.714	21	32	53	4.4	6	0.5	13	7	19	74	6.2
'89-90	16	34.0	75	130	.577	27	50	.540	53	111	164	10.3	5	0.3	26	4	41	177	11.1
'90-91	4	23.3	9	15	.600	5	7	.714	8	10	18	4.5	2	0.5	3	2	10	23	5.8
'91-92	8	12.0	14	19	.737	4	8	.500	8	9	17	2.3	2	0.3	2	2	4	32	4.0
'92-93	24	19.5	43	79	.544	28	46	.609	36	63	99	4.1	11	0.5	17	4	33	114	4.8
'93-94	7	9.9	5	15	.333	7	10	.700	11	9	20	2.9	0	—	4	0	7	17	2.4
TOTALS	71	21.1	178	308	.578	81	135	.600	137	234	371	5.2	26	0.4	65	19	114	437	6.2

2018-19 PHOENIX SUNS

44	Paul Westphal				6'4"			192 lbs.		G	USC								
Acquired: From Boston 5/23/75 with 2nd rd. picks for Charlie Scott; Signed as free agent 9/14/83. Departed: To Seattle 6/30/80 for Dennis Johnson; Contract expired on 6/30/84.																			
YEAR	G	MIN	FGM	FGA	PCT	FTM	FTA	PCT	OR	DR	TR	AVG	AST	AVG	TO	STL	BLK	PTS	AVG
'75-76	82	36.1	657	1329	.494	365	440	.830	74	185	259	3.1	440	5.4	—	210	38	1679	20.5
'76-77	81	32.1	682	1317	.518	362	439	.825	57	133	190	2.3	459	5.7	—	134	21	1726	21.3
'77-78	80	31.0	809	1568	.516	396	487	.813	41	123	164	2.1	437	5.5	280	138	31	2014	25.2
'78-79	81	32.6	801	1496	.535	339	405	.837	35	124	159	2.0	529	6.5	232	111	26	1941	24.0
'79-80	82	32.5	692	1317	.525	382	443	.862	46	141	187	2.3	416	5.1	207	119	35	1792	21.9
'83-84	59	14.7	144	313	.460	117	142	.824	8	35	43	0.7	148	2.5	77	41	6	412	7.0
TOTALS	465	30.6	3785	7340	.516	1961	2356	.832	261	741	1002	2.2	2429	5.2	796	753	157	9564	20.6
PLAYOFFS																			
'75-76	19	36.1	165	323	.511	71	93	.763	14	33	47	2.5	96	5.1	—	34	9	401	21.1
'77-78	2	33.0	22	47	.468	8	9	.889	3	3	6	3.0	19	9.5	5	1	0	52	26.0
'78-79	15	35.6	142	287	.495	52	66	.788	7	26	33	2.2	64	4.3	38	15	5	336	22.4
'79-80	8	31.6	69	142	.486	28	32	.875	2	8	10	1.3	31	3.9	13	11	3	167	20.9
TOTALS	44	35.0	398	799	.498	159	200	.795	26	70	96	2.2	210	4.8	56	61	17	956	21.7
25	John Wetzel				6'5"			195 lbs.		G	Virginia Tech								
Acquired: 1968 Expansion Draft from L.A. Lakers; Acquired 10/24/75 off waivers. Departed: Waived 1/15/73; Retired on 8/26/76.																			
YEAR	G	MIN	FGM	FGA	PCT	FTM	FTA	PCT	OR	DR	TR	AVG	AST	AVG	TO	STL	BLK	PTS	AVG
'70-71	70	15.6	124	288	.431	83	101	.822	—	—	153	2.2	114	1.6	—	—	—	331	4.7
'71-72	51	8.2	31	82	.378	23	30	.800	—	—	65	1.3	56	1.1	—	—	—	86	1.7
'75-76	37	6.7	22	46	.478	20	24	.833	8	30	38	1.0	19	0.5	—	9	3	64	1.7
TOTALS	158	11.0	177	416	.425	126	155	.813			256	1.6	189	1.2	—	9	3	481	3.0
PLAYOFFS																			
'75-76	2	2.5	0	0	0	2	2	1.000	0	2	2	1.0	0	0.0	—	0	0	2	1.0
55	Jahidi White				6'9"			290 lbs.		C	Georgetown								
Acquired: From Washington 11/5/03 for Brevin Knight. Departed: Selected by Charlotte 6/22/04 in NBA Expansion Draft. Phoenix also sent Charlotte a future 1st rd. pick owed to the Suns from Cleveland.																			
YEAR	G	MIN	FGM	FGA	PCT	FTM	FTA	PCT	OR	DR	TR	AVG	AST	AVG	TO	STL	BLK	PTS	AVG
'03-04	61	14.1	99	189	.524	63	126	.500	97	164	261	4.3	7	0.1	65	25	50	261	4.3
7	Rory White				6'7"			212 lbs.		F	South Alabama								
Acquired: 4th rd., 1982 NBA Draft (86th Overall). Departed: Waived 12/20/83.																			
YEAR	G	MIN	FGM	FGA	PCT	FTM	FTA	PCT	OR	DR	TR	AVG	AST	AVG	TO	STL	BLK	PTS	AVG
'82-83	65	9.6	127	234	.543	70	109	.642	47	58	105	1.6	30	0.5	51	16	2	324	5.0
'83-84	22	14.0	69	144	.479	24	42	.571	30	32	62	2.9	14	0.6	18	13	2	162	7.4
TOTALS	87	10.7	196	378	.519	94	151	.623	77	90	167	1.9	44	0.5	69	29	4	486	5.6
PLAYOFFS																			
'82-83	3	13.3	7	14	.500	2	4	.500	1	9	10	3.3	0	0.0	1	0	0	16	5.3
15	Alan Williams				6'8"			260 lbs.		F/C	UC Santa Barbara								
Acquired: Signed 10-day contract 3/8/16; signed 3/18/16; re-signed 7/26/17. Departed: Waived 7/2/18.																			
YEAR	G	MIN	FGM	FGA	PCT	FTM	FTA	PCT	OR	DR	TR	AVG	AST	AVG	TO	STL	BLK	PTS	AVG
'15-16	10	6.8	10	24	.417	9	14	.643	14	24	38	3.8	5	0.5	6	4	5	29	2.9
'16-17	47	15.1	138	267	.517	70	112	.625	94	198	292	6.2	23	0.5	37	27	32	346	7.4
'17-18	5	14.0	7	18	.389	6	9	.667	3	19	22	4.4	8	1.6	7	5	1	20	4.0
TOTALS	62	13.6	155	309	.502	85	135	.630	111	241	352	5.7	36	0.6	50	36	38	395	6.4
55	Earl Williams				6'7"			235 lbs.		F	Winston-Salem								
Acquired: 3rd rd., 1974 NBA Draft (49th Overall). Departed: To Detroit 5/28/75 for 2nd rd. pick.																			
YEAR	G	MIN	FGM	FGA	PCT	FTM	FTA	PCT	OR	DR	TR	AVG	AST	AVG	TO	STL	BLK	PTS	AVG
'74-75	79	13.2	163	394	.414	45	103	.437	156	300	456	5.8	95	1.2	—	28	32	371	4.7
18	John "Hot Rod" Williams				6'11"			245 lbs.		C	Tulane								
Acquired: From Cleveland 10/7/95 for Dan Majerle, Antonio Lang and 1st rd. pick. Departed: Contract expired on 6/30/98.																			
YEAR	G	MIN	FGM	FGA	PCT	FTM	FTA	PCT	OR	DR	TR	AVG	AST	AVG	TO	STL	BLK	PTS	AVG
'95-96	62	26.6	108	397	.453	95	130	.731	129	243	372	6.0	62	1.0	62	46	90	455	7.3
'96-97	68	31.4	204	416	.490	133	198	.672	178	384	562	8.3	100	1.5	66	67	88	541	8.0
'97-98	71	18.8	95	202	.470	65	93	.699	107	205	312	4.4	49	0.7	29	33	60	255	3.6
TOTALS	201	25.5	479	1015	.472	293	421	.696	414	832	1246	6.2	211	1.0	157	146	238	1251	6.2
PLAYOFFS																			
'95-96	4	28.8	14	32	.438	8	12	.667	11	15	26	6.3	1	0.3	6	0	7	36	9.0
'96-97	5	21.0	8	15	.533	4	10	.400	10	13	23	4.6	3	0.6	5	2	8	20	4.0
'97-98	3	11.0	2	7	.286	2	3	.667	2	2	4	1.3	1	0.3	0	1	2	6	2.0
TOTALS	12	21.1	24	54	.444	14	25	.560	23	30	53	4.4	5	0.4	11	3	17	62	5.2
21	Micheal Williams				6'2"			175 lbs.		G	Baylor								
Acquired: From Detroit 6/27/89 with Kenny Battle for Anthony Cook. Departed: Waived 12/12/89.																			
YEAR	G	MIN	FGM	FGA	PCT	FTM	FTA	PCT	OR	DR	TR	AVG	AST	AVG	TO	STL	BLK	PTS	AVG
'89-90	6	4.3	2	10	.200	1	2	.500	1	0	1	0.2	4	0.7	9	0	0	5	0.8

TIME TORISE

47	Scott Williams				6'10"	260 lbs.	C	North Carolina			
----	----------------	--	--	--	-------	----------	---	----------------	--	--	--

Acquired: Signed as free agent 7/19/02. Departed: Waived 1/28/04.

YEAR	G	MIN	FGM	FGA	PCT	FTM	FTA	PCT	OR	DR	TR	AVG	AST	AVG	TO	STL	BLK	PTS	AVG
02-03	69	12.6	120	292	.411	33	42	.786	72	121	193	2.8	22	0.3	32	27	21	273	4.0
03-04	16	16.7	53	101	.525	9	13	.692	23	49	72	4.5	6	0.4	6	15	7	117	7.3
TOTALS	85	13.9	173	393	.440	42	55	.764	95	170	265	3.1	28	0.3	38	42	28	390	4.6

PLAYOFFS

'02-03	6	13.8	11	32	.344	2	2	1.000	6	9	15	2.5	1	0.2	1	4	3	24	4.0
--------	---	------	----	----	------	---	---	-------	---	---	----	-----	---	-----	---	---	---	----	-----

21	George Wilson				6'8"	240 lbs.	F	Cincinnati			
----	---------------	--	--	--	------	----------	---	------------	--	--	--

Acquired: 1968 Expansion Draft from Seattle. Departed: To Philadelphia 1/20/69 for Jerry Chambers.

YEAR	G	MIN	FGM	FGA	PCT	FTM	FTA	PCT	OR	DR	TR	AVG	AST	AVG	TO	STL	BLK	PTS	AVG
'68-69	41	12.94	191	481	.397	93	151	.616	—	—	505	12.3	76	1.9	—	—	—	475	11.6

10	David Wood				6'9"	230 lbs.	F	Nevada			
----	------------	--	--	--	------	----------	---	--------	--	--	--

Acquired: Signed 10-day contract 1/18/96. Departed: 10-day contract expired 1/27/96.

YEAR	G	MIN	FGM	FGA	PCT	FTM	FTA	PCT	OR	DR	TR	AVG	AST	AVG	TO	STL	BLK	PTS	AVG
'95-96	4	8.5	1	6	.167	2	2	1.000	2	3	5	1.3	2	0.5	2	1	0	4	1.0

32	Brandon Wright				6'10"	210 lbs.	F	North Carolina			
----	----------------	--	--	--	-------	----------	---	----------------	--	--	--

Acquired: From Boston 1/9/15 for a protected 1st rd. pick via Minnesota. Departed: Contract expired 6/30/15.

YEAR	G	MIN	FGM	FGA	PCT	FTM	FTA	PCT	OR	DR	TR	AVG	AST	AVG	TO	STL	BLK	PTS	AVG
'14-15	40	21.5	120	207	.580	40	60	.667	70	124	194	4.9	23	0.6	16	32	47	280	7.0

43	Michael Young				6'7"	220 lbs.	F	Houston			
----	---------------	--	--	--	------	----------	---	---------	--	--	--

Acquired: Signed as free agent 11/27/84. Departed: Waived 12/10/84.

YEAR	G	MIN	FGM	FGA	PCT	FTM	FTA	PCT	OR	DR	TR	AVG	AST	AVG	TO	STL	BLK	PTS	AVG
'84-85	2	5.5	2	6	.333	0	0	—	1	1	2	1.0	0	—	0	0	0	4	2.0

40	Luke Zeller				6'11"	245 lbs.	F/C	Notre Dame			
----	-------------	--	--	--	-------	----------	-----	------------	--	--	--

Acquired: Signed as free agent 10/1/12. Departed: Waived 2/21/13.

YEAR	G	MIN	FGM	FGA	PCT	FTM	FTA	PCT	OR	DR	TR	AVG	AST	AVG	TO	STL	BLK	PTS	AVG
'12-13	16	3.6	9	26	.346	0	0	—	1	9	10	0.6	3	0.2	0	0	0	19	1.2

Suns Transactions

1968-69

- Aug. 27** Acquired 2nd rd. pick from Boston for Emmette Bryant.
- Sept. 11** Acquired 3rd rd. pick and cash from Atlanta for Dennis Hamilton.
- Sept. 12** Acquired 1st rd. pick and cash from Milwaukee for Dick Cunningham.
- Oct. 18** Acquired Eddie Biedenbach off waivers from L.A. Lakers.
- Nov. 6** Waived Rodney Knowles.
- Nov. 8** Acquired Bob Warlick off waivers from Milwaukee.
- Nov. 21** Waived Eddie Biedenbach.
- Dec. 17** Acquired Jim Fox and 3rd rd. pick from Detroit for McCoy McLemore.
- Jan. 20** Acquired Jerry Chambers from Philadelphia for George Wilson.

1969-70

- May 8** Acquired Paul Silas from Atlanta for Gary Gregor.
- June 20** Signed Connie Hawkins.
- Sept. 11** Waived Bob Warlick.
- Sept. 13** Acquired 2nd rd. pick from Philadelphia for rights to Bill Melchionni.
- Sept. 20** Acquired 3rd rd. pick from Atlanta for rights to Eugene Tormohlen.
- Oct. 1** Waived David Lattin.
- Oct. 26** Acquired Art Harris from Seattle for Dick Snyder.
- Jan. 2** Jerry Colangelo assumes head coaching duties from Johnny Kerr.

1970-71

- Apr. 23** Acquired Clem Haskins from Chicago for Jim Fox and future pick.
- May 11** Jerry Chambers and Stan McKenzie selected by Portland in expansion draft.
- May 20** Acquired Mel Counts from L.A. Lakers for Gail Goodrich.
- July 8** Acquired 4th rd. pick from New York for rights to Heywood Dotson.
- July 27** Waived Neil Johnson.

1971-72

- Apr. 2** Acquired Otto Moore from Detroit for future considerations.
- Aug. 31** Acquired two 3rd rd. picks from Cleveland for Greg Howard.
- Sept. 21** Waived Joe Thomas.
- Dec. 27** Acquired two 3rd rd. picks from Cincinnati for Fred Taylor.
- Jan. 4** Signed free agent Jeff Webb.
- Mar. 14** Acquired Charlie Scott from Boston for future considerations (Paul Silas).

1972-73

- Apr. 7** Acquired 1st rd. pick from Houston for Otto Moore.
- Apr. 10** Acquired Gus Johnson from Baltimore for 2nd rd. pick.
- Sept. 19** Paul Silas sent to Boston to complete Charlie Scott deal; Acquired Paul Stovall from L.A. Lakers for two picks.
- Sept. 25** Waived Jeff Webb.
- Sept. 29** Waived Art Harris.
- Oct. 9** Waived John Wetzel.
- Oct. 10** Acquired 2nd rd. pick and cash from Philadelphia for Mel Counts.
- Oct. 30** Jerry Colangelo assumes head coaching duties from Bill van Breda Kolff.
- Nov. 22** Acquired Walt Wesley from Cleveland for 3rd rd. pick.
- Dec. 1** Waived Gus Johnson.

1973-74

- Sept. 14** Waived Paul Stovall.
- Sept. 18** Waived Dennis Layton.
- Sept. 18** Waived Scott English.
- Oct. 9** Acquired Bob Christian from Atlanta for two picks; Acquired two future picks from Washington for Walt Wesley.
- Oct. 30** Acquired Keith Erickson and 2nd rd. pick from L.A. Lakers for Connie Hawkins.
- Nov. 27** Waived Joe Reaves.
- Jan. 25** Acquired rights to Bill Chamberlain from Golden State for 3rd rd. pick; Signed Chamberlain.

1974-75

- May 20** Lamar Green selected by New Orleans Jazz in the expansion draft.
- July 31** Waived Bob Christian.
- Sept. 6** Acquired Dave Stallworth and 2nd rd. pick from Washington for Clem Haskins.
- Sept. 16** Acquired Curtis Perry, Dennis Awtrey, Nate Hawthorne and a 1st rd. pick ('76; Ricky Sobers) from New Orleans Jazz for Neal Walk and 2nd rd. pick ('75).
- Sept. 24** Waived Bill Chamberlain.
- Oct. 10** Waived Dave Stallworth; Acquired rights to Washington's 2nd rd. pick ('75) to complete Clem Haskins deal.
- Nov. 27** Acquired 2nd rd. pick ('76) and 3rd rd. pick ('77) from L.A. Lakers for Corky Calhoun.
- Jan. 2** Signed free agent Greg Jackson.

1975-76

- May 23** Acquired Paul Westphal and two 2nd rd. picks ('75 and '76) from Boston for Charlie Scott.
- May 28** Acquired Willie Norwood from Detroit for Earl Williams.
- May 29** Acquired 1st rd. pick in '75 draft from Buffalo for one of two Phoenix 1st rd. picks in '76 draft.
- June 9** Acquired Phil Lumpkin from Portland for 2nd rd. pick ('76).
- June 10** Signed free agent Dennis Layton.
- July 15** Waived Jim Owens.
- Sept. 17** Acquired future draft considerations from Washington for Greg Jackson.
- Sept. 30** Acquired rights to Detroit's 2nd rd. pick ('76) for Willie Norwood.
- Oct. 4** Waived Dennis Layton.
- Oct. 24** Waived Gary Melchionni; Acquired John Wetzel off waivers from Atlanta.
- Nov. 3** Acquired Pat Riley from L.A. Lakers for two 2nd rd. picks ('76 and '77).
- Nov. 22** Mike Bantom sold to Seattle.
- Feb. 1** Acquired Gar Heard and 2nd rd. pick ('76) from Buffalo for John Shumate.
- Feb. 11** Waived Fred Saunders.

1976-77

- Aug. 25** Acquired Tom Van Arsdale from Buffalo for 2nd rd. pick ('77) and cash.
- Aug. 26** John Wetzel retires. He is first player to retire as a member of the Suns.
- Sept. 21** Pat Riley retires.
- Oct. 15** Waived Nate Hawthorne, Phil Lumpkin and Marv Roberts.
- Dec. 7** Signed free agent Dale Schleuter.
- Mar. 18** Acquired rights to Bayard Forrest from Seattle for 2nd rd. pick ('79) and cash.

1977-78

- Apr. 10** Tom Van Arsdale retires.
- May 12** Dick Van Arsdale retires.
- June 6** Keith Erickson becomes free agent by playing out option.
- July 15** Acquired 4th rd. pick ('78) from Portland for Dale Schleuter.
- Sept. 6** Acquired Don Buse from Indiana for Ricky Sobers.
- Oct. 17** Waived Butch Feher.
- Nov. 14** Waived Greg Griffin.
- Feb. 16** Re-signed Greg Griffin after Curtis Perry was placed on injured list.

1978-79

- Aug. 23** Suspended Greg Griffin who signed contract to play European basketball.
- Sept. 13** Curtis Perry retires.
- Oct. 11** Acquired 2nd rd. pick and cash from Boston for Dennis Awtrey.
- Oct. 12** Waived Ira Terrell.
- Jan. 12** Acquired Len "Truck" Robinson from New Orleans Jazz for Ron Lee, Marty Byrnes, two 1st rd. picks ('79, '80) and cash.
- Jan. 15** Signed free agent Ted McClain.
- May 22** Signed free agent Jeff Cook.

1979-80

- June 22** Acquired 1st rd. pick ('79; Kyle Macy) from Washington for rights to Steve Malovic.
- Aug. 27** Acquired Andre Wakefield from Detroit for 4th rd. pick ('81).
- Sept. 4** Waived Ted McClain.
- Sept. 13** Re-signed free agent Greg Griffin.
- Oct. 1** Waived Charlie Jones, Al Green and Greg Griffin.
- Feb. 15** Acquired Rich Kelley from New Jersey for 1st ('82), 2nd rd. picks ('83) and cash.

1980-81

- May 22** Signed Kyle Macy.
- May 28** Mike Bratz selected by Dallas in Expansion Draft.
- June 3** Acquired Dennis Johnson from Seattle for Paul Westphal.
- June 9** Acquired Wiley Peck from Dallas for 2nd rd. pick ('81) and future considerations.
- Sept. 8** Waived Wiley Peck.
- Nov. 25** Acquired two 2nd rd. picks ('81, '82) and cash from Indiana for Don Buse.
- Feb. 3** Acquired 3rd rd. pick ('81) and a future conditional pick from San Diego Clippers as compensation for the free-agent signing of Gar Heard.

1981-82

- June 8** Acquired Dudley Bradley from Indiana for 2nd rd. picks ('81, '82) and relinquished rights to '83 switch of 1st rd. picks.
- June 18** Waived Mike Niles.
- Sept. 30** Acquired 3rd rd. pick from Chicago for Johnny High.
- Oct. 26** Signed free agent John McCullough.
- Dec. 18** Waived John McCullough.

1982-83

- June 21** Acquired '82 1st rd. pick (David Thirdkill) from Denver for Rich Kelley.
- July 1** Waived Dudley Bradley.
- July 7** Re-signed Johnny High; Acquired Maurice Lucas from New York for Truck Robinson.
- Dec. 21** Waived Craig Dykema.
- Feb. 7** Signed free agent Charles Pittman.
- Feb. 8** Acquired James Edwards from Cleveland for Jeff Cook, 3rd rd. pick ('83), and an exchange of 1st rd picks ('83) and cash.

1983-84

- June 27** Acquired Rick Robey and two 2nd rd. picks ('83) from Boston for Dennis Johnson and 1st rd. pick ('83).
- Sept. 14** Signed free agent Paul Westphal.
- Oct. 17** Acquired two 2nd rd. picks ('86 and '87) from Detroit for David Thirdkill.
- Dec. 19** Waived Johnny High; Signed free agent Mike Sanders.
- Dec. 20** Waived Rory White.
- Jan. 11** Re-signed Johnny High to 10-day contract.
- Jan. 20** Re-signed Johnny High to 2nd 10-day contract.
- Feb. 1** Waived Johnny High.

1984-85

- Nov. 27** Signed free agent Michael Young.
- Dec. 10** Waived Michael Young.

1985-86

- June 14** Acquired Bernard Thompson from Portland for 2nd rd. pick ('87).
- Aug. 19** Acquired two 2nd rd. picks ('88 and '89) from L.A. Lakers for Maurice Lucas.
- Oct. 4** Free agent Kyle Macy signed by Chicago. Suns waived right of first refusal for 2nd rd. picks ('86, '90).
- Oct. 8** Signed Devin Durrant.
- Oct. 14** Waived Alvin Scott.
- Nov. 4** Waived Devin Durrant and Michael Holton.
- Dec. 10** Waived Charles Pittman.
- Dec. 13** Re-signed Charles Pittman.
- Mar. 29** Signed free agent Sedric Toney.

1986-87

- June 8** Released Rod Foster.
- July 31** Declined option on final year of Rick Robey's contract, became a veteran free agent.
- Aug. 13** Charles Pittman signed contract with Varese of the Italian Basketball League.
- Sept. 2** Georgi Glouchkov signed contract with Caserta of Italian Basketball League; Placed on Suns' suspended list.
- Oct. 23** Waived Sedric Toney.
- Oct. 28** Waived Charles Jones.
- Feb. 26** Released John MacLeod as head coach; Named Dick Van Arsdale interim head coach.

1987-88

- Apr. 27** Named John Wetzel head coach.
- May 13** Named Herb Brown assistant coach; Named Cotton Fitzsimmons director of player personnel.
- June 11** Signed free agents Victor Fleming, Bill Martin and Joe Ward.
- June 19** Acquired 1st rd. pick ('88) from Detroit for William Bedford; Acquired Eddie Johnson from Sacramento for Ed Pinckney and 2nd rd. pick.
- June 30** Did not renew assistant coach Al Bianchi's contract.
- Aug. 25** Rafael Addison signed with Allibert of Italian Basketball League; Placed on Suns' suspended list.
- Oct. 1** Signed free agent Greg Spurling.
- Oct. 2** Signed free agent Jeff Cook.
- Oct. 3** Signed free agent Ozell Jones.
- Oct. 13** Waived Grant Gondrezick, Steve Beck and Bruce Dalrymple.
- Oct. 14** Jerry Colangelo-led group purchases Suns franchise for \$44.5 million.
- Oct. 19** Waived Victor Fleming, Rafael Addison and Greg Spurling.
- Oct. 20** Re-signed Victor Fleming; Extended offer sheet to restricted free agent Alton Lister; Offer was matched by Seattle.
- Oct. 29** Acquired James Bailey from Cleveland for 2nd rd. pick ('88).
- Oct. 31** Waived Ozell Jones.
- Nov. 4** Waived Victor Fleming.
- Dec. 26** Waived Bill Martin.
- Feb. 24** Acquired Ron Moore and 2nd rd. pick ('91) from Detroit for James Edwards.
- Feb. 25** Acquired Kevin Johnson, Mark West, Ty Corbin, 1st and 2nd rd. picks ('88), and Lakers' 2nd rd. pick ('89) from Cleveland for Larry Nance, Mike Sanders and Detroit's 1st rd. pick ('88); Jay Humphries traded to Milwaukee for Craig Hodges and Golden State's 2nd rd. pick ('88); Waived Bernard Thompson.

1988-89

- Apr. 29** Alvan Adams retired.
May 2 Relieved John Wetzel and Herb Brown of coaching duties.
May 10 Named Cotton Fitzsimmons head coach; Named Paul Westphal assistant coach.
June 20 Named Lionel Hollins assistant coach.
June 30 Elect not to re-sign veteran free agents James Bailey and Jeff Cook.
July 5 Signed Tom Chambers as the first unrestricted free agent in NBA history.
July 6 Walter Davis signs with Denver.
Aug. 29 Elected not to re-sign Ron Moore.
Sept. 26 Named Len "Truck" Robinson part-time assistant coach.
Nov. 25 Suspended Kenny Gattison.
Dec. 14 Acquired Ed Nealy and 2nd rd. pick ('89) from Chicago for Craig Hodges.
Dec. 27 Waived Winston Crite.
Dec. 30 Signed Mark Davis to 10-day contract.
Jan. 9 Re-signed Mark Davis to 2nd 10-day contract.
Jan. 14 Waived Mark Davis.
Jan. 16 Signed T.R. Dunn to 10-day contract.
Jan. 26 Re-signed T.R. Dunn to 2nd 10-day contract.
Feb. 5 Re-signed T.R. Dunn for rest of the season.

1989-90

- June 15** Tyrone Corbin selected by Minnesota in Expansion Draft.
June 27 Acquired Kenny Battle and Micheal Williams from Detroit for 1st rd. pick.
Aug. 24 Signed free agent Steve Kerr.
Sept. 5 Acquired 2nd rd. pick ('93) from Cleveland for Steve Kerr.
Sept. 21 Waived Kenny Gattison.
Oct. 5 Traded Ed Nealy to Chicago for future considerations.
Nov. 2 Waived Dean Garrett.
Dec. 12 Waived Micheal Williams.
Dec. 13 Acquired Kurt Rambis and two 2nd rd. picks from Charlotte Hornets for Armon Gilliam.
Mar. 21 Signed Tim Legler to 10-day contract.
Mar. 26 Signed Mike McGee for rest of the season.
Mar. 31 Re-signed Tim Legler to a 2nd 10-day contract.

1990-91

- July 1** Did not extend offer to Greg Grant; Mike McGee's contract not renewed.
July 20 Signed free agent Ed Nealy.
Sept. 6 Signed free agent Ian Lockhart.
Sept. 28 Acquired 2nd rd. pick ('93) from Washington for Mike Morrison.
Oct. 28 Acquired future 1st rd. pick ('94, Wesley Person) from Philadelphia for rights to Jayson Williams.
Nov. 14 Waived Ricky Blanton.
Dec. 7 Acquired Xavier McDaniel from Seattle for Eddie Johnson and two 1st rd. picks ('91 and '93 or '94).
Jan. 23 Waived Kenny Battle.
Jan. 26 Signed free agent Joe Barry Carroll.

1991-92

- Aug. 6** Ian Lockhart signed with Cholet, France.
Oct. 1 Acquired Jerrod Mustaf, Trent Tucker and two 2nd rd. picks from New York for Xavier McDaniel.
Oct. 29 Waived Joey Wright.
Oct. 30 Waived Joe Barry Carroll.
Oct. 31 Placed Richard Dumas on suspended list.
Nov. 15 Waived Trent Tucker.
Feb. 14 Signed Steve Burt to 10-day contract.
Feb. 24 Re-signed Steve Burt to 2nd 10-day deal.
Mar. 5 Re-signed Steve Burt for rest of the season.

1992-93

- Apr. 23** Paul Westphal replaces Cotton Fitzsimmons as head coach; Fitzsimmons becomes the team's Senior Executive V.P.
June 17 Acquired Charles Barkley from Philadelphia for Jeff Hornacek, Tim Perry and Andrew Lang.
July 2 Waived Steve Burt.
July 3 Signed free agent Danny Ainge.
Aug. 4 Signed free agent Bob Martin.
Aug. 18 Signed free agent Tim Kempton.
Sept. 29 Signed free agent Alex Stivrins.
Oct. 8 Signed picks Oliver Miller and Brian Davis; Signed free agent Frank Johnson.
Oct. 22 Waived Brian Davis.
Nov. 3 Waived Frank Johnson and Bob Martin.
Nov. 5 Waived Ed Nealy; Re-signed Frank Johnson to one-year contract; Signed free agent Duane Cooper.
Nov. 20 Waived Kurt Rambis.
Nov. 25 Waived Alex Stivrins.
Dec. 1 Re-signed Alex Stivrins.
Dec. 16 Activated Richard Dumas from the suspended list.
Dec. 26 Waived Alex Stivrins.
Mar. 28 Re-signed Alex Stivrins to 10-day contract; placed Richard Dumas on suspended list.
Apr. 7 Re-signed Alex Stivrins to 2nd 10-day contract.

1993-94

- June 25** Chose not to exercise option on Tom Chambers, making him an unrestricted free agent.
July 23 Re-signed free agent Richard Dumas.
July 28 Re-signed Frank Johnson.
Aug. 13 Signed free agent Joe Kleine.
Aug. 26 Signed free agent Cedric Ceballos.
Sept. 8 Signed pick Malcolm Mackey to multi-year contract.
Sept. 28 Signed free agent A.C. Green.
Oct. 7 Signed free agent Rod Higgins.
Oct. 16 Waived Byron Wilson.
Nov. 2 Waived Rod Higgins.
Nov. 10 Acquired 2nd rd. pick ('96, Ben Davis) from San Antonio for Negele Knight; Signed free agent Duane Cooper to one-year contract.
Jan. 21 Waived Tim Kempton.
Jan. 22 Signed Elliot Perry to 10-day contract.
Feb. 1 Re-signed Elliot Perry to 2nd 10-day contract.
Feb. 11 Re-signed Elliot Perry for the rest of season.
Feb. 26 Waived Joe Courtney.
Apr. 15 Signed Skeeter Henry for rest of season.

1994-95

- June 2** Signed Kevin Johnson to a one-year contract extension.
- July 22** Waived Skeeter Henry.
- July 29** Charles Claxton, the 50th pick, announces he will return to Georgia for senior year, Suns retain rights until 1996 Draft.
- Aug. 1** Acquired two 2nd rd. picks (Russ Millard in '96; '99) from Detroit for Mark West.
- Sept. 8** Signed free agent Danny Manning to one-year contract.
- Sept. 15** Signed Antonio Lang and Aaron Swinson; Signed free agent Winston Garland; Waived Jerrod Mustaf as part of agreement to buy out remaining two years of his contract.
- Sept. 16** Signed free agent Wayman Tisdale to one-year contract.
- Sept. 20** Did not match Detroit's offer sheet for restricted free agent Oliver Miller.
- Sept. 23** Acquired 1st rd. pick from L.A. Lakers for Cedric Ceballos.
- Sept. 30** Signed free agent Dan Schayes.
- Oct. 13** Waived Duane Cooper.
- Nov. 2** Waived Anthony Godwire, Winston Garland and Malcolm Mackey.
- Nov. 11** Signed free agent Trevor Ruffin.
- Dec. 29** Waived Aaron Swinson.
- Mar. 14** Activated Richard Dumas from the suspended list.
- May 17** Waived Richard Dumas.
- May 31** Released assistant coaches Lionel Hollins and Scotty Robertson from duties.

1995-96

- June 1** Named Paul Silas assistant coach.
- June 14** Stefano Rusconi signed with Benetton Treviso of Italian Basketball League.
- July 1** NBA lockout begins.
- July 26** Named Donn Nelson assistant coach.
- Sept. 18** NBA lockout ends.
- Sept. 25** Re-signed free agent Elliot Perry; Signed free agent John Coker.
- Oct. 2** Signed second-round pick Chris Carr.
- Oct. 3** Signed free agents Steve Turner and Orlando Smart.
- Oct. 4** Signed 1st rd. picks Michael Finley and Mario Bennett; Re-signed free agent Wayman Tisdale to a two-year contract.
- Oct. 7** Acquired John "Hot Rod" Williams from Cleveland for Dan Majerle, Antonio Lang and a conditional 1st rd. pick ('96, '97 or '98).
- Oct. 12** Re-signed free agent Danny Manning to a six-year contract.
- Nov. 1** Signed free agent Tony Smith.
- Jan. 16** Relieved Paul Westphal of head coaching duties; Named Cotton Fitzsimmons head coach.
- Jan. 18** Signed free agent David Wood to 10-day contract (allowed under NBA's Special Hardship Rule due to numerous Suns injuries).
- Jan. 31** Waived Stefano Rusconi.
- Feb. 22** Acquired Terrence Rencher from Miami for Tony Smith.

1996-97

- May 30** Named Danny Ainge assistant coach and future head coach.
- July 12** Re-signed free agent John Coker.
- July 19** Unrestricted free agent Chris Carr signed contract with Minnesota.
- July 24** Signed 1st rd. pick Steve Nash.
- Aug. 15** Signed free agent Evric Gray.
- Aug. 19** Acquired Chucky Brown, Mark Bryant, Sam Cassell and Robert Horry from Houston for Charles Barkley and 2nd rd. pick ('99).
- Aug. 25** Acquired Marty Conlon and conditional 1st rd. pick from Milwaukee for Elliot Perry.
- Oct. 13** Signed free agent Rex Chapman to a one-year contract.
- Oct. 29** Waived Mario Bennett, John Coker and Marty Conlon.
- Nov. 14** Head Coach Cotton Fitzsimmons steps down; Named Danny Ainge head coach.
- Dec. 4** Acquired Darrin Hancock and a conditional 2nd rd. pick from Milwaukee for Chucky Brown.
- Dec. 10** Waived Darrin Hancock.
- Dec. 26** Acquired Jason Kidd with Tony Dumas and Loren Meyer from Dallas for Michael Finley, Sam Cassell, A.C. Green and 2nd rd. pick.
- Jan. 10** Acquired Cedric Ceballos and Rumeal Robinson from L.A. Lakers for Robert Horry and Joe Kleine.
- Jan. 31** Signed free agent Dexter Boney to a 10-day contract.
- Feb. 11** Re-signed Dexter Boney to 2nd 10-day contract.
- Feb. 14** Waived Rumeal Robinson.
- Feb. 20** Signed free agent Horacio Llamas to a 10-day contract; Named Frank Johnson assistant coach.
- Mar. 3** Re-signed Horacio Llamas to a second 10-day contract.
- Mar. 13** Re-signed Horacio Llamas for the remainder of the 1996-97 season.
- Apr. 5** Signed free agent Mike Brown for the remainder of the season.

1997-98

- June 24** Re-signed Kevin Johnson to a one-year contract.
- June 25** Named Scott Skiles assistant coach.
- July 2** Re-signed free agent Mark Bryant to a two-year contract.
- July 8** Re-signed free agents Rex Chapman, John Williams and Horacio Llamas to one-year contracts.
- July 15** Signed 2nd rd. pick Stephen Jackson.
- Aug. 22** Signed free agents Tom Chambers and William Cunningham.
- Aug. 25** Signed free agent Clifford Robinson to a one-year contract utilizing the million-dollar exception.
- Sept. 2** Signed free agent George McCloud to a one-year contract for the league minimum.
- Sept. 29** Signed Shawn Dirden, Russ Millard and Dwayne Schintzius.

- Oct. 1** Acquired Antonio McDyess from Denver in a three-team deal with Cleveland; Suns sent Wesley Person and Tony Dumas to the Cavs and four picks: two firsts (1998; Milwaukee's, in 1998 or '99); two seconds (2000, '02) to Denver. Cleveland also sent a future 1st-rd. choice to Denver.
- Oct. 10** Waived Dwayne Schintzius.
- Oct. 13** Waived Will Cunningham.
- Oct. 20** Waived Russ Millard.
- Oct. 28** Waived Shawn Dirden.
- Oct. 30** Waived Stephen Jackson.
- Nov. 21** Acquired Marko Milic from Philadelphia for Tom Chambers.
- Dec. 11** Signed free agent Brooks Thompson.
- Jan. 7** Waived Brooks Thompson.
- Jan. 9** Re-signed free agent Brooks Thompson to 10-day contract.
- Jan. 19** Re-signed Brooks Thompson to second 10-day contract.
- Jan. 29** Waived Brooks Thompson.
- Feb. 18** Acquired Dennis Scott from Dallas Mavericks for Cedric Ceballos.
- Apr. 18** Signed free agent Mike Brown for remainder of season.
- June 24** Acquired Dallas' unconditional 1st-rd. pick in 1999 (used to draft Shawn Marion), the draft rights to Pat Garrity (Milwaukee's 1st rd. pick, No. 18, acquired by Dallas in a separate deal), Martin Muursepp and Bubba Wells from Dallas in exchange for Steve Nash; Acquired the draft rights to Toby Bailey from the L.A. Lakers for future considerations.

1998-99

- June 30** NBA commences lockout.
- Jan. 21** NBA lockout officially ends and training camps open.
- Jan. 22** Re-signed free agents Horacio Llamas and Marko Milic; Signed rookie Toby Bailey and free agents James Collins, Joe Kleine.
- Jan. 23** Acquired Luc Longley from Chicago for Mark Bryant, Martin Muursepp, Bubba Wells and a conditional 1st rd. pick; Re-signed free agent George McCloud.
- Jan. 24** Signed free agents Tom Gugliotta and Jamie Feick.
- Jan. 25** Re-signed free agents Rex Chapman and Clifford Robinson and signed rookies Pat Garrity and Gerald Brown.
- Jan. 29** Signed free agent Shawn Respert; Waived Jamie Feick.
- Feb. 2** Waived James Collins.
- Feb. 3** Signed free agent Chris Morris.
- Mar. 2** Waived Shawn Respert.
- Apr. 1** Signed Jimmy Oliver to a 10-day contract.
- Apr. 7** Released Jimmy Oliver.
- Apr. 28** Signed Alvin Sims for rest of the season.
- May 4** Signed Randy Livingston for the rest of the season; Released Alvin Sims.
- May 24** Sent 1st rd. pick (16th overall) in the 1999 Draft to Chicago to complete the Luc Longley trade.

1999-00

- Aug. 2** Re-signed Clifford Robinson; Signed Oliver Miller.
- Aug. 3** Signed Rodney Rogers.
- Aug. 5** Acquired Anfernee Hardaway from Orlando for Pat Garrity, Danny Manning and two 1st rd. picks.
- Aug. 17** Re-signed Randy Livingston.
- Sept. 9** Signed Corie Blount.
- Oct. 4** Signed Todd Day.
- Oct. 19** Signed Mark West.
- Dec. 13** Danny Ainge stepped down as head coach; Scott Skiles named head coach.
- Dec. 18** Named John MacLeod special assistant coach.
- Dec. 21** Waived Gerald Brown.
- Dec. 23** Signed Ben Davis.
- Jan. 5** Waived Ben Davis.
- Jan. 7** Signed Ben Davis to 10-day contract.
- Jan. 11** Released Ben Davis.
- Mar. 13** Signed Don MacLean to 10-day contract.
- Mar. 23** Re-signed Don MacLean to 2nd 10-day contract.
- Mar. 25** Signed Kevin Johnson.
- Apr. 2** Signed Don MacLean for rest of season.
- Apr. 18** Scott Skiles signed a multiyear contract.
- June 13** Named Jim Boylan assistant coach and re-signed assistant coaches Frank Johnson and Phil Weber – all to three-year contracts.
- June 20** Dr. Richard Emerson stepped down as team physician.
- July 18** Joe Proski stepped down as athletic trainer.
- July 31** Named Aaron Nelson athletic trainer.

2000-01

- Aug. 2** Signed free agent Tony Delk.
- Aug. 3** Re-signed free agent Corie Blount and signed free agents Ruben Garces, Justin Love and Daniel Santiago.
- Aug. 8** Kevin Johnson retires.
- Aug. 23** Signed free agent Paul McPherson; Named Dr. Thomas Carter lead team physician.
- Sept. 16** Signed free agent Mario Elie.
- Sept. 20** Acquired Chris Dudley and a 1st rd. pick from New York, plus cash, in a four-team trade with Seattle and the L.A. Lakers that included 12 players (Patrick Ewing, Glen Rice, Horace Grant) and five picks – the largest trade in NBA history. Phoenix sent Luc Longley to New York.
- Oct. 2** Signed Jake Tsakalidis after a London arbitrator ruled he did not have a validly binding contract with his former Greek club.
- Oct. 25** Waived Justin Love.
- Nov. 20** Rex Chapman retired.
- Dec. 8** Signed Elliot Perry.
- Jan. 5** Waived Elliot Perry.
- Jan. 7** Activated Anfernee Hardaway.
- Jan. 16** Placed Anfernee Hardaway on the injured list.
- Jan. 17** Signed Elliot Perry to 10-day contract.
- Jan. 26** Acquired Vinny Del Negro from Golden State for Corie Blount, Ruben Garces, Paul McPherson.
- Jan. 27** Signed Elliot Perry to 2nd 10-day contract.
- Feb. 6** Signed Elliot Perry for rest of season.

2001-02

- July 18** Acquired Stephon Marbury, Soumaila Samake, Johnny Newman from New Jersey for Jason Kidd, Chris Dudley; Acquired Jud Buechler, John Wallace from Detroit for Clifford Robinson.
- July 19** Signed free agent Dan Majerle; Named Mark West assistant general manager.
- July 23** Signed free agent Charlie Bell.
- Sept. 28** Waived Johnny Newman.
- Oct. 29** Acquired Jake Voskuhl from Chicago for Soumaila Samake, 2003 2nd rd. pick.
- Nov. 16** Acquired Bo Outlaw, 1st rd. pick from Orlando in three-team deal that sent Jud Buechler to Orlando and Vinny Del Negro to L.A. Clippers; Activated Dan Majerle.
- Dec. 11** Waived Charlie Bell.
- Jan. 7** Signed Joe Crispin; Waived Daniel Santiago.
- Feb. 17** Scott Skiles stepped down as head coach; Frank Johnson named head coach.
- Feb. 18** Named Al Bianchi assistant coach.
- Feb. 20** Acquired Joe Johnson, Milt Palacio, Randy Brown, 1st rd. pick from Boston for Tony Delk, Rodney Rogers.
- Apr. 18** Signed Head Coach Frank Johnson to multi-year contract extension.
- June 10** Named Marc Iavaroni assistant coach.
- June 24** Named Rick Welts President and Chief Operating Officer.
- June 25** Named Mike D'Antoni assistant coach.
- June 27** Exercised option on Alton Ford.
- July 19** Signed free agent Scott Williams.

2002-03

- Aug. 8** Signed Shawn Marion to a six-year contract extension, starting with 2003-04.
- Aug. 17** Acquired 2008 2nd rd. pick from Cleveland for Milt Palacio.
- Sept. 27** Signed free agent Dan Langhi.
- Sept. 30** Signed free agents Anthony Goldwire, Maurice Baker, Chris Burgess and Bobby Lazor.
- Oct. 8** Waived Maurice Baker and Bobby Lazor.
- Oct. 23** Waived Chris Burgess and Anthony Goldwire; Exercised option on Jake Tsakalidis.

2003-04

- July 17** Re-signed free agent Scott Williams.
- July 22** Re-signed free agent Jake Voskuhl.
- Sept. 30** Acquired Brevin Knight, Robert Archibald and Cezary Trybanski from Memphis for Bo Outlaw and Jake Tsakalidis.
- Oct. 7** Signed Stephon Marbury to a multi-year contract extension.
- Oct. 24** Exercised fourth-year option on Joe Johnson for the 2004-05 season.
- Nov. 5** Acquired Jahidi White from Washington for Brevin Knight.
- Dec. 10** Frank Johnson dismissed as head coach; Mike D'Antoni named head coach.
- Dec. 23** Acquired Donnell Harvey from Orlando for a conditional 2004 2nd rd. pick.

- Dec. 26** Acquired a conditional 2005 2nd rd. pick from Orlando for Robert Archibald.
- Jan. 5** Acquired Antonio McDyess, Howard Easley, Charlie Ward, Maciej Lampe, the draft rights to Milos Vujanic, two 1st rd. picks and cash from New York for Stephon Marbury, Anfernee Hardaway and Cezary Trybanski.
- Feb. 19** Acquired Keon Clark and Ben Handlogten from Utah for Tom Gugliotta, two conditional 1st rd. picks and a 2005 2nd rd. pick.
- April 16** Announced an agreement to sell the Phoenix Suns to a group headed by banking and real estate executive Robert Sarver for an NBA record \$401 million.
- May 12** Signed Head Coach Mike D'Antoni to a two-year contract extension.
- June 1** Alvin Gentry named assistant coach.
- June 22** Jahidi White was selected in the NBA Expansion Draft by Charlotte and Phoenix sent the Bobcats a future 1st rd. pick owed to the Suns from Cleveland in return.
- June 24** Acquired the draft rights to Jackson Vroman (31st pick overall), a future 1st rd. pick and cash from Chicago for the draft rights to Luol Deng (7th pick).
- June 30** NBA Board of Governors unanimously approved the sale of the team to Suns Legacy Partners (Robert Sarver).

2004-05

- July 9** Signed rookie Jackson Vroman.
- July 14** Signed free agent Steve Nash; Signed offer sheet to restricted free agent Quentin Richardson.
- July 29** Quentin Richardson becomes a member of the Suns after the L.A. Clippers did not match the Suns' offer sheet.
- Aug. 20** Signed free agent Steven Hunter.
- Sept. 7** Signed Japanese-born free agent Yuta Tabuse.
- Sept. 10** Suns CEO and Chairman Jerry Colangelo inducted into the Naismith Memorial Hall of Fame in Springfield, Mass.
- Oct. 1** Signed free agent Paul Shirley.
- Oct. 24** Exercised fourth-year option on Amar'e Stoudemire for the 2005-06 season.
- Oct. 29** Waived Howard Easley after agreeing to a contract buyout.
- Nov. 3** Waived Paul Shirley.
- Nov. 8** Signed free agent Bo Outlaw.
- Dec. 18** Waived Yuta Tabuse.
- Jan. 3** Acquired two future 2nd rd. picks from Golden State for Zarko Cabarkapa.
- Jan. 19** Signed Smush Parker to 10-day contract.
- Jan. 21** Acquired Jim Jackson and a 2005 2nd rd. pick (via Dallas) from New Orleans for Casey Jacobsen, Maciej Lampe and Jackson Vroman.
- Jan. 23** Signed free agent Paul Shirley.
- Jan. 29** Re-signed Smush Parker to 2nd 10-day contract.
- Feb. 8** Acquired Walter McCarty and cash from Boston for a 2005 2nd rd. pick (via Golden State).
- Feb. 24** Assistant coaches Marc Iavaroni and Phil Weber signed two-year contract extensions.

June 28 Acquired Kurt Thomas and the draft rights to Dijon Thompson (54th overall) from New York in exchange for Quentin Richardson and the draft rights to Nate Robinson (21st overall); Acquired future considerations from Orlando for the draft rights to Marcin Gortat (57th overall).

June 29 Named Dan D'Antoni, brother of Mike D'Antoni, an assistant coach.

2005-06

July 11 Signed rookie Dijon Thompson.

Aug. 2 Acquired a 2007 conditional 2nd rd. pick from Charlotte for Jake Voskuhl.

Aug. 3 Signed free agent Raja Bell.

Aug. 18 Signed free agents Brian Grant and Pat Burke.

Aug. 19 Acquired Boris Diaw and two lottery-protected 1st rd. picks in a sign-and-trade deal with Atlanta for Joe Johnson.

Aug. 25 Signed head coach Mike D'Antoni to a multi-year contract extension; Acquired James Jones from Indiana for a 2008 2nd rd. pick.

Sept. 12 Signed free agents Eddie House and Lucas Tischer.

Sept. 30 Signed free agent Anthony Lever-Pedroza.

Oct. 3 Signed Amaré Stoudemire to a multi-year contract extension.

Oct. 24 Claimed Jared Reiner off waivers from the L.A. Clippers.

Oct. 27 Exercised the fourth-year options on Leandro Barbosa and Boris Diaw; Waived Anthony Lever-Pedroza.

Nov. 2 Signed free agent Sharrod Ford and waived Lucas Tischer.

Nov. 4 Assigned rookie Dijon Thompson to the Albuquerque Thunderbirds of the NBA Development League.

Nov. 26 Recalled Dijon Thompson from Albuquerque Thunderbirds of the NBA Development League.

Jan. 5 Waived center Jared Reiner.

Jan. 6 America West Arena officially renamed US Airways Center.

Jan. 9 Signed Josh Davis to 10-day contract.

Jan. 26 Acquired Nikoloz Tskitishvili from Minnesota for a 2006 2nd rd. pick.

Feb. 27 President and General Manager Bryan Colangelo resigned after 11 seasons as general manager.

Mar. 1 Waived Jim Jackson; Signed Andre Barrett to 10-day contract.

Mar. 3 Signed free agent Tim Thomas to a one-year contract.

Mar. 9 Signed President and Chief Operating Officer Rick Welts to a contract extension through the 2008-09 season.

Mar. 10 Head Coach Mike D'Antoni named Executive Vice President of Basketball Operations and General Manager; David Griffin promoted to Vice President of Basketball Operations and Mark West promoted to Vice President of Player Programs.

Mar. 11 Re-signed Andre Barrett to 2nd 10-day contract.

Mar. 15 Released Andre Barrett.

2006-07

July 6 Promoted Vinny Del Negro to director of player personnel and Todd Quinter to assistant coach/director of scouting.

July 13 Signed free agent Eric Piatkowski to a two-year contract.

July 20 Signed free agent Marcus Banks to multi-year contract.

July 27 Signed free agent Sean Marks to a one-year contract.

Aug. 4 Signed Leandro Barbosa to multi-year contract extension.

Aug. 31 Signed free agent Jumaane Jones to one-year contract.

Sept. 12 Named Ann Meyers Drysdale a vice president with the Phoenix Suns and general manager of the WNBA's Phoenix Mercury.

Sept. 28 Signed free agent Davin White.

Oct. 19 Waived Davin White.

Oct. 20 Signed Boris Diaw to multi-year contract extension.

Nov. 7 Signed free agent Jalen Rose to a one-year contract.

June 6 Steve Kerr named President of Basketball Operations and General Manager; Announced that Mike D'Antoni would remain team's Executive Vice President of Basketball Operations and Head Coach; David Griffin promoted to Sr. Vice President of Basketball Operations.

June 28 Selected Alando Tucker (29th overall) and D.J. Strawberry (59th overall) in 2007 NBA Draft. Traded draft rights to Rudy Fernandez (24th overall) to Portland for cash considerations.

2007-08

July 7 Signed 1st rd. pick Alando Tucker.

July 11 Signed Grant Hill; Completed draft day trade with Portland by sending forward James Jones to Portland.

July 20 Traded Kurt Thomas and two future 1st rd. picks (2008, 2010) to Seattle for a future conditional 2nd rd. selection.

July 24 Re-signed Sean Marks to one-year contract.

July 30 Named Jay Humphries assistant coach.

Aug. 28 Named Vinny Del Negro assistant general manager.

Oct. 1 Signed Brian Skinner to one-year contract; Added Rawle Marshall, Doug Thomas and Richie Frahm to training camp roster.

Oct. 13 Waived Rawle Marshall and Doug Thomas.

Oct. 24 Waived Richie Frahm.

Nov. 28 Assigned Alando Tucker to the Albuquerque Thunderbirds of the NBA Development League.

Dec. 17 Recalled Alando Tucker; Assigned D.J. Strawberry to the Albuquerque Thunderbirds of the NBA Development League.

Jan. 10 Recalled D.J. Strawberry; Assigned Alando Tucker to the Albuquerque Thunderbirds of the NBA Development League.

Jan. 21 Recalled Alando Tucker.

Feb. 6 Acquired Shaquille O'Neal from the Miami Heat in exchange for Shawn Marion and Marcus Banks.

- Feb. 22** Signed Linton Johnson to 10-day contract.
- Mar. 3** Re-signed Linton Johnson to 2nd 10-day contract.
- Mar. 4** Signed free agent Gordan Giricek for the remainder of the season.
- Mar. 13** Assigned Alando Tucker to the Albuquerque Thunderbirds of the NBA Development League.
- Apr. 7** Recalled Alando Tucker.
- Apr. 16** Signed Linton Johnson for the remainder of the season.
- May 10** Suns Executive VP of Basketball Operations and Head Coach Mike D'Antoni resigns.
- June 9** Terry Porter named the 13th head coach in franchise history.
- June 20** Alvin Gentry, Bill Cartwright, Dan Majerle and Igor Kokoskov join Porter's coaching staff as assistants.
- June 26** Grant Hill exercises player option for 2008-09 season.
- June 26** Selected Robin Lopez (15th overall) and acquired rights to Goran Dragic (45th overall) from San Antonio for 2009 2nd rd. pick, cash and the rights to Malik Hairston (48th overall).

2008-09

- July 10** Signed 1st rd. pick Robin Lopez.
- July 22** Signed Matt Barnes to a one-year contract.
- Aug. 14** Signed Louis Amundson.
- Aug. 25** Acquired Sean Singletary from Houston for D.J. Strawberry.
- Aug. 27** Announced the promotions of Todd Quinter to Director of Player Personnel and Noel Gillespie to Advance Scout.
- Sept. 22** Signed Goran Dragic.
- Sept. 26** Signed Coleman Collins, Trey Johnson and Robert Hite to training camp contracts.
- Oct. 8** Waived Coleman Collins.
- Oct. 13** Waived Trey Johnson.
- Oct. 23** Exercised contract option on Alando Tucker for 2009-10 season; Waived Robert Hite.
- Dec. 10** Acquired Jason Richardson, Jared Dudley and 2010 2nd rd. pick from Charlotte for Raja Bell, Boris Diaw and Sean Singletary.
- Dec. 24** Signed Dee Brown.
- Dec. 25** Assigned Alando Tucker to Iowa Energy of the NBA D-League.
- Jan. 2** Recalled Alando Tucker from Iowa Energy of the NBA D-League.
- Jan. 6** Released Dee Brown.
- Jan. 20** Signed Courtney Sims to a 10-day contract.
- Feb. 14** Re-signed Courtney Sims to 2nd 10-day contract.
- Feb. 16** Relieved Terry Porter of head coaching duties; named Alvin Gentry interim head coach.
- March 4** Signed Stromile Swift for the remainder of the season.

2009-10

- Aug. 24** Named John Shumate assistant coach, added Bruce Fraser to scouting staff, and promoted Elvis Valcarcel to video coordinator.
- Sept. 15** Reached buyout agreement with Sasha Pavlovic.

- Sept. 28** Announced the signings of Dan Dickau, Carlos Powell and Raymond Sykes to training camp contracts.
- Oct. 5** Waived Raymond Sykes.
- Oct. 21** Waived Dan Dickau and Carlos Powell.
- Oct. 26** Claimed Jarron Collins off waivers.
- Oct. 30** Exercised 2010-11 team options on Jared Dudley and Robin Lopez, declined the 2010-11 option on Alando Tucker.
- Dec. 7** Assigned Taylor Griffin to the Iowa Energy of the NBA D-League. Griffin was recalled Dec. 14.
- Dec. 28** Assigned Taylor Griffin to the Iowa Energy of the NBA D-League. Griffin was recalled on Jan. 20.
- Dec. 29** Traded Alando Tucker, a conditional 2nd rd. pick and cash considerations to the Timberwolves for Jason Hart. The Suns then waived Hart.
- March 15** Assigned Earl Clark to the Iowa Energy of the NBA D-League. Clark was recalled on March 21.
- April 5** Signed Dwayne Jones from the Austin Toros of the NBA D-League.
- April 7** Assigned Taylor Griffin to the Iowa Energy of the NBA D-League. Griffin was recalled on April 12.
- June 8** Grant Hill exercised player option for 2010-11 season.
- June 15** Suns and President of Basketball Operations and General Manager Steve Kerr announced that Kerr would leave the club at the end of his contract on June 30.
- June 24** Selected Gani Lawal (46th overall) and Dwayne Collins (60th overall) in 2010 NBA Draft.
- June 24** Exercised three-year contract option on head coach Alvin Gentry for 2011-12 season.
- June 24** Signed assistant coaches Dan Majerle, Bill Cartwright and Igor Kokoskov through 2011-12 season.
- June 29** Named Noel Gillespie assistant coach/advance scout.

2010-11

- July 8** Re-signed free agent Channing Frye to a five-year deal.
- July 9** Completed sign-and-trade deal with New York that sent free agent Amar'e Stoudemire to Knicks. Phoenix received a trade exception.
- July 9** Acquired Hakim Warrick in a sign-and-trade deal with the Chicago Bulls in exchange for a 2011 2nd rd. pick. Warrick signed a four-year contract.
- July 14** Acquired Josh Childress in a sign-and-trade deal with the Atlanta Hawks in exchange for a 2012 2nd rd. pick. Childress signed a five-year contract.
- July 14** Acquired Hedo Turkoglu from Toronto Raptors in exchange for Leandro Barbosa and Dwayne Jones.
- July 20** Named sports attorney Lon Babby the club's president of basketball operations.
- July 26** Waived Taylor Griffin.
- Aug. 2** Signed draft pick Gani Lawal.
- Aug. 4** Signed Matt Janning.
- Aug. 5** Named former Spurs and Cavaliers executive Lance Blanks the club's general manager.
- Aug. 30** Signed Dwayne Jones.
- Sept. 15** Named John Treloar director of player personnel.

- Sept. 23** Signed head coach Alvin Gentry to a contract extension through 2012-13.
- Sept. 27** Signed Chuck Atkins, Zabian Dowdell and Garret Siler to contracts.
- Oct. 11** Waived Chuck Atkins.
- Oct. 19** Waived Zabian Dowdell and Dwayne Jones.
- Oct. 21** Exercised fourth-year option on the contract of Robin Lopez for the 2011-12 season.
- Nov. 1** Signed Jared Dudley to multi-year contract extension.
- Nov. 16** Assigned Gani Lawal to Iowa Energy of NBA D-League. He was recalled on Dec. 19.
- Nov. 16** Waived Matt Janning and signed Earl Barron.
- Dec. 18** Acquired Vince Carter, Marcin Gortat, Mickael Pietrus, a 2011 1st rd. pick and cash considerations from Orlando for Jason Richardson, Hedo Turkoglu and Earl Clark.
- Dec. 21** Waived Earl Barron.
- Jan. 2** Assigned Garret Siler to Iowa of the NBA D-League. He was recalled on Jan. 9.
- Jan. 9** Signed Zabian Dowdell to 10-day contract.
- Jan. 26** Re-signed Zabian Dowdell to 2nd 10-day contract.
- Feb. 6** Signed Zabian Dowdell for the remainder of the season.
- Feb. 24** Acquired Aaron Brooks from Houston in exchange for Goran Dragic and a protected 2011 1st rd. pick.
- June 14** Mickael Pietrus exercised the player option on his contract for the 2011-12 season.
- June 23** Suns and Vince Carter agreed to modify the date on which Carter's contract became fully guaranteed, changing it to the start of NBA free agency for the 2011-12 season.
- June 23** Extended a qualifying offer to restricted free agent guard Aaron Brooks.
- June 23** Selected Markieff Morris with the 13th overall pick in the 2011 NBA Draft.

2011-12

- July 1** NBA commences lockout.
- July 7** The NBA and the Suns announced the Bakersfield Jam as the Suns' NBA Development League affiliate.
- July 14** Former Houston Rockets assistant Elston Turner named an assistant coach.
- Oct. 11** Named former Henkel President and CEO Brad Casper President of Business Operations.
- Dec. 8** NBA lockout officially ends.
- Dec. 10** Opened training camp; waived Gani Lawal and Vince Carter.
- Dec. 10** Signed Shannon Brown to a one-year contract.
- Dec. 11** Signed Jeremy Hazell and Dwight Buycks.
- Dec. 11** Re-signed free agent Grant Hill and signed free agent Sebastian Telfair.
- Dec. 11** Signed 1st rd. pick Markieff Morris.
- Dec. 13** Signed Ronnie Price and Marcus Landry; waived Zabian Dowdell.
- Dec. 19** Waived Jeremy Hazell, Dwight Buycks and Mickael Pietrus.
- Dec. 23** Waived Marcus Landry.
- Dec. 29** Signed Michael Redd for the 2011-12 season.
- Jan. 2** Waived Garret Siler.

- March 2** Added Lindsey Hunter to scouting staff.
- June 28** Selected Kendall Marshall with the 13th overall pick in the 2012 NBA Draft.
- June 28** Extended qualifying offers to restricted free agents Aaron Brooks and Robin Lopez.

2012-13

- July 7** Withdrew qualifying offer to restricted free agent Aaron Brooks, making him an unrestricted free agent.
- July 11** Completed a sign-and-trade deal with the L.A. Lakers that sent Steve Nash to the Lakers in exchange for two future 1st rd. picks, two future 2nd rd. picks and cash.
- July 11** Signed restricted free agent Eric Gordon to an offer sheet.
- July 14** New Orleans Hornets matched the Suns' offer sheet to Eric Gordon, retaining him.
- July 15** Submitted winning bid for Luis Scola, who had been annested by Houston.
- July 15** Annested the contract of Josh Childress.
- July 16** Signed 1st rd. pick Kendall Marshall.
- July 19** Signed free agent Goran Dragic to a multi-year contract.
- July 20** Signed Michael Beasley to a multi-year free agent contract.
- July 25** Re-signed Shannon Brown to a multi-year deal.
- July 26** Chief Operating Officer Jason Rowley promoted to President of Business Operations, replacing Brad Casper who stepped down.
- July 27** Acquired Wesley Johnson, a protected 2013 1st rd. draft pick from Minnesota and the contracts of Brad Miller and Jerome Dyson from New Orleans in a three-team, sign-and-trade deal; the Suns sent restricted free agent Robin Lopez, Hakim Warrick and cash to the Hornets, and a 2014 2nd rd. draft pick (acquired from the L.A. Lakers) to the Timberwolves.
- Aug. 1** Signed free agent P.J. Tucker.
- Aug. 15** Signed free agent Jermaine O'Neal.
- Aug. 15** Waived Brad Miller and Jerome Dyson.
- Sept. 20** Announced Channing Frye would be sidelined indefinitely after he was discovered to have a dilated cardiomyopathy due to a virus.
- Oct. 1** Signed Ike Diogu, Diante Garrett, Othys Jeffers, Solomon Jones and Luke Zeller.
- Oct. 4** Added Ralph Sampson (assistant coordinator) and Sean Rooks (support staff) to the Player Development Program.
- Oct. 15** Waived Othys Jeffers.
- Oct. 24** Waived Ike Diogu and Solomon Jones.
- Oct. 25** Exercised 2013-14 option on Markieff Morris.
- Nov. 29** Assigned Kendall Marshall to Bakersfield of the NBA D-League; he was recalled on Dec. 21.
- Jan. 10** Assigned Diante Garrett to Bakersfield of the NBA D-League; he was recalled on Jan. 28.
- Jan. 18** Mutually agree to part ways with head coach Alvin Gentry.
- Jan. 20** Named Lindsey Hunter interim head coach.
- Jan. 22** Hired Dan Panaggio as an assistant coach.
- Feb. 21** Acquired Marcus Morris from Houston in exchange for a 2nd rd. draft pick.
- Feb. 21** Acquired Hamed Haddadi and a 2nd rd. pick from Toronto for Sebastian Telfair.

- Feb. 21** Waived Luke Zeller.
- April 2** Agreed to new two-year contract with President of Basketball Operations Lon Babby.
- April 6** Assigned Diante Garrett to Bakersfield of the D-League; he was recalled on April 7.
- April 11** Assigned Diante Garrett to Bakersfield of the D-League; he was recalled on April 15.
- April 22** Announced Lance Blanks would no longer serve as general manager.
- May 7** Named former Boston Celtics assistant general manager Ryan McDonough as general manager.
- May 28** Hired former All-Star guard Jeff Hornacek as the 16th head coach in franchise history.
- June 6** Announced that Pat Connelly and Trevor Bukstein had each been named assistant general manager, that Ronnie Lester had been named a scout and that Emilio Kovacic had been named an international scouting consultant.
- June 25** Announced the hirings of Jerry Sichting, Mike Longabardi, Kenny Gattison and Mark West as assistant coaches; Announced additions of Irving Roland as a player development coach and Scott Vaughan as advance scout.
- June 27** Selected Alex Len with the fifth overall pick in the 2013 NBA Draft; Acquired the draft rights to Archie Goodwin (29th overall pick) and Malcolm Lee from Golden State in exchange for Nemanja Nedovic, whom the Suns selected with the 30th overall pick; Selected Missouri forward Alex Oriakhi with the 57th overall pick.
- June 29** Waived Hamed Haddadi.

2013-14

- July 10** Acquired Eric Bledsoe and Caron Butler from the L.A. Clippers in a three-team trade also involving Milwaukee; the Suns sent Jared Dudley to L.A. and a 2nd rd. pick to Milwaukee; L.A. received J.J. Redick in a sign-and-trade from Milwaukee in exchange for a 2nd rd. pick.
- July 12** Signed 1st rd. pick Archie Goodwin.
- July 27** Acquired Gerald Green, Miles Plumlee and a lottery-protected 1st rd. pick from Indiana in exchange for Luis Scola.
- Aug. 29** Acquired Slava Kravtsov and Ish Smith from Milwaukee in exchange for Caron Butler.
- Aug. 29** Signed 1st rd. pick Alex Len.
- Sept. 3** Waived Michael Beasley.
- Sept. 13** Signed Dionte Christmas.
- Sept. 28** Signed James Nunnally.
- Oct. 24** Waived James Nunnally.
- Oct. 25** Acquired Emeka Okafor and a protected 2014 1st rd. pick from Washington for Shannon Brown, Marcin Gortat, Malcolm Lee and Kendall Marshall.
- Oct. 26** Exercised 2014-15 options on Marcus Morris, Markieff Morris and Miles Plumlee.
- Jan. 8** Signed Leandro Barbosa to 10-day contract.
- Jan. 18** Re-signed Leandro Barbosa to 2nd 10-day contract.
- Jan. 23** Assigned Archie Goodwin to Bakersfield of the NBA D-League; he was recalled on Jan. 26.
- Jan. 28** Signed Leandro Barbosa for remainder of the season.
- Feb. 5** Assigned Archie Goodwin to Bakersfield of the NBA D-League; he was recalled on Feb. 9.

- Mar. 1** Signed Shavlik Randolph for remainder of season and waived Slava Kravtsov.
- May 13** Entered into single-affiliation relationship with the Bakersfield Jam of the NBA D-League.
- June 26** Selected four players in 2014 NBA Draft: T.J. Warren (14th overall), Tyler Ennis (18th), Bogdan Bogdanovic (27th) and Alec Brown (50th).
- June 27** Extended qualifying offers to restricted free agents Eric Bledsoe and P.J. Tucker.

2014-15

- July 12** Acquired Isaiah Thomas from Sacramento in sign-and-trade for the rights to Alex Oriakhi.
- July 15** Waived Ish Smith.
- July 21** Signed free agent Anthony Tolliver.
- July 23** Re-signed restricted free agent P.J. Tucker to multi-year contract.
- July 24** Waived Dionte Christmas.
- Aug. 8** Signed 1st rd. picks T.J. Warren and Tyler Ennis.
- Sept. 24** Re-signed restricted free agent Eric Bledsoe to multi-year contract.
- Sept. 26** Signed Earl Barron, Joe Jackson, Casey Prather and Jamil Wilson.
- Sept. 29** Signed Marcus and Markieff Morris to multi-year contract extensions.
- Sept. 29** Signed Zoran Dragic.
- Oct. 14** Waived Joe Jackson, Casey Prather and Jamil Wilson.
- Oct. 25** Waived Earl Barron.
- Oct. 27** Exercised 2015-16 options on Archie Goodwin, Alex Len and Miles Plumlee.
- Nov. 13** Assigned Tyler Ennis and T.J. Warren to Bakersfield of the NBA D-League; both were recalled on Nov. 17.
- Dec. 2** Announced US Airways Center would take on new name of Talking Stick Resort Arena, beginning with the 2015-16 season.
- Dec. 24** Acquired Tony Mitchell from Detroit for Anthony Tolliver.
- Dec. 25** Assigned Tyler Ennis, Archie Goodwin and T.J. Warren to Bakersfield of the NBA D-League; all three were recalled on Dec. 31.
- Jan. 9** Waived Tony Mitchell.
- Jan. 9** Acquired Brandon Wright from Boston for a protected 2015 1st rd. pick via Minnesota.
- Jan. 14** Assigned Archie Goodwin to Bakersfield of the NBA D-League; he was recalled on Jan. 20.
- Jan. 15** Acquired Reggie Bullock from L.A. Clippers in three-team trade, sending Shavlik Randolph to Boston; Boston received Chris Douglas-Roberts and a future 2nd rd. pick from L.A.; L.A. received Austin Rivers from Boston.
- Jan. 22** Assigned Tyler Ennis and T.J. Warren to Bakersfield of the NBA D-League; both were recalled on Jan. 25.
- Jan. 29** Assigned Reggie Bullock and Archie Goodwin to Bakersfield of the NBA D-League; both were recalled on Feb. 1.
- Feb. 4** Assigned Tyler Ennis and T.J. Warren to Bakersfield of the NBA D-League; both were recalled on Feb. 7.
- Feb. 7** Assigned Reggie Bullock and Archie Goodwin to Bakersfield of the NBA D-League; both were recalled on Feb. 11.

- Feb. 19** Acquired two future 1st rd. picks and Danny Granger from Miami in three-team trade, sending Goran and Zoran Dragic to Miami; also acquired John Salmons from New Orleans; New Orleans received Norris Cole, Justin Hamilton and Shawne Williams from Miami.
- Feb. 19** Acquired Brandon Knight and Kendall Marshall from Milwaukee in three-team trade, sending a future 1st rd. pick via L.A. Lakers to Philadelphia and Tyler Ennis and Miles Plumlee to Milwaukee; Milwaukee received Michael Carter-Williams from Philadelphia.
- Feb. 19** Acquired a 2016 1st rd. pick via Cleveland and Marcus Thornton from Boston in three-team trade, sending Isaiah Thomas to Boston; Boston received Gigi Datome and Jonas Jerebko from Detroit; Detroit received Tayshaun Prince from Boston.
- Feb. 21** Waived Kendall Marshall and John Salmons.
- Feb. 21** Signed Earl Barron to 10-day contract.
- March 3** Re-signed Earl Barron to 2nd 10-day contract.
- March 11** Signed Seth Curry to 10-day contract.
- March 13** Re-signed Earl Barron for remainder of season.
- March 21** Signed A.J. Price to 10-day contract.
- April 1** Signed Jerel McNeal to 10-day contract.
- April 11** Signed Jerel McNeal to multi-year contract.
- June 10** Announced that effective Aug. 1, Lon Babby would transition to Senior Advisor.
- June 17** Player option for 2015-16 exercised by Danny Granger.
- June 25** Selected Devin Booker (13th overall) in the 2015 NBA Draft; Acquired Jon Leuer from Memphis in exchange for the rights to Andrew Harrison (44th overall).

2015-16

- July 9** Acquired a future 2nd rd. pick from Detroit for Marcus Morris, Danny Granger and Reggie Bullock.
- July 9** Signed free agent Tyson Chandler.
- July 13** Signed 1st rd. pick Devin Booker.
- July 17** Signed free agents Mirza Teletovic, Sonny Weems and Ronnie Price; waived Jerel McNeal.
- July 17** Re-signed Brandon Knight to multi-year contract.
- July 30** Announced basketball staff changes, adding Nate Bjorkgren as assistant coach/player development coordinator, Earl Watson as assistant coach and Jason Fraser as player development assistant; promoted Corey Gaines to assistant coach and return of Mark West to the front office as vice president of player relations; promoted Bubba Burrage to director of player personnel as he remains general manager of the Bakersfield Jam; added Courtney Witte as director of scouting and Antonio Williams as scout.

- Sept. 16** Signed Deonte Burton, Kyle Casey, Cory Jefferson, Henry Sims and Terrico White.
- Oct. 6** Waived Deonte Burton.
- Oct. 15** Waived Kyle Casey and Terrico White.
- Oct. 24** Waived Henry Sims.
- Oct. 26** Exercised 2016-17 options on Archie Goodwin, Alex Len and T.J. Warren.
- Nov. 25** Signed Tucson native Bryce Cotton.
- Dec. 24** Suspended Markieff Morris two games for conduct detrimental to the team.
- Dec. 28** Announced coaching staff changes, promoting Earl Watson and Nate Bjorkgren to the front of the bench while relieving Jerry Sichting and Mike Longabardi of their duties.
- Jan. 7** Waived Bryce Cotton and Cory Jefferson.
- Jan. 8** Signed Lorenzo Brown to 10-day contract.
- Jan. 18** Re-signed Lorenzo Brown to 2nd 10-day contract.
- Jan. 21** Signed Cory Jefferson to 10-day contract.
- Jan. 29** Signed Jordan McRae to 10-day contract.
- Feb. 1** Relieved Jeff Hornacek of his duties as head coach and named assistant coach Earl Watson interim head coach.
- Feb. 2** Added Bob Hill as an assistant coach.
- Feb. 5** Signed Orlando Johnson to 10-day contract.
- Feb. 8** Re-signed Jordan McRae to 2nd 10-day contract.
- Feb. 11** Assigned Jordan McRae to Bakersfield of the NBA D-League; recalled on Feb. 16.
- Feb. 18** Acquired a 1st rd. pick, DeJuan Blair and Kris Humphries from Washington for Markieff Morris.
- Feb. 20** Signed Phil Pressey to 10-day contract.
- Feb. 22** Waived DeJuan Blair.
- Feb. 24** Claimed John Jenkins off waivers.
- Feb. 28** Waived Kris Humphries.
- March 1** Re-signed Phil Pressey to 2nd 10-day contract.
- March 5** Waived Sonny Weems.
- March 8** Signed Chase Budinger; Signed Phoenix native Alan Williams to 10-day contract.
- March 18** Re-signed Alan Williams to multiyear contract.
- April 12** Announced the team acquired the Bakersfield Jam of the D-League and would relocate the team to Prescott Valley to begin playing as the Northern Arizona Suns in the 2016-17 season.
- April 19** Reached an agreement with interim head coach Earl Watson to retain him as head coach.
- June 23** Added Dragan Bender (4th overall), Marquese Chriss (8th overall) and Tyler Ulis (34th) in the 2016 NBA Draft; selected Bender and Ulis with own picks; acquired Chriss from Sacramento in exchange for Georgios Papagiannis (13th overall), Skal Labissiere (28th overall), a future second-round pick and the rights to Bogdan Bogdanovic.

2016-17

- July 7** Signed draft picks Dragan Bender, Marquese Chriss and Tyler Ulis.
- July 8** Signed Jared Dudley.
- July 19** Signed Leandro Barbosa.
- July 27** Announced Earl Watson's coaching staff, naming Jay Triano associate head coach, Tyrone Corbin and Nate Bjorkgren assistant coaches, Marlon Garnett assistant coach/player development coordinator, Scott Duncan and Jason Fraser player development coaches; also announced Chris Darnell as video coordinator, Jason Tilton and Julian Mills as assistant video coordinators and Quinton Sawyer as assistant athletic trainer/sports science coordinator.
- Sept. 13** Announced additions of Mehmet Okur as player development coach and Jason Hervey as advance scout.
- Sept. 25** Signed Gracin Bakumanya, Derek Cooke Jr., Shaquille Harrison and Derrick Jones Jr.
- Oct. 10** Waived Gracin Bakumanya, Derek Cooke Jr. and Shaquille Harrison.
- Oct. 24** Waived Archie Goodwin.
- Oct. 24** Exercised 2017-18 options on Devin Booker and T.J. Warren.
- Nov. 3** Assigned Derrick Jones Jr. to Northern Arizona of the NBA D-League; recalled on Nov. 19.
- Nov. 25** Assigned Derrick Jones Jr. to Northern Arizona of the NBA D-League; recalled on Dec. 15.
- Dec. 14** Assigned Tyler Ulis and Alan Williams to Northern Arizona of the NBA D-League; both recalled on Dec. 15.
- Dec. 23** Assigned Derrick Jones Jr. to Northern Arizona of the NBA D-League; recalled on Dec. 31.
- Jan. 4** Assigned Derrick Jones Jr. to Northern Arizona of the NBA D-League; recalled on Jan. 7.
- Jan. 6** Waived John Jenkins.
- Jan. 9** Assigned Derrick Jones Jr. to Northern Arizona of the NBA D-League; recalled on Jan. 21.
- Jan. 27** Signed Ronnie Price to 10-day contract.
- Feb. 6** Signed Ronnie Price to 2nd 10-day contract.
- Feb. 22** Assigned Derrick Jones Jr. to Northern Arizona of the NBA D-League; recalled on Feb. 23.
- Feb. 23** Acquired Mike Scott, the rights to Cenk Akyol and cash considerations from Atlanta for a protected 2017 2nd rd. pick.
- Feb. 23** Acquired 2nd rd. picks in 2017 and 2018, cash considerations and Jared Sullinger from Toronto for P.J. Tucker.
- Feb. 24** Signed Ronnie Price for remainder of the season.
- Feb. 24** Waived Mike Scott and Jared Sullinger.
- March 19** Signed Jarell Eddie to 10-day contract.
- March 29** Signed Jarell Eddie to 2nd 10-day contract.
- April 9** Signed Elijah Millsap to multiyear contract.
- June 22** Selected Josh Jackson (4th overall), Davon Reed (32nd overall) and Alec Peters (54th overall) in the 2017 NBA Draft.
- July 3** Waived Leandro Barbosa.
- July 3** Signed 1st rd. pick Josh Jackson.
- July 3** Signed Mike James to two-way contract.
- July 6** Signed 2nd rd. pick Davon Reed.
- July 19** Announced multiyear extension with General Manager Ryan McDonough and addition of James Jones as Vice President of Basketball Operations.
- July 26** Re-signed Alan Williams to multiyear contract.
- Aug. 14** Named Jeff Fish director of performance and head strength and conditioning coach.
- Sept. 18** Signed 2nd rd. pick Alec Peters to two-way contract.

Refer to 2017-18 Season Review for 2017-18 transactions

Suns Draft Résumé

1968 Expansion Draft – May 6

Player	Team Acquired From
John Barnhill	San Diego
Emmette Bryant	New York
Gail Goodrich	Los Angeles
Dennis Hamilton	Los Angeles
Neil Johnson	New York
David Lattin	San Francisco
Paul Long	Detroit
Stan McKenzie	Baltimore
McCoy McLemore	Chicago
Bill Melchionni	Philadelphia
Dave Schellhase	Chicago
Dick Snyder	Atlanta
Craig Spitzer	Chicago
Eugene Tormohlen	Atlanta
Dick Van Arsdale	New York
Roland West	Baltimore
John Wetzel	Los Angeles
George Wilson	Seattle

1968 NBA Draft – June 4

Player	From	Rd.	Pick
1. Gary Gregor	South Carolina	1	8
2. Dick Cunningham	Murray State	2	21
3. Art Beatty	American	3	36
4. Rich Jones	Memphis State	4	50
5. Harry Hollines	Denver	5	64
6. Rodney Knowles	Davidson	6	77
7. Charles Parkes	Idaho State	7	92
8. Brian Clare	Denver	8	105
9. Merv Jackson	Utah	9	120
10. Lee Davis	N. Carolina Coll.	10	133
11. Ron Boone	Idaho State	11	147
12. Bill Davis	Arizona	12	160

1969 NBA Draft – April 7

Player	From	Rd.	Pick
1. Neal Walk	Florida	1	2
2. Gene Williams	Kansas State	2	23
3. Floyd Kerr	Colorado State	3	30
4. Lamar Green	Morehead State	3	33
5. Lloyd Kerr	Colorado State	3	39
6. Dennis Stewart	Michigan	4	44
7. Rich Jones	Michigan	5	58
8. Dan Sadlier	Dayton	6	72
9. Bill Sweek	UCLA	7	86
10. Bob Edwards	Arizona State	8	100
11. Steve Jennings	USC	9	114
12. Rick Abramson	Oregon	10	128
13. Fred Lind	Duke	11	142
14. Bob Miller	Toledo	12	156
15. Andy White	UTEP	13	169
16. Marv Schmidt	W. New Mexico	14	180

1970 NBA Draft – May 23

Player	From	Rd.	Pick
1. Greg Howard	New Mexico	1	10
2. Fred Taylor	Pan American	2	27
3. Joe DePre	St. John's	2	29
4. Greg McDivitt	Ohio	3	44
5. Vann Williford	N. C. State	3	48
6. Bob Lienhard	Georgia	4	61
7. John Canine	Ohio	5	78
8. Joe Thomas	Marquette	6	95
9. Heyward Dotson	Columbia	7	112
10. Steve Patterson	UCLA	8	129
11. Carl Ashley	Wyoming	9	146
12. G. Schreuer	Arizona State	10	163
13. Jim Walls	Clark College	11	178
14. Ric Cobb	Marquette	12	190
15. Fred Carpenter	Hawaii	13	200
16. Chad Calabria	Iowa	14	210
17. Walt Williams	Miami (Ohio)	15	219

1971 NBA Draft – May 29

Player	From	Rd.	Pick
1. John Roche	South Carolina	1	14
2. Dennis Layton	USC	3	48
3. Walt Szczerbiak	G. Washington	4	65
4. Ken Gardner	Utah	5	82
5. Bob Kissane	Holy Cross	5	84
6. William Graham	Kentucky State	6	99
7. Ralph Brateris	Trenton State	7	116
8. Vernell Ellzy	Florida State	8	133
9. Mike Johnson	Kansas State	9	149
10. Tom Newell	Hawaii	10	165
11. Paul Leitz	W. Carolina	11	179
12. Floyd Mason	Alcorn A&M	12	192
13. Ron Dorsey	Tennessee State	13	204
14. Ken Booker	UCLA	14	213
15. Curtis Carter	Bishop College	15	222

1972 NBA Draft – April 10

Player	From	Rd.	Pick
1. Corky Calhoun	Pennsylvania	1	4
2. Scott English	UTEP	3	33
3. Don Buse	Evansville	3	34
4. Claude Terry	Stanford	3	42
5. Matt Gantt	St. Bonaventure	4	59
6. Wardell Dyson	Shaw College	5	75
7. Charles Edge	Le Moyne	6	92
8. Bernie Fryer	Brigham Young	7	109
9. Russell Golden	Jackson State	8	125
10. Bill Kennedy	Arizona State	9	140
11. Al Vilchek	Louisville	10	153
12. John Belcher	Arkansas State	11	164
13. Mark Soderberg	Utah	12	172
14. Kelly Utley	Shaw College	13	179
15. Ray Golson	West Texas State	14	186

1973 NBA Draft – April 23

Player	From	Rd.	Pick
1. Mike Bantom	St. Joseph's	1	8
2. Gary Melchionni	Duke	2	38
3. Joe Reaves	Bethel	3	42
4. Steve Mitchell	Kansas State	3	43
5. Ron Robinson	Memphis State	4	60
6. Clinton Harris	Iowa State	5	77
7. Gene Doyle	Holy Cross	6	94
8. Jerry Bisbano	SW Louisiana	7	111
9. Jim Owens	Arizona State	8	128
10. Sandy Smith	Winston-Salem	9	144
11. Claude White	Elmhurst College	10	158
12. Lynn Greer	Virginia St. Coll.	11	170
13. Lyman Williamson	Samford College	12	179
14. Kalevi Sarkalahti	Brigham Young	13	186

1974 NBA Draft – May 8

Player	From	Rd.	Pick
1. John Shumate	Notre Dame	1	4
2. Fred Saunders	Syracuse	2	31
3. George Gervin	Eastern Michigan	3	40
4. Earl Williams	Winston-Salem	3	49
5. Randy Allen	Indiana (Pa.)	4	58
6. Ralph Bobik	Creighton	5	76
7. Collis Temple	LSU	6	94
8. Clyde Dickey	Boise State	7	112
9. Tom Holland	Oklahoma	8	130
10. Ted Evans	Oklahoma	9	148
11. Mark Wasley	Arizona State	10	165

1975 NBA Draft – May 9

Player	From	Rd.	Pick
1. Alvan Adams	Oklahoma	1	4
2. Ricky Sobers	UNLV	1	16
3. Allen Murphy	Louisville	2	35
4. Jimmy D. Connor	Kentucky	2	36
5. Bayard Forrest	Grand Canyon	3	54
6. Sam McCants	Oral Roberts	4	58
7. Joe Pace	Coppin State	5	76
8. Biff Burrell	USC	6	94
9. Dave Edmunds	West Georgia	7	112
10. Jack Schrader	Arizona State	8	130
11. Owen Brown	Maryland	9	147
12. Mike Moon	Arizona State	10	163

1976 NBA Draft – June 8

Player	From	Rd.	Pick
1. Ron Lee	Oregon	1	10
2. Al Fleming	Arizona	2	30
3. Butch Feher	Vanderbilt	2	33
4. Ira Terrell	Southern Methodist	3	45
5. Paul Miller	Oregon State	4	62
6. Ralph Walker	St. Mary's (Calif.)	5	79
7. Carl Brown	Eastern Kentucky	6	97
8. Brad Warble	Eastern Illinois	7	115
9. Tom DeBerry	Northern Arizona	8	133
10. John Irving	Hofstra	9	151
11. Gary Jackson	Arizona State	10	169

1977 NBA Draft – June 10

Player	From	Rd.	Pick
1. Walter Davis	North Carolina	1	5
2. Mike Bratz	Stanford	3	66
3. Greg Griffin	Idaho State	4	71
4. Cecil Rellford	St. John's	5	93
5. Billy McKinney	Northwestern	6	115
6. Alvin Scott	Oral Roberts	7	137
7. Alvin Joseph	Cal Riverside	8	159

1978 NBA Draft – June 9

Player	From	Rd.	Pick
1. Marty Byrnes	Syracuse	1	19
2. Joel Kramer	San Diego State	3	63
3. Bob Miller	Cincinnati	4	85
4. Wayne Smith	Cal-Irvine	4	88
5. Andre Wakefield	Loyola (ILL.)	5	107
6. Charles Thompson	Houston	6	128
7. Steve Malovic	San Diego State	7	149
8. George Fowler	Pacific	8	167
9. Nate Stokes	Grand Canyon	9	184
10. Lewis Cohen	Cal.-Poly (SLO)	10	209

1979 NBA Draft – June 25

Player	From	Rd.	Pick
1. Kyle Macy	Kentucky	1	22
2. Johnny High	Nevada-Reno	2	24
3. Al Green	LSU	3	64
4. Malcomb Cesare	Florida	4	86
5. Mark Eaton	Cypress J.C.	5	107
6. Dale Shackelford	Syracuse	6	127
7. Ollie Matson	Pepperdine	7	148
8. Charley Jones	Albany State	8	177
9. Hosea Champine	Robert Morris	9	196
10. Korky Nelson	Santa Clara	10	215

1980 NBA Draft – June 10

Player	From	Rd.	Pick
1. Kimberly Belton	Stanford	2	42
2. John Campbell	Clemson	3	59
3. Doug True	Cal-Berkley	3	65
4. Leroy Stampley	Loyola (ILL.)	4	88
5. Mark Stevens	Northern Arizona	5	111
6. Coby Leavitt	Utah	6	134
7. Ron Williams	Western Montana	7	157
8. Jim Connolly	La Salle	8	179
9. Keith French	North Park	9	200
10. Randy Carroll	Kansas	10	220

1981 NBA Draft – June 9

Player	From	Rd.	Pick
1. Larry Nance	Clemson	1	20
2. Sam Clancy	Pittsburgh	3	62
3. Craig Dykema	Long Beach State	3	66
4. Paul Heuerman	Michigan	5	112
5. Pete Harris	Northeastern	6	135
6. David Williams	Southern	7	158
7. Steve Risley	Indiana	8	180
8. Brian Johnson	Colorado	9	200
9. Felton Sealey	Oregon	10	220

1982 NBA Draft – June 29

Player	From	Rd.	Pick
1. David Thirdkill	Bradley	1	15
2. Kevin Magee	Cal-Irvine	2	39
3. Charles Pittman	Maryland	3	61
4. Rory White	South Alabama	4	86
5. Marvin McCrary	Missouri	5	108
6. Jake Bethany	Hardin-Simmons	6	130
7. Phil Ward	UNC-Charlotte	7	155
8. Rick Elrod	Georgetown (Ky.)	8	177
9. Ken Lyles	Washington	9	199
10. Dale Wilkinson	Idaho State	10	221

1983 NBA Draft – June 28

Player	From	Rd.	Pick
1. Rod Foster	UCLA	2	28
2. Paul Williams	Arizona State	2	45
3. Dereck Whittenburg	N.C. State	3	51
4. Sam Mosley	Nevada-Reno	4	89
5. Rick Lamb	Illinois State	5	113
6. Edward Bona	Fordham	6	135
7. Fred Brown	Virginia Comm.	7	159
8. Mike Mulquin	Villanova	8	181
9. Joe Dykstra	Western Illinois	9	204
10. Bo Overton	Oklahoma	10	225

1984 NBA Draft – June 19

Player	From	Rd.	Pick
1. Jay Humphries	Colorado	1	13
2. Charles Jones	Louisville	2	36
3. Murray Jarman	Clemson	3	59
4. Jeff Collins	UNLV	4	82
5. Bill Flye	Richmond	5	105
6. Herman Veal	Maryland	6	128
7. Raymond Crenshaw	Oklahoma State	7	151
8. Mark Fothergill	Maryland	8	174
9. Buddy Cox	Bellarmine	9	196
10. Ezra Hill, Jr.	Liberty Baptist	10	218

1985 NBA Draft – June 18

Player	From	Rd.	Pick
1. Ed Pinckney	Villanova	1	10
2. Nick Vanos	Santa Clara	2	32
3. Jerry Everett	Lamar	3	56
4. Granger Hall	Temple	4	78
5. Shawn Campbell	Weber State	5	102
6. Charles Rayne	Temple	6	124
7. Georgi Glouchkov	Bulgarian Nat'l Team	7	148

1986 NBA Draft – June 17

Player	From	Rd.	Pick
1. William Bedford	Memphis State	1	6
2. Joe Ward	Georgia	2	31
3. Rafael Addison	Syracuse	2	39
4. Jeff Hornacek	Iowa State	2	46
5. Kenny Gattison	Old Dominion	3	55
6. Grant Gondrezick	Pepperdine	4	77
7. Greg Spurling	Carson-Newman	5	101
8. Jim McCaffrey	Holy Cross	6	123
9. Damon Goodwin	Dayton	7	147

1987 NBA Draft – June 22

Player	From	Rd.	Pick
1. Armon Gilliam	UNLV	1	2
2. Bruce Dalrymple	Georgia Tech	2	46
3. Winston Crite	Texas A & M	3	53
4. Steve Beck	ASU	4	76
5. Brent Counts	Pacific	5	99
6. Marcel Boyce	Akron	6	122
7. Ron Singleton	Grand Canyon	7	145

1988 NBA Draft – June 28

Player	From	Rd.	Pick
1. Tim Perry	Temple	1	7
2. Dan Majerle	Central Michigan	1	14
3. Andrew Lang	Arkansas	2	28
4. Dean Garrett	Indiana	2	38
5. Steve Kerr	Arizona	2	50
6. Rodney Johns	Grand Canyon	3	55

1989 NBA Draft – June 27

Player	From	Rd.	Pick
1. Anthony Cook	Arizona	1	24*
2. Ricky Blanton	LSU	2	46
3. Mike Morrison	Loyola-Marymount	2	51
4. Greg Grant	Trenton State	2	52

*Traded to Detroit for Kenny Battle and Micheal Williams

1990 NBA Draft – June 27

Player	From	Rd.	Pick
1. Jayson Williams	St. John's	1	21
2. Negele Knight	Dayton	2	31
3. Cedric Ceballos	Cal-Fullerton	2	48
4. Milous Babic	Tennessee Tech	2	50*

*Traded to Cleveland for Stefano Rusconi

1991 NBA Draft – June 26

Player	From	Rd.	Pick
1. Chad Gallagher	Creighton	2	32
2. Richard Dumas	Oklahoma State	2	46
3. Joey Wright	Texas	2	50

1992 NBA Draft – June 24

Player	From	Rd.	Pick
1. Oliver Miller	Arkansas	1	22
2. Brian Davis	Duke	2	48
3. Ron Ellis	Louisiana Tech	2	49

1993 NBA Draft – June 30

Player	From	Rd.	Pick
1. Malcom Mackey	Georgia Tech	1	27
2. Mark Buford	Miss. Valley State	2	49
3. Byron Wilson	Utah	2	54

1994 NBA Draft – June 29

Player	From	Rd.	Pick
1. Wesley Person	Auburn	1	23
2. Antonio Lang	Duke	2	29
3. Charles Claxton	Georgia	2	50
4. Anthony Goldwire	Houston	2	52

1995 NBA Draft – June 28

Player	From	Rd.	Pick
1. Michael Finley	Wisconsin	1	21
2. Mario Bennett	Arizona State	1	27
3. Chris Carr	Southern Illinois	2	56

1996 NBA Draft – June 26

Player	From	Rd.	Pick
1. Steve Nash	Santa Clara	1	15
2. Russ Millard	Iowa	2	39
3. Ben Davis	Arizona	2	43

1997 NBA Draft – June 25

Player	From	Rd.	Pick
1. Stephen Jackson	Oak Hill H.S.	2	42

1998 NBA Draft – June 24

No Pick

*Acquired Pat Garrity (from Dallas) and Toby Bailey (from L.A. Lakers) in draft-day trades

1999 NBA Draft – June 30

Player	From	Rd.	Pick
1. Shawn Marion	UNLV	1	9

2000 NBA Draft – June 28

Player	From	Rd.	Pick
1. Jake Tsakalidis	AEK (Greece)	1	25

2001 NBA Draft – June 27

Player	From	Rd.	Pick
1. Alton Ford	Houston	2	51

2002 NBA Draft – June 26

Player	From	Rd.	Pick
1. Amaré Stoudemire	Cypress Creek H.S.	1	9
2. Casey Jacobsen	Stanford	1	22

2003 NBA Draft – June 26

Player	From	Rd.	Pick
1. Zarko Cabarkapa	Buducnost (Serbia)	1	17

*Acquired the draft rights to Leandro Barbosa (28th pick overall) from San Antonio for a future protected 1st rd. pick

2004 NBA Draft – June 24

Player	From	Rd. Pick
1. Luol Deng	Duke	1 7*

*Traded to Chicago for future 1st rd. pick, the draft rights to Jackson Vroman (31st pick overall) and cash

2005 NBA Draft – June 28

Player	From	Rd. Pick
1. Nate Robinson	Washington	1 21*
2. Marcin Gortat	Rhein (Germany)	2 57#

*Traded to New York with Quentin Richardson for Kurt Thomas and the draft rights to Dijon Thompson (54th pick overall)

#Traded to Orlando for future considerations

2006 NBA Draft – June 28

Player	From	Rd. Pick
1. Rajon Rondo	Kentucky	1 21*
2. Sergio Rodriguez	Adecco Madrid (Spain)	1 27#

*Traded to Boston with Brian Grant for a lottery-protected 1st rd. pick (via Cleveland)

#Traded to Portland for cash considerations

2007 NBA Draft – June 28

Player	From	Rd. Pick
1. Rudy Fernandez	Jovenut Badalona (Spain)	1 24*
2. Alando Tucker	Wisconsin	1 29
3. D.J. Strawberry	Maryland	2 59

*Traded to Portland with James Jones for cash considerations

2008 NBA Draft – June 26

Player	From	Rd. Pick
1. Robin Lopez	Stanford	1 15
2. Malik Hairston	Oregon	2 48*

*Traded to San Antonio with 2009 second-round pick (obtained from Golden State) and cash considerations for draft rights to Goran Dragic (45th pick overall)

2009 NBA Draft – June 26

Player	From	Rd. Pick
1. Earl Clark	Louisville	1 14
2. Taylor Griffin	Oklahoma	2 48
3. Emir Predzic	Fenerbahce Ulker (Turkey)	2 57*

*Traded to Cleveland for cash considerations

2010 NBA Draft – June 24

Player	From	Rd. Pick
1. Gani Lawal	Georgia Tech	2 46
2. Dwayne Collins	Miami (FL)	2 60

2011 NBA Draft – June 23

Player	From	Rd. Pick
1. Markieff Morris	Kansas	1 13

2012 NBA Draft – June 28

Player	From	Rd. Pick
1. Kendall Marshall	North Carolina	1 13

2013 NBA Draft – June 27

Player	From	Rd. Pick
1. Alex Len	Maryland	1 5
2. Nemanja Nedovic	Lietuvos Rytas (Lithuania)	1 30*
3. Alex Oriakhi	Missouri	2 57

*Traded to Golden State for the draft rights to Archie Goodwin (29th pick overall) and Malcolm Lee

2014 NBA Draft – June 26

Player	From	Rd. Pick
1. T.J. Warren	North Carolina State	1 14
2. Tyler Ennis	Syracuse	1 18
3. Bogdan Bogdanovic	Partizan Belgrade (Serbia)	1 27
4. Alec Brown	Wisconsin-Green Bay	2 50

2015 NBA Draft – June 25

Player	From	Rd. Pick
1. Devin Booker	Kentucky	1 13
2. Andrew Harrison	Kentucky	2 44*

*Traded to Memphis for Jon Leuer

2016 NBA Draft – June 23

Player	From	Rd. Pick
1. Dragan Bender	Maccabi Tel Aviv (Croatia)	1 4
2. Georgios Papagiannis	Panathinaikos (Greece)	1 13*
3. Skal Labissiere	Kentucky	1 27*
4. Tyler Ulis	Kentucky	2 34

*Traded to Sacramento with rights to Bogdan Bogdanovic and future 2nd rd. pick (via Detroit) for draft rights to Marquese Chriss (8th pick overall)

2017 NBA Draft – June 22

Player	From	Rd. Pick
1. Josh Jackson	Kansas	1 4
2. Davon Reed	Miami (FL)	2 32
3. Alec Peters	Valparaiso	2 54

2018 NBA Draft – June 21

Player	From	Rd. Pick
1. Deandre Ayton	Arizona	1 1
2. Zhaire Smith	Texas Tech	1 16*
3. Elie Okobo	Pau-Lacq-Orthez (France)	2 31
4. George King	Colorado	2 59

*Traded to Philadelphia with 2021 1st rd. pick (via Miami) for draft rights to Mikal Bridges (10th pick overall)

¡AQUÍ NOMÁS!
La Mejor FM/AM
106.5 / 1400
K SUN

**¡SIGUE TODOS LOS JUEGOS
EN ESPAÑOL EN LA MEJOR!**



[AYTON]

[BOOKER]



PRESENTED BY
CASINO ARIZONA
TALKING STICK RESORT



PLAYOFFS

All-Time Playoff Results

SUNS ALL-TIME PLAYOFF RECORD — 133-141 (.485)

1969-70 (Suns 39-43 Regular Season)

The playoff format in 1970 rewarded the top four teams from both the Western and Eastern Conferences. The first series, known as the semifinals, was a best-of-seven format as were the two following rounds: the conference finals and the NBA Finals.

SEMIFINALS (Lakers 4, Suns 3)

DATE	OPPONENTS	SITE	SUNS-OPP	W-L	SUNS HI PTS	SUNS HI REBS	OPP HI PTS	OPP HI REBS
3/25/70	L.A. Lakers	Los Angeles	112-128	L	Silas 26	Silas 18	Baylor 32	Chamberlain 19
3/29/70	L.A. Lakers	Los Angeles	114-101	W	Hawkins 34	Hawkins 20	West 33	Chamberlain 25
4/2/70	L.A. Lakers	Phoenix	112-98	W	Goodrich 29	Silas 16	West 31	Chamberlain 12
4/4/70	L.A. Lakers	Phoenix	112-102	W	Goodrich 34	Silas 16	Chamberlain 29	Chamberlain 19
4/5/70	L.A. Lakers	Los Angeles	121-138	L	Hawkins 28	Hawkins 19	West 36	Chamberlain 14
4/7/70	L.A. Lakers	Phoenix	93-104	L	Hawkins 24	Silas 21	West 35	Chamberlain 26
4/9/70	L.A. Lakers	Los Angeles	94-129	L	Hawkins 25	Hawkins 15	Chamberlain 30	Chamberlain 27

1975-76 (Suns 42-40 Regular Season)

Beginning with the 1974-75 season, the league was divided into the four divisions and two conferences we know today. Five teams from each conference advanced to the playoffs. The winningest three teams received a bye in the first-round, the remaining two teams played in a best-of-five first-round series. The best-of-seven semifinals pitted the first-place team against the winner of the first-round series and the second and third-place teams against each other, with the winners advancing to the conference finals and the NBA Finals.

This procedure changed slightly prior to the start of the 1976-77 season when additional teams were added to the league. At that time, six teams advanced to the playoffs and each of the division winners received a bye to the semifinals. Again, the first-round of the playoffs was a best-of-five series and each of the three following series were best-of-seven.

FIRST-ROUND BYE

SEMIFINALS (Suns 4, Sonics 2)

DATE	OPPONENTS	SITE	SUNS-OPP	W-L	SUNS HI PTS	SUNS HI REBS	OPP HI PTS	OPP HI REBS
4/13/76	Seattle	Seattle	99-102	L	Westphal 24	Heard 10	Brown 34	Brown 7
4/15/76	Seattle	Seattle	116-111	W	Adams 23	Perry 12	Brown 45	Burleson 12
4/18/76	Seattle	Phoenix	103-91	W	GH/PW 16	Heard 14	Watts 18	TS/TB/WN 8
4/20/76	Seattle	Phoenix	130-114	W	Westphal 39	Heard 11	Brown 33	Burleson 20
4/25/76	Seattle	Seattle	108-114	L	Westphal 27	Awtrey 12	Seals 28	Norwood 13
4/27/76	Seattle	Phoenix	123-112	W	Erickson 20	GH/AA 9	BS/SW 24	Seals 7

WESTERN CONFERENCE FINALS (Suns 4, Warriors 3)

5/2/76	Golden St.	Golden St.	103-128	L	Perry 22	Adams 14	Barry 38	Ray 11
5/5/76	Golden St.	Golden St.	108-101	W	Westphal 31	Heard 12	Barry 44	G. Johnson 11
5/7/76	Golden St.	Phoenix	91-99	L	Westphal 24	Adams 14	Wilkes 22	Barry 7
5/9/76	Golden St.	Phoenix	133-129**	W	Erickson 28	Heard 18	Smith 30	Wilkes 14
5/12/76	Golden St.	Golden St.	95-111	L	Perry 23	Perry 18	Smith 25	Ray 16
5/14/76	Golden St.	Phoenix	105-104	W	Erickson 24	Heard 15	Barry 30	Ray 12
5/16/76	Golden St.	Golden St.	94-86	W	GH/PW 21	Adams 20	Barry 20	JW/CR 13

NBA FINALS (Celtics 4, Suns 2)

5/23/76	Boston	Boston	87-98	L	Adams 26	Perry 10	Cowens 25	Cowens 21
5/27/76	Boston	Boston	90-105	L	Westphal 28	Adams 15	Havlicek 23	Silas 17
5/30/76	Boston	Phoenix	105-98	W	Adams 33	Adams 14	White 24	Cowens 17
6/2/76	Boston	Phoenix	109-107	W	Westphal 28	Heard 15	White 25	Silas 14
6/4/76	Boston	Boston	126-128***	L	RS/PW 25	Perry 15	White 33	Cowens 19
6/6/76	Boston	Phoenix	80-87	L	Adams 20	Heard 10	Scott 25	Cowens 17

1977-78 (Suns 49-33 Regular Season)

FIRST ROUND (Bucks 2, Suns 0)

DATE	OPPONENTS	SITE	SUNS-OPP	W-L	SUNS HI PTS	SUNS HI REBS	OPP HI PTS	OPP HI REBS
4/11/78	Milwaukee	Phoenix	103-111	L	Davis 31	Adams 9	Winters 31	Johnson 16
4/14/78	Milwaukee	Milwaukee	90-94	L	Westphal 32	Davis 9	Johnson 33	Meyers 14

* Overtime ** Double Overtime *** Triple Overtime

1978-79 (Suns 50-32 Regular Season)

FIRST ROUND (Suns 2, Trail Blazers 1)										
DATE	OPPONENTS	SITE	SUNS-OPP	W-L	SUNS HI PTS	SUNS HI REBS	OPP HI PTS	OPP HI REBS		
4/10/79	Portland	Phoenix	107-103	W	Westphal	28	Davis/AA	5	Brewer	26
4/13/79	Portland	Portland	92-96	L	Davis	31	Heard	9	Brewer	21
4/15/79	Portland	Phoenix	101-91	W	Westphal	26	Heard	12	MT/ML/LS	16
SEMIFINALS (Suns 4, Kings 1)										
4/17/79	Kansas City	Phoenix	102-99	W	Westphal	25	Robinson	12	Birdsong	20
4/20/79	Kansas City	Kansas City	91-111	L	Robinson	17	Robinson	13	Birdsong	23
4/22/79	Kansas City	Phx (ASU)	108-93	W	Davis	22	Adams	9	SW/OB	22
4/25/79	Kansas City	Kansas City	108-94	W	Westphal	26	Heard	14	Wedman	21
4/27/79	Kansas City	Phoenix	120-99	W	Westphal	32	Kramer	11	Birdsong	21
WESTERN CONFERENCE FINALS (Sonics 4, Suns 3)										
5/1/79	Seattle	Seattle	93-108	L	Adams	18	Adams	12	Williams	27
5/4/79	Seattle	Seattle	97-103	L	Westphal	29	Robinson	9	J. Johnson	21
5/6/79	Seattle	Phoenix	113-103	W	Westphal	25	Davis	10	Williams	35
5/8/79	Seattle	Phoenix	100-91	W	Davis	27	Heard	12	Williams	22
5/11/79	Seattle	Seattle	99-93	W	Westphal	27	Robinson	14	D. Johnson	24
5/13/79	Seattle	Phoenix	105-106	L	Westphal	29	Kramer	8	D. Johnson	23
5/17/79	Seattle	Seattle	110-114	L	Davis	26	Robinson	14	Sikma	33

1979-80 (Suns 55-27 Regular Season)

FIRST ROUND (Suns 2, Kings 1)										
DATE	OPPONENTS	SITE	SUNS-OPP	W-L	SUNS HI PTS	SUNS HI REBS	OPP HI PTS	OPP HI REBS		
4/2/80	Kansas City	Phoenix	96-93	W	Westphal	23	Robinson	14	Birdsong	23
4/4/80	Kansas City	Kansas City	96-106	L	Adams	22	Adams	12	Wedman	32
4/6/80	Kansas City	Phoenix	114-99	W	Davis	22	Adams	20	Wedman	24
SEMIFINALS (Lakers 4, Suns 1)										
4/8/80	L.A. Lakers	Los Angeles	110-119	L	Davis	24	Kelley	10	Abdul-Jabbar	30
4/9/80	L.A. Lakers	Los Angeles	128-131*	L	Westphal	37	Heard	9	Abdul-Jabbar	32
4/11/80	L.A. Lakers	Phoenix	105-108	L	Davis	28	Heard	11	Abdul-Jabbar	37
4/13/80	L.A. Lakers	Phoenix	127-101	W	Westphal	25	Heard	9	Abdul-Jabbar	25
4/15/80	L.A. Lakers	Los Angeles	101-126	L	Davis	24	AA/Cook	6	Abdul-Jabbar	35

1980-81 (Suns 57-25 Regular Season)

FIRST-ROUND BYE										
SEMIFINALS (Kings 4, Suns 3)										
DATE	OPPONENTS	SITE	SUNS-OPP	W-L	SUNS HI PTS	SUNS HI REBS	OPP HI PTS	OPP HI REBS		
4/7/81	Kansas City	Phoenix	102-80	W	WD/DJ	16	Cook	12	King	15
4/8/81	Kansas City	Phoenix	83-88	L	D. Johnson	31	Robinson	8	Wedman	24
4/10/81	Kansas City	Kansas City	92-93	L	AA/DJ	19	D. Johnson	9	King	29
4/12/81	Kansas City	Kansas City	95-102	L	Robinson	23	Robinson	13	Grunfeld	27
4/15/81	Kansas City	Phoenix	101-89	W	Davis	20	Robinson	20	King	29
4/17/81	Kansas City	Kansas City	81-76	W	D. Johnson	17	Robinson	10	Wedman	19
4/19/81	Kansas City	Phoenix	88-95	L	D. Johnson	28	DJ/AA	7	RK/EG	23

1981-82 (Suns 46-36 Regular Season)

FIRST ROUND (Suns 2, Nuggets 1)										
DATE	OPPONENTS	SITE	SUNS-OPP	W-L	SUNS HI PTS	SUNS HI REBS	OPP HI PTS	OPP HI REBS		
4/20/82	Denver	Denver	113-129	L	Macy	22	Robinson	13	Vandeweghe	29
4/23/82	Denver	Phoenix	126-110	W	Johnson	29	Adams	9	Issel	26
4/24/82	Denver	Denver	124-119	W	Davis	30	Robinson	9	Issel	26
SEMIFINALS (Lakers 4, Suns 0)										
4/27/82	L.A. Lakers	Los Angeles	96-115	L	AA/DJ	20	Robinson	14	Wilkes	28
4/28/82	L.A. Lakers	Los Angeles	98-117	L	Johnson	27	Nance	11	Abdul-Jabbar	24
4/30/82	L.A. Lakers	Phoenix	106-114	L	Adams	23	Adams	12	Wilkes	26
5/2/82	L.A. Lakers	Phoenix	107-112	L	Johnson	31	LN/KM	6	JW/KAJ	24

1982-83 (Suns 53-29 Regular Season)

FIRST ROUND (Nuggets 2, Suns 1)										
DATE	OPPONENTS	SITE	SUNS-OPP	W-L	SUNS HI PTS	SUNS HI REBS	OPP HI PTS	OPP HI REBS		
4/19/83	Denver	Phoenix	121-108	W	Johnson	28	Johnson	12	Vandeweghe	32
4/21/83	Denver	Denver	99-113	L	Davis	31	Edwards	9	Vandeweghe	26
4/24/83	Denver	Phoenix	112-117*	L	Davis	29	Nance	12	English	42

* Overtime ** Double Overtime *** Triple Overtime

1983-84 (Suns 41-41 Regular Season)

A new playoff format, similar to the one still in use today, was implemented. Eight teams from each conference make the playoffs, with the division winners having the top two seeds in each conference and subsequent seedings determined by record. The first-round series would be best-of-five until 2003.

FIRST ROUND (Suns 3, Trail Blazers 2)										
DATE	OPPONENTS	SITE	SUNS-OPP	W-L	SUNS HI PTS	SUNS HI REBS	OPP HI PTS	OPP HI REBS		
4/18/84	Portland	Portland	113-106	W	Edwards 23	Nance 9	Carr 24	Natt 9		
4/20/84	Portland	Portland	116-122	L	Davis 25	Lucas/Davis 5	Paxson 27	Thompson 13		
4/22/84	Portland	Phoenix	106-103	W	Davis 27	Lucas/Nance 10	Valentine 29	MT/MC 8		
4/24/84	Portland	Phoenix	110-113	L	Davis 29	Lucas 10	Natt 30	Natt 8		
4/26/84	Portland	Portland	117-105	W	Davis 29	Lucas 12	Paxson 24	Natt 10		
SEMIFINALS (Suns 4, Jazz 2)										
4/29/84	Utah	Utah	95-105	L	Davis 21	Edwards 8	Dantley 36	Bailey 13		
5/2/84	Utah	Utah	102-97	W	Davis 28	Lucas 15	Dantley 26	Eaton 9		
5/4/84	Utah	Phoenix	106-94	W	Davis 30	Lucas 14	Dantley 31	Eaton 11		
5/6/84	Utah	Phoenix	111-110*	W	Davis 32	Adams 15	Dantley 37	Eaton 12		
5/8/84	Utah	Utah	106-118	L	Lucas 19	Lucas 12	Dantley 46	Eaton 11		
5/10/84	Utah	Phoenix	102-82	W	Davis 21	Nance 9	Dantley 23	Eaton 10		
WESTERN CONFERENCE FINALS (Lakers 4, Suns 2)										
5/12/84	L.A. Lakers	Los Angeles	94-110	L	Davis 24	Nance 15	McAdoo 20	Abdul-Jabbar 10		
5/15/84	L.A. Lakers	Los Angeles	102-118	L	Nance 29	Nance 9	Abdul-Jabbar 21	Abdul-Jabbar 10		
5/18/84	L.A. Lakers	Phoenix	135-127*	W	Davis 34	Lucas 17	Abdul-Jabbar 31	KAJ/EJ/JW 8		
5/20/84	L.A. Lakers	Phoenix	115-126	L	Nance 27	Lucas 10	Abdul-Jabbar 31	KAJ/KR/JW 7		
5/23/84	L.A. Lakers	Los Angeles	126-121	W	Davis 27	Nance 13	Abdul-Jabbar 28	McAdoo 8		
5/25/84	L.A. Lakers	Phoenix	97-99	L	Davis 26	Lucas 13	Worthy 22	E. Johnson 11		

1984-85 (Suns 36-46 Regular Season)

FIRST ROUND (Lakers 3, Suns 0)										
DATE	OPPONENTS	SITE	SUNS-OPP	W-L	SUNS HI PTS	SUNS HI REBS	OPP HI PTS	OPP HI REBS		
4/18/85	L.A. Lakers	Los Angeles	114-142	L	Pittman 22	Lucas 11	McGee 22	MC/BM 6		
4/20/85	L.A. Lakers	Los Angeles	130-147	L	Adams 23	Lucas 9	Abdul-Jabbar 24	Rambis 7		
4/23/85	L.A. Lakers	Phoenix	103-119	L	Lucas 26	Lucas 13	Worthy 23	Rambis 9		

1988-89 (Suns 55-27 Regular Season)

FIRST ROUND (Suns 3, Nuggets 0)										
DATE	OPPONENTS	SITE	SUNS-OPP	W-L	SUNS HI PTS	SUNS HI REBS	OPP HI PTS	OPP HI REBS		
4/28/89	Denver	Phoenix	104-103	W	TMC/KJ 26	Chambers 17	Davis 34	Lever 12		
4/30/89	Denver	Phoenix	132-114	W	K. Johnson 34	Chambers 12	Mullin 36	Adams 12		
5/2/89	Denver	Denver	130-121	W	TMC/KJ 32	Chambers 17	Davis 26	Turner 7		
SEMIFINALS (Suns 4, Warriors 1)										
5/6/89	Golden St.	Phoenix	130-103	W	Chambers 25	E. Johnson 9	Mullin/Teagle 18	L. Smith 8		
5/9/89	Golden St.	Phoenix	122-127	L	E. Johnson 35	E. Johnson 9	Mullin 37	Richmond 13		
5/11/89	Golden St.	Golden St.	113-104	W	Chambers 31	TMC/TYC 14	Mullin 32	RH/MB 9		
5/13/89	Golden St.	Golden St.	135-99	W	E. Johnson 34	Corbin 13	Mullin 28	Mullin 7		
5/16/89	Golden St.	Phoenix	116-104	W	TMC/KJ/DM 24	TMC/EJ 11	Richmond 23	L. Smith 9		
WESTERN CONFERENCE FINALS (Lakers 4, Suns 0)										
5/20/89	L.A. Lakers	Los Angeles	119-127	L	K. Johnson 27	Chambers 10	Worthy 32	Green 10		
5/23/89	L.A. Lakers	Los Angeles	95-101	L	K. Johnson 22	Chambers 10	Scott 30	Johnson 9		
5/26/89	L.A. Lakers	Phoenix	107-110	L	Chambers 26	Hornacek 11	Worthy 29	Worthy 12		
5/28/89	L.A. Lakers	Phoenix	117-122	L	Chambers 41	Chambers 13	Scott 35	Green 11		

1989-90 (Suns 54-28 Regular Season)

FIRST ROUND (Suns 3, Jazz 2)										
DATE	OPPONENTS	SITE	SUNS-OPP	W-L	SUNS HI PTS	SUNS HI REBS	OPP HI PTS	OPP HI REBS		
4/27/90	Utah	Utah	96-113	L	Majerle 23	Rambis 21	K. Malone 21	K. Malone 11		
4/29/90	Utah	Utah	105-87	W	K. Johnson 22	West 9	K. Malone 20	K. Malone 10		
5/2/90	Utah	Phoenix	120-105	W	K. Johnson 29	West 10	Bailey 30	K. Malone 11		
5/4/90	Utah	Phoenix	94-105	L	E. Johnson 33	West 11	K. Malone 33	K. Malone 11		
5/6/90	Utah	Utah	104-102	W	Chambers 32	West 11	KM/Bailey 26	Eaton 9		
SEMIFINALS (Suns 4, Lakers 1)										
5/ 8/90	L.A. Lakers	Los Angeles	104-102	W	Chambers 26	West 16	EJ/JW 22	Green 13		
5/10/90	L.A. Lakers	Los Angeles	100-124	L	Hornacek 18	Five with 5	Worthy 27	Green 10		
5/12/90	L.A. Lakers	Phoenix	117-103	W	Chambers 34	TMC/KJ 7	Worthy 27	Green 10		
5/13/90	L.A. Lakers	Phoenix	114-101	W	K. Johnson 30	West 15	E. Johnson 43	Green 10		
5/15/90	L.A. Lakers	Los Angeles	106-103	W	K. Johnson 37	West 16	E. Johnson 43	VD/EJ 8		
WESTERN CONFERENCE FINALS (Trail Blazers 4, Suns 2)										
5/21/90	Portland	Portland	98-100	L	Chambers 29	West 12	Drexler 20	Kersey 11		
5/23/90	Portland	Portland	107-108	L	Chambers 28	Chambers 14	Kersey 29	Kersey 11		
5/25/90	Portland	Phoenix	123-89	W	Chambers 24	Lang 10	Kersey 16	Bryant 7		
5/27/90	Portland	Phoenix	119-107	W	K. Johnson 28	West 12	Kersey 29	Williams 8		
5/29/90	Portland	Portland	114-120	L	K. Johnson 28	Chambers 13	Drexler 32	Kersey 11		
5/31/90	Portland	Phoenix	109-112	L	Hornacek 36	Rambis 12	CD/TP 23	Williams 11		

* Overtime ** Double Overtime *** Triple Overtime

1990-91 (Suns 55-27 Regular Season)

FIRST ROUND (Jazz 3, Suns 1)									
DATE	OPPONENTS	SITE	SUNS-OPP	W-L	SUNS HI PTS	SUNS HI REBS	OPP HI PTS	OPP HI REBS	
4/25/91	Utah	Phoenix	90-129	L	Knight	18	Hornacek	5	K. Malone 27 KM/MB 10
4/27/91	Utah	Phoenix	102-92	W	Hornacek	25	Lang	8	J. Malone 23 K. Malone 14
4/30/91	Utah	Utah	98-107	L	Chambers	26	Hornacek	10	K. Malone 32 M. Brown 11
5/2/91	Utah	Utah	93-101	L	Hornacek	30	Chambers	7	K. Malone 38 K. Malone 13

1991-92 (Suns 53-29 Regular Season)

FIRST ROUND (Suns 3, Spurs 0)									
DATE	OPPONENTS	SITE	SUNS-OPP	W-L	SUNS HI PTS	SUNS HI REBS	OPP HI PTS	OPP HI REBS	
4/24/92	San Antonio	Phoenix	117-111	W	Majerle	25	Ceballos	9	Cummings 30 Cummings 12
4/26/92	San Antonio	Phoenix	119-107	W	TP/JH	31	Perry/Lang	31	Cummings 10 Cummings 10
4/29/92	San Antonio	San Antonio	101-92	W	KJ/JH	22	Perry	9	Carr 20 TC/AC 12
SEMIFINALS (Trail Blazers 4, Suns 1)									
5/5/92	Portland	Portland	111-113	L	K. Johnson	24	KJ/TC	8	Porter 31 Drexler 10
5/7/92	Portland	Portland	119-126	L	K. Johnson	35	Hornacek	11	CD/TP 27 Kersey 9
5/9/92	Portland	Phoenix	124-117	W	Hornacek	30	TP/DM	9	Drexler 37 Kersey 9
5/11/92	Portland	Phoenix	151-153**	L	K. Johnson	35	Majerle	11	Drexler 33 Kersey 10
5/14/92	Portland	Portland	106-118	L	TC/TP	19	Chambers	8	Drexler 34 BW/JK 12

1992-93 (Suns 62-20 Regular Season)

FIRST ROUND (Suns 3, Lakers 2)									
DATE	OPPONENTS	SITE	SUNS-OPP	W-L	SUNS HI PTS	SUNS HI REBS	OPP HI PTS	OPP HI REBS	
4/30/93	L.A. Lakers	Phoenix	103-107	L	Barkley	34	Barkley	15	Threatt 35 Divac 10
5/2/93	L.A. Lakers	Phoenix	81-86	L	CB/RD/TC	18	Barkley	21	Divac 19 Green/Divac 19
5/4/93	L.A. Lakers	Los Angeles	107-102	W	Barkley	27	Barkley	11	Divac 30 Green 17
5/6/93	L.A. Lakers	Los Angeles	101-86	W	Barkley	28	Barkley	11	Divac 17 Green 15
5/9/93	L.A. Lakers	Phoenix	112-104*	W	Barkley	31	CB/OM	14	Worthy 24 Green 19
SEMIFINALS (Suns 4, Spurs 2)									
5/11/93	San Antonio	Phoenix	98-89	W	K. Johnson	25	Barkley	10	Robinson 32 Robinson 10
5/13/93	San Antonio	Phoenix	109-103	W	Barkley	35	Barkley	10	Robinson 27 Robinson 10
5/15/93	San Antonio	San Antonio	96-111	L	K. Johnson	26	Barkley	14	Carr 21 DR/AJ 8
5/16/93	San Antonio	San Antonio	103-117	L	K. Johnson	26	Barkley	12	Robinson 36 Robinson 16
5/18/93	San Antonio	Phoenix	109-97	W	Barkley	36	Barkley	12	DR/DE 24 Robinson 8
5/20/93	San Antonio	San Antonio	102-100	W	Barkley	28	Barkley	21	Robinson 22 Robinson 14
WESTERN CONFERENCE FINALS (Suns 4, Sonics 3)									
5/24/93	Seattle	Phoenix	105-91	W	Ceballos	21	Barkley	14	McKey 17 Kemp 10
5/26/93	Seattle	Phoenix	99-103	L	Majerle	29	CB/DM	10	Pierce 34 McMillan 8
5/28/93	Seattle	Seattle	104-97	W	K. Johnson	20	Barkley	16	Pierce 28 Kemp 12
5/30/93	Seattle	Seattle	101-120	L	Barkley	27	Barkley	7	SK/DM 20 Kemp 8
6/1/93	Seattle	Phoenix	120-114	W	Barkley	43	Barkley	15	Kemp 33 SK/SP 6
6/3/93	Seattle	Seattle	102-118	L	K. Johnson	22	Barkley	11	Pierce 27 Kemp 15
6/5/93	Seattle	Phoenix	123-110	W	Barkley	44	Barkley	24	E. Johnson 34 Kemp 8
NBA FINALS (Bulls 4, Suns 2)									
6/9/93	Chicago	Phoenix	92-100	L	Barkley	21	Dumas	12	Jordan 31 Jordan 8
6/11/93	Chicago	Phoenix	108-111	L	Barkley	42	Barkley	13	Jordan 42 MJ/SP 12
6/13/93	Chicago	Chicago	129-121***	W	Majerle	28	Barkley	19	Jordan 44 Grant 17
6/16/93	Chicago	Chicago	105-111	L	Barkley	32	Barkley	12	Jordan 55 Grant 16
6/18/93	Chicago	Chicago	108-98	W	RD/KJ	25	Majerle	12	Jordan 41 MJ/HG 7
6/20/93	Chicago	Phoenix	98-99	L	DM/CB	21	Barkley	17	Jordan 33 Pippen 12

1993-94 (Suns 56-26 Regular Season)

FIRST ROUND (Suns 3, Warriors 0)									
DATE	OPPONENTS	SITE	SUNS-OPP	W-L	SUNS HI PTS	SUNS HI REBS	OPP HI PTS	OPP HI REBS	
4/29/94	Golden St.	Phoenix	111-104	W	Barkley	36	Barkley	19	Owens 27 Owens 17
5/1/94	Golden St.	Phoenix	117-111	W	K. Johnson	38	Green	10	Mullin 32 Webber 10
5/4/94	Golden St.	Golden St.	140-133	W	Barkley	56	Barkley	14	Mullin 30 CW/CG 8
SEMIFINALS (Rockets 4, Suns 3)									
5/8/94	Houston	Houston	91-87	W	Barkley	21	Barkley	12	Olajuwon 36 Olajuwon 16
5/11/94	Houston	Houston	124-117*	W	Barkley	34	Barkley	15	Olajuwon 31 Olajuwon 17
5/13/94	Houston	Phoenix	102-118	L	K. Johnson	38	Barkley	14	Maxwell 34 Olajuwon 15
5/15/94	Houston	Phoenix	96-107	L	K. Johnson	38	Barkley	14	Olajuwon 28 Thorpe 13
5/17/94	Houston	Houston	86-109	L	Barkley	30	Miller	7	OT/HO 20 Thorpe 13
5/19/94	Houston	Phoenix	103-89	W	K. Johnson	28	Barkley	15	Olajuwon 23 Olajuwon 12
5/21/94	Houston	Houston	94-104	L	K. Johnson	25	Barkley	15	Olajuwon 37 Olajuwon 17

* Overtime ** Double Overtime *** Triple Overtime

1994-95 (Suns 59-23 Regular Season)

FIRST ROUND (Suns 3, Trail Blazers 0)										
DATE	OPPONENTS	SITE	SUNS-OPP	W-L	SUNS HI PTS	SUNS HI REBS	OPP HI PTS		OPP HI REBS	
4/28/95	Portland	Phoenix	129-102	W	Barkley 29	Barkley 16	23		Dudley/Grant	7
4/30/95	Portland	Phoenix	103-94	W	K. Johnson 28	Green 15	26		Williams	7
5/2/95	Portland	Portland	117-109	W	Barkley 47	Barkley 12	21		C. Robinson	10
SEMIFINALS (Rockets 4, Suns 3)										
5/9/95	Houston	Phoenix	130-108	W	Barkley 26	Green 15	31		Brown	6
5/11/95	Houston	Phoenix	118-94	W	Barkley 30	Green 14	25		Horry	8
5/13/95	Houston	Houston	85-118	L	K. Johnson 14	Green 9	36		Olajuwon	11
5/14/95	Houston	Houston	114-110	W	K. Johnson 43	Green 12	38		Horry	17
5/16/95	Houston	Phoenix	97-103*	L	K. Johnson 28	CB/Green 20	31		Olajuwon	16
5/18/95	Houston	Houston	103-116	L	Barkley 34	Barkley 14	30		HO/CD	8
5/20/95	Houston	Phoenix	114-115	L	K. Johnson 46	Barkley 23	29		Olajuwon	11

1995-96 (Suns 41-41 Regular Season)

FIRST ROUND (Spurs 3, Suns 1)										
DATE	OPPONENTS	SITE	SUNS-OPP	W-L	SUNS HI PTS	SUNS HI REBS	OPP HI PTS		OPP HI REBS	
4/26/96	San Antonio	San Antonio	98-120	L	Barkley 26	Barkley 12	29		Perdue	9
4/28/96	San Antonio	San Antonio	105-110	L	Barkley 30	Barkley 20	40		Robinson	21
5/1/96	San Antonio	Phoenix	94-93	W	Barkley 25	Barkley 13	22		Perdue	9
5/3/96	San Antonio	Phoenix	98-116	L	Barkley 21	Barkley 9	30		Robinson	13

1996-97 (Suns 40-42 Regular Season)

FIRST ROUND (Sonics 3, Suns 2)										
DATE	OPPONENTS	SITE	SUNS-OPP	W-L	SUNS HI PTS	SUNS HI REBS	OPP HI PTS		OPP HI REBS	
4/25/97	Seattle	Seattle	106-101	W	Chapman 42	K. Johnson 7	23		Kemp	15
4/27/97	Seattle	Seattle	78-122	L	Chapman 18	Person 10	23		Kemp	15
4/29/97	Seattle	Phoenix	110-103	W	Person 29	Person 10	34		Kemp	11
5/1/97	Seattle	Phoenix	115-122*	L	KJ/Kidd 23	Manning 10	28		Kemp	20
5/3/97	Seattle	Seattle	92-116	L	Person 26	Person/Kidd 8	24		Kemp	11

1997-98 (Suns 56-26 Regular Season)

FIRST ROUND (Spurs 3, Suns 1)										
DATE	OPPONENTS	SITE	SUNS-OPP	W-L	SUNS HI PTS	SUNS HI REBS	OPP HI PTS		OPP HI REBS	
4/23/98	San Antonio	Phoenix	96-102	L	Johnson 18	McCloud 9	32		Robinson	15
4/25/98	San Antonio	Phoenix	108-101	W	McCloud 22	McDyess 11	23		Robinson	16
4/27/98	San Antonio	San Antonio	88-100	L	McDyess 26	McDyess 17	22		Duncan	14
4/29/98	San Antonio	San Antonio	80-99	L	Johnson 18	McDyess 19	30		Robinson	21

1998-99 (Suns 27-23 Regular Season)

FIRST ROUND (Trail Blazers 3, Suns 0)										
DATE	OPPONENTS	SITE	SUNS-OPP	W-L	SUNS HI PTS	SUNS HI REBS	OPP HI PTS		OPP HI REBS	
5/8/99	Portland	Portland	85-95	L	Kidd 17	Gugliotta 9	25		Grant	10
5/10/99	Portland	Portland	99-110	L	McCloud/Garrity 15	Gugliotta 9	22		Sabonis	9
5/12/99	Portland	Phoenix	93-103	L	Robinson 24	CR/TG 7	20		Sabonis	11

1999-00 (Suns 53-29 Regular Season)

FIRST ROUND (Suns 3, Spurs 1)										
DATE	OPPONENTS	SITE	SUNS-OPP	W-L	SUNS HI PTS	SUNS HI REBS	OPP HI PTS		OPP HI REBS	
4/22/00	San Antonio	San Antonio	72-70	W	AH/CR 17	Marion 9	15		Walker	16
4/25/00	San Antonio	San Antonio	70-85	L	Hardaway 19	Blount 11	25		D.Robinson	15
4/29/00	San Antonio	Phoenix	101-94	W	Hardaway 17	Marion 14	37		D.Robinson	13
5/2/00	San Antonio	Phoenix	89-78	W	Hardaway 23	SM/RR 10	21		D.Robinson	16
SEMIFINALS (Lakers 4, Suns 1)										
5/7/00	L.A. Lakers	Los Angeles	77-105	L	Hardaway 25	JK/CB 7	37		O'Neal	14
5/10/00	L.A. Lakers	Los Angeles	96-97	L	Robinson 30	SM/CB 9	38		O'Neal	20
5/12/00	L.A. Lakers	Phoenix	99-105	L	Hardaway 31	Robinson 9	37		O'Neal	17
5/14/00	L.A. Lakers	Phoenix	117-98	W	Robinson 32	Kidd 10	24		SON/RH	9
5/16/00	L.A. Lakers	Los Angeles	65-87	L	Day 10	Rogers 8	17		O'Neal	21

* Overtime ** Double Overtime *** Triple Overtime

2000-01 (Suns 51-31 Regular Season)

FIRST ROUND (Kings 3, Suns 1)												
DATE	OPPONENTS	SITE	SUNS-OPP	W-L	SUNS HI PTS	SUNS HI REBS	OPP HI PTS	OPP HI REBS				
4/22/01	Sacramento	Sacramento	86-83	W	Marion	21	Tsakalidis	11	Webber	27	Webber	15
4/25/01	Sacramento	Sacramento	90-116	L	Delk	14	Gugliotta	8	Stojakovic	22	Webber/Jackson	9
4/29/01	Sacramento	Phoenix	96-104	L	Kidd	19	Marion	10	Webber	23	Divac	12
5/2/01	Sacramento	Phoenix	82-89	L	Robinson	24	Tsakalidis	12	Stojakovic	37	Pollard	13

2002-03 (Suns 44-38 Regular Season)

Beginning with the 2003 postseason, all first-round series were switched to best-of-seven series.

FIRST ROUND (Spurs 4, Suns 2)												
DATE	OPPONENTS	SITE	SUNS-OPP	W-L	SUNS HI PTS	SUNS HI REBS		OPP HI PTS		OPP HI REBS		
4/19/03	San Antonio	San Antonio	96-95*	W	Marbury	26	Marion	12	Jackson	23	Duncan	13
4/21/03	San Antonio	San Antonio	76-84	L	Marbury	32	Marion	12	Jackson	23	Duncan	12
4/25/03	San Antonio	Phoenix	86-99	L	Marbury	25	Johnson	9	Parker	29	Duncan	23
4/27/03	San Antonio	Phoenix	86-84	W	Marbury	18	Marion	14	Duncan	24	Rose	14
4/29/03	San Antonio	San Antonio	82-94	L	Marion	22	Stoudemire	14	Rose	27	Duncan	17
5/1/03	San Antonio	Phoenix	85-87	L	Marion	24	Marion	15	Jackson	21	Duncan	20

2004-05 (Suns 62-20 Regular Season)

Beginning with the 2004-05 season, the NBA was re-aligned into six divisions. For the 2005 and 2006 playoffs, the three division winners in each conference took the top three seeds with the remaining five seedings determined by record.

FIRST ROUND (Suns 4, Grizzlies 0)												
DATE	OPPONENTS	SITE	SUNS-OPP	W-L	SUNS HI PTS	SUNS HI REBS	OPP HI PTS	OPP HI REBS				
4/24/05	Memphis	Phoenix	114-103	W	Marion	26	Marion	13	Miller	19	Gasol	9
4/27/05	Memphis	Phoenix	108-103	W	Stoudemire	34	Marion	13	Gasol	28	Gasol	16
4/29/05	Memphis	Memphis	110-90	W	Stoudemire	30	Marion	13	Wright	14	SB, LW, SS	8
5/1/05	Memphis	Memphis	123-115	W	Johnson	25	Marion	11	Gasol	28	Battier, Jones	5
SEMIFINALS (Suns 4, Mavericks 2)												
5/9/05	Dallas	Phoenix	127-102	W	Stoudemire	40	Stoudemire	16	Nowitzki	28	Nowitzki	13
5/11/05	Dallas	Phoenix	106-108	L	Stoudemire	30	Stoudemire	16	Finley	31	DN, ED	12
5/13/05	Dallas	Dallas	119-102	W	Stoudemire	37	Stoudemire	14	Nowitzki	21	Nowitzki	13
5/15/05	Dallas	Dallas	109-119	L	Nash	48	Marion	12	Howard	29	Dampier	11
5/18/05	Dallas	Phoenix	114-108	W	Nash	34	Stoudemire	18	Nowitzki	34	Dampier	14
5/20/05	Dallas	Dallas	130-126*	W	Nash	39	Marion	16	Terry	36	Howard	14
CONFERENCE FINALS (Spurs 4, Suns 1)												
5/22/05	San Antonio	Phoenix	114-121	L	Stoudemire	41	SM, AS	9	Parker	29	Duncan	15
5/24/05	San Antonio	Phoenix	108-111	L	Stoudemire	37	Marion	12	Duncan	30	TD, NM	8
5/28/05	San Antonio	San Antonio	92-102	L	Stoudemire	34	Stoudemire	11	Duncan	33	Duncan	15
5/30/05	San Antonio	San Antonio	111-106	W	Stoudemire	31	Marion	14	Ginobili	28	Duncan	16
6/1/05	San Antonio	Phoenix	95-101	L	Stoudemire	42	Stoudemire	16	Duncan	31	Duncan	15

2005-06 (Suns 54-28 Regular Season)

FIRST ROUND (Suns 4, Lakers 3)												
DATE	OPPONENTS	SITE	SUNS-OPP	W-L	SUNS HI PTS	SUNS HI REBS	OPP HI PTS	OPP HI REBS				
4/23/06	L.A. Lakers	Phoenix	107-102	W	T. Thomas	22	T. Thomas	15	Bryant	22	Odom	14
4/26/06	L.A. Lakers	Phoenix	93-99	L	Nash	29	TT, SM	9	Bryant	29	Bryant	10
4/28/06	L.A. Lakers	L.A. Lakers	92-99	L	Marion	20	Marion, Nash	7	Parker	18	Odom	17
4/30/06	L.A. Lakers	L.A. Lakers	98-99*	L	Nash	22	Marion	12	Odom	25	Brown	10
5/2/06	L.A. Lakers	Phoenix	114-97	W	Diaw	25	Diaw	10	Bryant	29	Odom	15
5/4/06	L.A. Lakers	L.A. Lakers	126-118*	W	Nash	32	Marion	12	Bryant	50	Odom	11
5/6/06	L.A. Lakers	Phoenix	121-90	W	Barbosa	26	Marion	10	Bryant	24	Vujacic	6
SEMIFINALS (Suns 4, Clippers 3)												
5/8/06	L.A. Clippers	Phoenix	130-123	W	Nash	31	Marion	15	Brand	40	Brand	9
5/10/06	L.A. Clippers	Phoenix	97-122	L	Bell	20	Marion	6	Brand	27	Kaman	16
5/12/06	L.A. Clippers	L.A. Clippers	94-91	W	Marion	32	Marion	19	Brand	20	Maggette	14
5/14/06	L.A. Clippers	L.A. Clippers	107-114	L	Bell	33	Marion	10	Brand	30	Maggette	15
5/16/06	L.A. Clippers	Phoenix	125-118**	W	Marion	36	Marion	20	Brand	33	Brand	15
5/18/06	L.A. Clippers	L.A. Clippers	106-118	L	Marion	34	Marion, Diaw	9	Brand	30	Brand	12
5/22/06	L.A. Clippers	Phoenix	127-107	W	Marion	30	Marion	9	Brand	36	EB, CM	9
CONFERENCE FINALS (Mavericks 4, Suns 2)												
5/24/06	Dallas	Dallas	121-118	W	Diaw	34	Marion	13	Harris	30	Nowitzki	19
5/26/06	Dallas	Dallas	98-105	L	Diaw	25	Marion	19	Nowitzki	30	Nowitzki	14
5/28/06	Dallas	Phoenix	88-95	L	Nash	21	Marion	18	Nowitzki	28	Nowitzki	17
5/30/06	Dallas	Phoenix	106-86	W	Barbosa	24	Diaw	9	Howard	16	Howard	9
6/1/06	Dallas	Dallas	101-117	L	T. Thomas	26	Marion	10	Nowitzki	50	Nowitzki	12
6/3/06	Dallas	Phoenix	93-102	L	Diaw	30	Marion, Diaw	11	Nowitzki	24	Howard	15

* Overtime ** Double Overtime *** Triple Overtime

2006-07 (Suns 61-21 Regular Season)

A new seeding format was implemented that guaranteed the three division winners in each conference a top-four seed as opposed to the division winners automatically getting the top three seeds in each conference.

FIRST ROUND (Suns 4, Lakers 1)									
DATE	OPPONENTS	SITE	SUNS-OPP	W-L	SUNS HI PTS	SUNS HI REBS	OPP HI PTS	OPP HI REBS	
4/22/07	L.A. Lakers	Phoenix	95-87	W	Barbosa 26	Marion 16	Bryant 39	Odom 16	
4/24/07	L.A. Lakers	Phoenix	126-98	W	Barbosa 26	Marion 10	Bryant 15	Bynum 12	
4/26/07	L.A. Lakers	L.A. Lakers	89-95	L	Stoudemire 24	Stoudemire 10	Bryant 45	Odom 16	
4/29/07	L.A. Lakers	L.A. Lakers	113-100	W	Stoudemire 27	Stoudemire 21	Bryant 31	Odom 13	
5/2/07	L.A. Lakers	Phoenix	119-110	W	Stoudemire 27	Stoudemire 16	Bryant 34	Odom/Turiaf 10	
SEMIFINALS (Spurs 4, Suns 2)									
5/6/07	San Antonio	Phoenix	106-111	L	Nash 31	Stoudemire 18	Duncan 33	Duncan 16	
5/8/07	San Antonio	Phoenix	101-81	W	Stoudemire 27	Marion 10	Duncan 29	Duncan 11	
5/12/07	San Antonio	San Antonio	101-108	L	Marion 26	Thomas 12	Duncan 33	Duncan 19	
5/14/07	San Antonio	San Antonio	104-98	W	Stoudemire 26	Marion 12	Parker 23	Duncan 11	
5/16/07	San Antonio	Phoenix	85-88	L	Marion 24	Marion 17	Ginobili 26	Duncan 12	
5/18/07	San Antonio	San Antonio	106-114	L	Stoudemire 38	Stoudemire 12	Ginobili 33	Duncan 13	

2007-08 (Suns 55-27 Regular Season)

FIRST ROUND (Spurs 4, Suns 1)									
DATE	OPPONENTS	SITE	SUNS-OPP	W-L	SUNS HI PTS	SUNS HI REBS	OPP HI PTS	OPP HI REBS	
4/19/08	San Antonio	San Antonio	115-117**	L	Stoudemire 33	Barbosa 8	Duncan 40	Duncan 15	
4/22/08	San Antonio	San Antonio	96-102	L	Stoudemire 33	O'Neal 14	Parker 32	Duncan 17	
4/25/08	San Antonio	Phoenix	99-115	L	Stoudemire 28	Stoudemire 11	Parker 41	Duncan 10	
4/27/08	San Antonio	Phoenix	105-86	W	Bell 27	O'Neal 12	Parker 18	Duncan 10	
4/29/08	San Antonio	San Antonio	87-92	L	Diaw 22	Stoudemire 11	Parker 31	Duncan 17	

2009-10 (Suns 54-28 Regular Season)

FIRST ROUND (Suns 4, Blazers 2)									
DATE	OPPONENTS	SITE	SUNS-OPP	W-L	SUNS HI PTS	SUNS HI REBS	OPP HI PTS	OPP HI REBS	
4/18/10	Portland	Phoenix	100-105	L	Nash 25	Richardson 10	Miller 31	Camby 17	
4/20/10	Portland	Phoenix	119-90	W	Richardson 29	Hill 8	Webster 16	Camby 10	
4/22/10	Portland	Portland	108-89	W	Richardson 42	Richardson 8	Aldridge 17	Camby 10	
4/24/10	Portland	Portland	87-96	L	Stoudemire 26	Hill 12	Aldridge 31	Aldridge 11	
4/26/10	Portland	Phoenix	107-88	W	Frye 20	Frye/Richardson 8	Miller 21	Camby 11	
4/29/10	Portland	Portland	99-90	W	Richardson 28	Hill 12	Webster 19	Aldridge 9	
SEMIFINALS (Suns 4, Spurs 0)									
5/3/10	San Antonio	Phoenix	111-102	W	Nash 33	Stoudemire 13	Ginobili 27	Duncan 11	
5/5/10	San Antonio	Phoenix	110-102	W	Stoudemire 23	Stoudemire 11	Duncan 29	Duncan/Jefferson 10	
5/7/10	San Antonio	San Antonio	110-96	W	Dragic 26	Stoudemire/Nash 8	Ginobili 27	Duncan 13	
5/9/10	San Antonio	San Antonio	107-101	W	Stoudemire 29	Richardson 8	Parker 22	Duncan/Jefferson 8	
CONFERENCE FINALS (Lakers 4, Suns 2)									
5/17/10	L.A. Lakers	L.A. Lakers	107-128	L	Stoudemire 23	RL/JR/LA 6	Bryant 40	Odom 19	
5/19/10	L.A. Lakers	L.A. Lakers	112-124	L	Richardson 27	Stoudemire/Lopez 6	Gasol 29	Odom 11	
5/23/10	L.A. Lakers	Phoenix	118-109	W	Stoudemire 42	Stoudemire 11	Bryant 36	Bryant/Gasol 9	
5/25/10	L.A. Lakers	Phoenix	115-106	W	Stoudemire 21	Stoudemire 8	Bryant 38	Odom 10	
5/27/10	L.A. Lakers	L.A. Lakers	101-103	L	Nash 29	Frye 10	Bryant 30	Odom 18	
5/29/10	L.A. Lakers	Phoenix	103-111	L	Stoudemire 27	Frye 13	Bryant 37	Odom 12	

* Overtime ** Double Overtime *** Triple Overtime

Suns Career Playoff Leaders

Games

Kevin Johnson	105
Dan Majerle	83
Alvan Adams	78
Steve Nash	75
Mark West	71
Shawn Marion	65
Leandro Barbosa	64
Tom Chambers	63
Alvin Scott	61
Walter Davis	59

Points

Kevin Johnson	2,026
Steve Nash	1,365
Walter Davis	1,288
Charles Barkley	1,273
Amar'e Stoudemire	1,258
Dan Majerle	1,120
Shawn Marion	1,109
Alvan Adams	1,076
Tom Chambers	1,018
Paul Westphal	956

Rebounds

Shawn Marion	706
Charles Barkley	644
Alvan Adams	588
Amar'e Stoudemire	479
Dan Majerle	411
Mark West	371
Garfield Heard	370
Tom Chambers	357
Kevin Johnson	336
Truck Robinson	269

Steals

Kevin Johnson	132
Dan Majerle	106
Shawn Marion	97
Alvan Adams	88
Charles Barkley	81
Walter Davis	80
Garfield Heard	62
Paul Westphal	61
Jeff Hornacek	57
Jason Kidd	51

Assists

Kevin Johnson	935
Steve Nash	728
Alvan Adams	320
Walter Davis	296
Jason Kidd	217
Paul Westphal	210
Dan Majerle	204
Charles Barkley	197
Jeff Hornacek	185
Kyle Macy	155

Blocks

Mark West	114
Shawn Marion	99
Amar'e Stoudemire	94
Garfield Heard	78
Alvan Adams	77
Oliver Miller	73
Alvin Scott	51
Larry Nance	51
Charles Barkley	49
Dan Majerle	42
Tom Chambers	42

Field Goals Made

Kevin Johnson	707
Walter Davis	523
Steve Nash	501
Charles Barkley	462
Amar'e Stoudemire	450
Shawn Marion	446
Alvan Adams	440
Dan Majerle	403
Paul Westphal	398
Tom Chambers	365

Field Goals Attempted

Kevin Johnson	1,504
Walter Davis	1,039
Steve Nash	1,008
Shawn Marion	963
Charles Barkley	950
Dan Majerle	948
Alvan Adams	930
Amar'e Stoudemire	861
Tom Chambers	848
Paul Westphal	799

Free Throws Made

Kevin Johnson	594
Amar'e Stoudemire	355
Charles Barkley	313
Tom Chambers	268
Steve Nash	264
Walter Davis	237
Dan Majerle	199
Alvan Adams	196
Paul Westphal	159
Shawn Marion	154

Free Throws Attempted

Kevin Johnson	713
Amar'e Stoudemire	474
Charles Barkley	410
Tom Chambers	315
Steve Nash	294
Walter Davis	290
Dan Majerle	260
Alvan Adams	256
Paul Westphal	200
Shawn Marion	190

Scoring Average (10 games minimum)

Charles Barkley	26.5
Amar'e Stoudemire	24.2
Walter Davis	21.8
Paul Westphal	21.7
Dennis Johnson	20.4
Jason Richardson	19.8
Kevin Johnson	19.3
Steve Nash	18.2
Jeff Hornacek	17.6
Maurice Lucas	17.3
Anfernee Hardaway	17.3

Three-Point Field Goals Made

Dan Majerle	115
Steve Nash	99
Raja Bell	73
Leandro Barbosa	65
Shawn Marion	63
Danny Ainge	62
Tim Thomas	48
Wesley Person	40
Charles Barkley	36
Jim Jackson	32
Quentin Richardson	32

Three-Point Field Goals Attempted

Dan Majerle	324
Steve Nash	259
Leandro Barbosa	191
Shawn Marion	182
Raja Bell	151
Danny Ainge	146
Charles Barkley	132
Tim Thomas	108
Wesley Person	107
Kevin Johnson	90

Three-Point Field Goal Percentage (Minimum 10 Attempts)

Jim Jackson	.516
Raja Bell	.483
Jason Richardson	.475
Joe Johnson	.449
Tim Thomas	.444
Danny Ainge	.425
Jared Dudley	.424
Rex Chapman	.407
Kyle Macy	.404
Quentin Richardson	.390
Steve Nash	.382

Suns Playoff Records

Suns Individual Playoff Records

Minutes

62***	Kevin Johnson at Chicago	6/13/93
59***	Dan Majerle at Chicago	6/13/93
55**	Shawn Marion vs. L.A. Clippers	5/16/06
54**	Raja Bell at San Antonio	4/19/08
53*	Shawn Marion at San Antonio	4/19/03
53*	Stephon Marbury at San Antonio	4/19/03
53***	Charles Barkley at Chicago	6/13/93

Field Goals Made

23	Charles Barkley at Golden State	5/4/94
----	---------------------------------	--------

Field Goals Attempted

33**	Shawn Marion vs. L.A. Clippers	5/16/06
------	--------------------------------	---------

3-PT. Field Goals Made

9	Rex Chapman vs. Seattle	4/25/97
---	-------------------------	---------

Free Throws Made

21	Kevin Johnson vs. Houston	5/20/95
----	---------------------------	---------

Free Throws Attempted

22	Amar'e Stoudemire vs. San Antonio	6/1/05
22	Kevin Johnson vs. Houston	5/20/95

Offensive Rebounds

10	Charles Barkley vs. Seattle	6/5/93
10	Mark West at L.A. Lakers	5/8/90

Defensive Rebounds

17	Amar'e Stoudemire at L.A. Lakers	4/29/07
17	Charles Barkley several times, last vs. Houston	5/20/95
17	Tom Chambers at Denver	5/2/89
17	Tom Chambers vs. Denver	4/28/89
17	Alvan Adams vs. Kansas City	4/6/80
17	Alvan Adams at Golden State	5/16/76

Rebounds

24	Charles Barkley vs. Seattle	6/5/93
----	-----------------------------	--------

Assists

23	Steve Nash at L.A. Lakers	4/29/07
19	Kevin Johnson vs. San Antonio	4/26/92

Steals

7	Charles Barkley vs. San Antonio	5/13/93
---	---------------------------------	---------

Blocks

7	Oliver Miller vs. L.A. Lakers	5/9/93
7	Mark West at L.A. Lakers	5/8/90

Points

56	Charles Barkley at Golden State	5/4/94
----	---------------------------------	--------

Suns Team Playoff Highs

Field Goals Made

58 vs. Denver 4/23/82

Field Goals Attempted

115** vs. Portland 5/11/92

Field Goal Percentage

.610 vs. L.A. Lakers (47-77) 5/6/06
vs. Portland (50-82) 5/25/90

3-PT. Field Goals Made

15 at San Antonio 5/7/10
vs. L.A. Clippers 5/22/06
vs. Memphis 4/24/05

Free Throws Made

57# vs. Seattle 6/5/93

Free Throws Attempted

64 vs. Seattle 6/5/93

Rebounds

70 at L.A. Lakers 3/29/70

Assists

44* at L.A. Lakers 4/9/80
38 vs. Portland 5/25/90

Personal Fouls

38 vs. Seattle 6/5/93

38** vs. Portland 5/11/92

Steals

17 vs. Denver 4/19/83

Blocks

16 vs. Seattle 5/24/93

Turnovers

30 at Golden State 5/2/76

Points

GAME 151** vs. Portland 5/11/92
140 at Golden State 5/4/94

HALF 86** vs. Portland (2nd) 5/11/92
81*** at Boston (2nd) 6/4/76

QTR 43 vs. Houston (2nd) 5/9/95

OT 21 at L.A. Lakers 5/4/06

Suns Largest Margin of Victory

36 Suns 135, Warriors 99 5/13/89

Suns Team Playoff Lows

Field Goals Made

21 at Seattle 4/27/97

Field Goals Attempted

68 at Portland 5/2/95

Field Goal Percentage

.269 at Seattle 4/27/97

Free Throws Made

6 at Seattle 5/3/97

Free Throws Attempted

9 at Seattle 5/3/97

9 at Kansas City 4/4/80

Rebounds

26 vs. L.A. Clippers 5/10/06

Assists

9 at San Antonio 4/25/00

Personal Fouls

12 vs. L.A. Lakers 5/25/10

Steals

0 vs. Dallas 5/28/06
at Seattle 4/15/76

Blocks

0 at Houston 5/13/95

Turnovers

5 at L.A. Clippers 5/14/06
at Memphis 4/29/05

Points

GAME 65 at L.A. Lakers 5/16/00

HALF 23^ at L.A. Lakers (1st) 5/16/00

QTR 9 at L.A. Lakers (2nd) 5/16/00

OT 4*** at Chicago (1st) 6/13/93

* Overtime ** Double Overtime *** Triple Overtime # NBA Record

^Tied for NBA Record

Opponents Playoff Records

Opponents Individual Playoff Records

Minutes

60***	JoJo White at Boston	6/4/76
58***	B.J. Armstrong at Chicago	6/13/93
57***	Michael Jordan at Chicago	6/13/93
56***	Scottie Pippen at Chicago	6/13/93
55**	Elton Brand at L.A. Clippers	5/16/06

Field Goals Made

21	Michael Jordan at Chicago	6/16/93
----	---------------------------	---------

Field Goals Attempted

43***	Michael Jordan at Chicago	6/13/93
37	Michael Jordan at Chicago	6/16/93

3-PT. Field Goals Made

8	Gary Payton vs. Seattle	4/29/97
---	-------------------------	---------

Free Throws Made

18	David Robinson at San Antonio	5/16/93
----	-------------------------------	---------

Free Throws Attempted

23	David Robinson at San Antonio	5/16/93
----	-------------------------------	---------

Rebounds

27	Wilt Chamberlain at L.A. Lakers	4/9/70
----	---------------------------------	--------

Assists

24^	Magic Johnson at L.A. Lakers	5/15/84
-----	------------------------------	---------

Steals

6	Several players	
---	-----------------	--

Blocks

9	Tim Duncan at San Antonio	5/18/07
---	---------------------------	---------

Points

55	Michael Jordan vs. Chicago	6/16/93
50	Dirk Nowitzki at Dallas	6/1/06
50*	Kobe Bryant at L.A. Lakers	5/4/06

Opponents Team Playoff Highs

Field Goals Made

61 at L.A. Lakers 4/18/85

Field Goals Attempted

130*** at Chicago 6/13/93

106 at Seattle 5/4/79

at L.A. Lakers 3/25/70

Field Goal Percentage

.651 vs. Utah (54-83) 4/25/91

3-PT. Field Goals Made

16* vs. Seattle (16-33) 5/1/97

Free Throws Made

40* at L.A. Lakers 4/9/80

37 at Portland 5/5/92

Free Throws Attempted

53** vs. Portland 5/11/92

48 vs. Seattle 4/20/76

Rebounds

68 at L.A. Lakers 4/9/70

Assists

44 at L.A. Lakers 4/9/70

Personal Fouls

38 vs. Seattle 6/5/93

Steals

20 at Golden State 5/2/76

Blocks

14 at Seattle 5/4/79

Turnovers

31 vs. Seattle 5/6/79

Points

GAME 153** vs. Portland 5/11/92

147 at L.A. Lakers 4/20/85

HALF 79** vs. Portland (2nd) 5/11/92

77 at L.A. Lakers (1st) 4/18/85

QTR 45 at L.A. Lakers (1st) 4/18/85

OT 16 at Boston (3rd) 6/4/76

Opponents Largest Margin of Victory

44 Seattle 122, Suns 78 4/27/97

Opponents Team Playoff Lows

Field Goals Made

27 at San Antonio 4/22/00

Field Goals Attempted

62 vs. Portland 5/12/99

Field Goal Percentage

.358 at San Antonio (29-81) 4/25/00

at Seattle (38-106) 5/4/79

Free Throws Made

4 at Houston 5/8/94

Free Throws Attempted

8 at Houston 5/8/94

Rebounds

25 vs. Seattle 6/1/93

Assists

7 vs. L.A. Lakers 5/2/07

Personal Fouls

12 at Dallas 5/26/06

Steals

1 vs. San Antonio 4/27/08

at L.A. Clippers 5/18/06

at Boston 5/23/76

Blocks

0*** at Boston 6/4/76

at Portland twice; last 5/2/95

Turnovers

6 vs. L.A. Lakers 5/25/10

vs. Dallas 5/28/06

Points

GAME 70 at San Antonio 4/22/00

HALF 32 vs. Kansas City (1st) 4/2/80

QTR 8 at Houston (4th) 5/11/94

OT 4 at Chicago (1st) 6/13/93

* Overtime ** Double Overtime *** Triple Overtime

Playoff History Breakdown

RECORD BY SERIES

Round	Series	Overall	Home	Road
Western Conference First Round	15-11	56-49	35-19	21-30
Western Conference Semifinals	9-9	53-50	34-17	19-33
Western Conference Finals	2-7	20-34	13-14	7-20
NBA Finals	0-2	4-8	2-4	2-4
Totals	26-29	133-141	84-54	49-87

YEAR-BY-YEAR

Year	Overall	Home	Road
1969-70	3-4	2-1	1-3
1975-76	10-9	7-2	3-7
1977-78	0-2	0-1	0-1
1978-79	9-6	7-1	2-5
1979-80	3-5	3-1	0-4
1980-81	3-4	2-2	1-2
1981-82	2-5	1-2	1-3
1982-83	1-2	1-1	0-1
1983-84	9-8	5-3	4-5
1984-85	0-3	0-1	0-2
1988-89	7-5	4-3	3-2
1989-90	9-7	5-2	4-5
1990-91	1-3	1-1	0-2
1991-92	4-4	3-1	1-3
1992-93	13-11	7-6	6-5
1993-94	6-4	3-2	3-2
1994-95	6-4	4-2	2-2
1995-96	1-3	1-1	0-2
1996-97	2-3	1-1	1-2
1997-98	1-3	1-1	0-2
1998-99	0-3	0-1	0-2
1999-00	4-5	3-1	1-4
2000-01	1-3	0-2	1-1
2002-03	2-4	1-2	1-2
2004-05	9-6	4-4	5-2
2005-06	10-10	7-4	3-6
2006-07	6-5	4-2	2-3
2007-08	1-4	1-1	0-3
2009-10	10-6	6-2	4-4
Totals	133-141	84-54	49-87

TEAM-BY-TEAM

Team	Series	Overall	Home	Road
Boston	0-1	2-4	2-1	0-3
Chicago	0-1	2-4	0-3	2-1
Dallas	1-1	6-6	3-3	3-3
Denver	2-1	6-3	4-1	2-2
Golden State	3-0	11-4	6-2	5-2
Houston	0-2	6-8	3-4	3-4
KC-Sacramento	2-2	10-9	7-4	3-5
L.A. Clippers	1-0	4-3	3-1	1-2
L.A. Lakers	4-8	24-38	16-14	8-24
Memphis	1-0	4-0	2-0	2-0
Milwaukee	0-1	0-2	0-1	0-1
Portland	4-3	15-16	10-5	5-11
San Antonio	4-6	22-25	14-10	8-15
Seattle-OKC	2-2	13-12	9-3	4-9
Utah	2-1	8-7	5-2	3-5
Totals	26-29	133-141	84-54	49-87

*Phoenix twice had a first-round bye (1976, 1981)

Overall Series Record:	26-29 (.473)
Series Record with Homecourt:	18-9 (.667)
Series Record without Homecourt:	8-20 (.286)
Record in Deciding Games:	10-7 (6-3 home; 4-4 road)
Record when facing elimination:	26-29 (.473)
Times Sweeping Opponent:	6 (6 times with homecourt)
Times Being Swept:	4 (1 time with homecourt)
Overtime Record:	10-8 (2-2 in double ot, 1-1 in triple ot)



OPPONENTS

NBA Offices

National Basketball Association, NBA Entertainment, WNBA, NBA G League, NBA 2K LEAGUE

New York

Olympic Tower
645 Fifth Avenue
New York, NY 10022
Telephone: (212) 407-8000
Fax: (212) 832-3861

New Jersey

100 Plaza Drive
Secaucus, NJ 07094
Telephone: (201) 865-1500
Fax: (201) 974-5973

INTERNATIONAL OFFICES

ASIA/PACIFIC

CHINA—BEIJING

19th Floor, Office Tower 2
China Central Place
No. 79 Jianguo Road
Chaoyang District
Beijing, China 100025
Telephone: +86-10-5200-8200
Fax: +86-10-5200-8202

CHINA—SHANGHAI

Unit 2703-2708, 27F, Tower 2 Plaza 66
1266 Nanjing West Road,
Jing An District
Shanghai, China 200040
Telephone: +86-21-6137-2200
Fax: +86-21-6288-9920

HONG KONG

Room 3101, Lee Gardens One
33 Hysan Avenue
Causeway Bay, Hong Kong
Telephone: +852-2843-9600
Fax: +852-2536-4808

PHILIPPINES

Unit 1701, World Plaza Building
5th Avenue corner 30th Street
Bonifacio Global City
Taguig, 1634 Philippines
Jandric Lim, Communications; +632-866-8205

TAIWAN

Suite 1303, No. 88, Section 2
Chung Hsiao East Road
Taipei, Taiwan ROC 100
Telephone: +886-2-2397-8000
Fax: +886-2-2358-1098

AFRICA

9th Floor GreenPark Corner
3 Lower Road
Morningside 2196
Johannesburg, South Africa
Telephone: +27-100-072-668

CANADA

50 Bay Street, Suite 1402
Toronto, Ontario Canada M5J 3A5
Telephone: (416) 682-2000
Fax: (416) 364-0205

LATIN AMERICA

BRAZIL

Av Borges de Medeiros, 633
Sala 301 – Leblon
Rio de Janeiro, RJ, Brazil 22430-041
Telephone: +55-21-3206-6400
Fax: +55-21-2586-6001

MEXICO

Av. Prolongacion Paseo de la Reforma
No. 1236, Planta Baja Desarrollo Santa Fe
Cuajimalpa De Morelos, Ciudad De Mexico 05348
Telephone: +52-55-9171-7700

EUROPE & THE MIDDLE EAST

LONDON

Endeavour House
189 Shaftesbury Avenue
London, United Kingdom WC2H 8JR
Telephone: +44-20-7420-8900

SPAIN

Leganitos Street 6th Floor
28013 Madrid, Spain
Ignasi Castello, Communications,
Telephone: +34-912-153-573

INDIA

Tower 1, 10th Floor
Indiabulls Finance Center
Senapati Bapat Marg Mumbai
Maharashtra 400013
Telephone: +91-22-6124-6100

NBA G League Directory

Northern Arizona Suns

3201 N. Main Street
Prescott Valley, AZ 86314
Tel: (928) 772-7867
Arena: Prescott Valley Event Center
Media Relations Contact: Jake Withee
(jwitheeg@nazsuns.com)
Website: www.nazsuns.com
NBA Affiliation: Suns

NBA G League Office

Olympic Tower
645 5th Avenue
New York, NY 10022
Media Relations Contact: Joanna Shapiro
(jshapiro@nba.com)

Agua Caliente Clippers of Ontario

1947 East Convention Center Way, Ontario, CA 91764
Tel: (909) 406-9090
Arena: Citizens Business Bank Arena
Media Relations Contact: Brandon Ehrlich
(behrlich@clippers.com)
Website: www.aguacalienteclipper.com
NBA Affiliation: LA Clippers

Austin Spurs

13581 Pond Springs Road, Suite 108, Austin, TX 78729
Tel: (512) 236-8333; Fax: (512) 236-8444
Arena: H-E-B Center at Cedar Park
Media Relations Contact: Perri Traviillon
(ptraviillon@gattcenter.com); Lauren Venticinque
(lventicinque@gattcenter.com)
Website: www.austinspurs.com
NBA Affiliation: San Antonio

Canton Charge

1101 Market Avenue North, Canton, OH 44702
Tel: (866) 444-1944; Fax: (330) 489-1703
Arena: Canton Memorial Civic Center
Media Relations Contact: Sean Wyatt
(swyatt@cantoncharge.com); Mike Clark
(mclark@cantoncharge.com)
Website: www.cantoncharge.com
NBA Affiliation: Cleveland

Capital City Go-Go

601 F Street, NW, 4th Floor, Washington, DC 20004
Tel: (202) 292-1058
Arena: Entertainment & Sports Arena
in Congress Heights
Media Relations Contact: Matt Quinn
(mquinn@monumentalsports.com)
Website: www.CapitalCityGoGo.com
NBA Affiliation: Washington

Delaware Blue Coats

300 Martin Luther King Blvd, Ste. 200;
Wilmington, DE 19801
Tel: (302) 504-7587; Fax: (302)351-5370
Arena: 76ers Fieldhouse
Media Relations Contact: Amanda Janczak
(amandajanczak@76ers.com);
Alex Yoh (alexeyoh@76ers.com)
Website: www.sixers.com/bluecoats
NBA Affiliation: Philadelphia

Erie BayHawks

110 East 8th Street, Erie, PA 16501
Tel: (814) 790-5600; Fax: (814) 790-5608
Arena: Erie Insurance Arena
Media Relations Contact: Billy Hartman
(billy.hartman@nbaerie.com)
Website: www.nbaerie.com
NBA Affiliation: Atlanta

Fort Wayne Mad Ants

1910 St. Joe Center Rd, Suite 61; Fort Wayne, IN 46825
Tel: (219) 466-4667; Fax: (260) 469-4674
Arena: Allen County War Memorial Coliseum
Media Relations Contact: Ryan Stevens
(rstevens@ftwaynemadants.com)
Website: www.ftwaynemadants.com
NBA Affiliation: Indiana

Grand Rapids Drive

40 Monroe Center NW, Suite 11;
Grand Rapids MI 49503
Tel: (844) 473-7483
Arena: DeltaPlex Arena
Media Relations Contact: Rob Johnson
(rjohnson@nagrandrapids.com)
Website: www.nagrandrapids.com
NBA Affiliation: Detroit

Greensboro Swarm

2411 West Gate City Blvd.; Greensboro, NC 27403
Tel: (336) 907-3600
Arena: Fieldhouse at the Greensboro
Coliseum Complex
Media Relations Contact: Justin Trujillo
(jtrujillo@gswarm.com)
Website: www.gswarm.com
NBA Affiliation: Charlotte

Iowa Wolves

730 3rd Street; Des Moines, Iowa 50309
Tel: (515) 564-8550; Fax: (515) 564-8551
Arena: Wells Fargo Arena
Media Relations Contact: Seth Nutting
(seth.nutting@iawolves.com)
Website: www.iawolves.com
NBA Affiliation: Minnesota

Lakeland Magic

701 West Lime Street; Lakeland, FL 33815
Tel: (863) 825-3258; Fax: (863) 825-3279
Arena: RP Funding Center
Media Relations Contact: Ashley Foss
(afoss@lakelandmagic.com)
Website: www.lakelandmagic.com
NBA Affiliation: Orlando

Long Island Nets

168 39th Street, 8th Floor; Brooklyn, NY 11232
Tel: (718) 215-2299; Fax: (718) 522-3544
Arena: NYCB Live's Nassau Veterans
Memorial Coliseum
Media Relations Contact: Megan Walsh
(mw Walsh@brooklynets.com)
Website: www.longislandnets.com
NBA Affiliation: Brooklyn

Maine Red Claws

550 Forest Avenue; Portland, ME 04012
Tel: (207) 210-6659; Fax: (207) 210-6659
Arena: Portland Exposition Building
Media Relations Contact: Evans Boston
(eboston@maineredclaws.com)
Website: www.maineredclaws.com
NBA Affiliation: Boston

Memphis Hustle

191 Beale Street; Memphis, TN 28103
Tel: (901) 205-1234; Fax: (901) 205-1244
Arena: The Landers Center
Media Relations Contact: Geoffrey Langham
(glangham@grizzlies.com)
Website: www.memphishustle.com
NBA Affiliation: Memphis

Oklahoma City Blue

208 Thunder Drive; Oklahoma City, OK 73102
Tel: (405) 208-4800; Fax: (405) 429-7900
Arena: Cox Convention Center
Media Relations Contact: Laila Wani
(lwani@okcthunder.com); Shelby Willingham
(swillingham@okcthunder.com)
Website: www.okcacityblue.com
NBA Affiliation: Oklahoma City

Raptors 905

5600 Rose Cherry Place; Mississauga, ON L4Z4B6
Tel: (416) 815-5600 Fax: (416) 357-9205
Arena: Paramount Fine Foods Centre
Media Relations Contact: Stefano Toniutti
(Stefano.toniutti@mlse.com)
Website: www.raptors905.com
NBA Affiliation: Toronto

Rio Grande Valley Vipers

4900 S. I-69; Edinburg, Texas, 78539
Tel: (956) 972-1144; Fax: (956) 972-1150
Arena: Bert Ogden Arena
Media Relations Contact: Amairani Ramirez
(amairanir@rgvipers.com)
Website: www.rgvipers.com
NBA Affiliation: Houston

Salt Lake City Stars

301 West South Temple; Salt Lake City, UT 84101
Tel: (801) 325-2500
Arena: Lifetime Activities Center – Bruin Arena
Media Relations Contact: Matt de Nesnera
(matt.denesnera@utahjazz.com)
Website: www.slstars.com
NBA Affiliation: Utah

Santa Cruz Warriors

903 Pacific Avenue, Suite 101; Santa Cruz, CA 95060
Tel: (831) 731-4396; Fax: (831) 466-3201
Arena: Kaiser Permanente Arena
Media Relations Contact: Massimo Degaudenzi
(massimo@santacruzbasketball.com)
Website: www.santacruzbasketball.com
NBA Affiliation: Golden State

Sioux Falls Skyforce

2131 South Minnesota Ave; Sioux Falls, SD 57105
Tel: (605) 332-0605; Fax: (605) 332-2305
Arena: Sanford Pentagon
Media Relations Contact: Matt Dykstra
(mattydykstra@skyforceonline.com)
Website: www.skyforceonline.com
NBA Affiliation: Miami

South Bay Lakers

2275 E. Mariposa Ave.; El Segundo, CA 90245
Tel: (310) 426-6000; Fax: (310) 426-6031
Arena: Toyota Sports Center
Media Relations Contact: Noah Camarena
(ncamarena@sb-lakers.com)
Website: www.sblakers.com
NBA Affiliation: Los Angeles Lakers

Stockton Kings

400 E. Main, Suite 760, 95202; Stockton, CA
Tel: (888) 465-7209
Arena: Stockton Arena
Media Relations Contact: Rahsaan Gethers
(rgethers@kings.com)
Website: www.stocktonkings.com
NBA Affiliation: Sacramento

Texans Legends

2601 Avenue of the Stars, Suite 300; Frisco, TX 75034
Tel: (214) 469-0822; Fax: (214) 469-0823
Arena: Dr. Pepper Arena
Media Relations Contact: Britney Wynn
(bwnyn@texlegends.com)
Website: www.texlegends.com
NBA Affiliation: Dallas

Westchester Knicks

198 Central Ave.; White Plains, NY 10606
Tel: (914) 559-6888
Arena: Westchester County Center
Media Relations Contact: Derek Lapinski
(derek.lapinski@gmsg.com)
Website: www.westchesterknicks.com
NBA Affiliation: New York

Windy City Bulls

5333 Prairie Stone Parkway;
Hoffman Estates, IL 60192
Tel: (84) 396-7070
Arena: Sears Centre Arena
Media Relations Contact: Kalyn Hutchinson
(khutchinson@bulls.com)
Website: www.windycitybulls.com
NBA Affiliation: Chicago

Wisconsin Herd

540 High Avenue; Oshkosh, WI 54901
Tel: (920) 233-4374; Fax: (920) 744-0238
Arena: Menominee Nation Arena
Media Relations Contact: Eric Kohlbeck
(ekohlbeck@bucks.com)
Website: www.wisconsinherd.com
NBA Affiliation: Milwaukee

Atlanta Hawks



Emory Sports Medicine Complex
1968 Hawks Lane
Brookhaven, GA 30329
(404) 878-3800
Fax: (404) 878-3590
www.hawks.com

2018-2019 vs. Suns:

February 2 at Phoenix
 February 23 at Atlanta

2017-2018 Finish:

24-58 (.293)

Fifth in Southeast Division

Playoffs:

Did not qualify

Principal Owner/NBA Governor	Tony Ressler
Vice Chairman of the Board of Directors	Grant Hill
General Manager/Head of Basketball Ops.	Travis Schlenk
Head Coach	Lloyd Pierce
Assistant Coaches	Melvin Hunt, Chris Jent, Greg Foster, Marlon Garnett, Matt Hill
Head Athletic Trainer	Scottie Parker
Senior Vice President of Public Relations	Garin Narain
Senior Director of Media Relations	Jon Steinberg
Manager of Media Relations	Jelani Downing
Home Court	State Farm Arena (TBA, built in 1999)
Team Colors	Torch Red, Georgia Granite Gray, Volt Green
Radio	WZGC (92.9 FM) Steve Holman
TV	Fox Sports Southeast Bob Rathbun, Dominique Wilkins, Andre Aldridge, Rebecca Kaple

2017-2018 Regular Season Stats – Suns vs. Hawks

PLAYER	G-GS	MIN	FG-FGA	PCT	3FG-FGA	PCT	FT-FTA	PCT	OFF	DEF	TOT	AST	PF	DQ	STL	TO	BLK	PTS	AVG	H
Warren	2-2	81	31-47	.660	2-6	.333	2-2	1.000	4	5	9	2	6-0	0	3	1	66	33.0	35	
Booker	2-2	75	17-35	.486	5-9	.556	15-18	.833	0	6	6	10	4-0	4	13	0	54	27.0	34	
Chriss	2-1	52	11-20	.550	7-12	.583	5-10	.500	2	14	16	4	4-0	1	3	6	34	17.0	17	
Jackson	1-0	25	5-10	.500	0-1	.000	0-0	—	0	4	4	1	3-0	0	3	0	10	10.0	10	
Payton (TOT)	3-3	93	13-33	.394	1-9	.111	1-1	1.000	4	12	16	23	8-0	3	7	2	28	9.3	11	
Payton (PHO)	1-1	29	5-13	.385	0-0	—	1-1	1.000	2	8	10	14	1-0	1	2	1	11	11.0	11	
Len	2-0	25	5-7	.714	0-0	—	2-3	.667	1	3	4	0	5-0	2	1	0	12	6.0	10	
Daniels	2-0	36	3-9	.333	2-7	.286	2-3	.667	0	4	4	2	4-0	1	2	0	10	5.0	5	
Chandler	2-2	51	4-6	.667	0-0	—	1-4	.250	5	10	15	3	4-0	2	0	2	9	4.5	6	
Ulis	1-1	24	2-5	.400	0-0	—	0-0	—	1	3	4	5	3-0	2	3	0	4	4.0	4	
Bender	2-1	48	2-11	.182	2-10	.200	0-0	—	0	7	7	8	2-0	0	3	0	6	3.0	6	
Canaan (PHO)	1-0	20	0-4	.000	0-2	.000	0-0	—	1	3	4	6	3-0	0	1	0	0	0.0	0	
Harrison	1-0	13	0-2	.000	0-1	.000	0-0	—	0	5	5	2	2-0	0	1	0	0	0.0	0	
SUNS	2	480	85-169	.503	18-48	.375	28-41	.683	16	72	88	57	41-0	13	36	10	216	108.0	112	
PLAYER	G-GS	MIN	FG-FGA	PCT	3FG-FGA	PCT	FT-FTA	PCT	OFF	DEF	TOT	AST	PF	DQ	STL	TO	BLK	PTS	AVG	H
Ilyasova	1-1	34	7-15	.467	3-7	.429	4-5	.800	3	6	9	0	0-0	1	1	0	21	21.0	21	
Schroder	2-2	59	16-33	.485	3-10	.300	6-7	.857	2	6	8	11	3-0	1	9	0	41	20.5	21	
Bazemore	1-1	29	7-8	.875	4-5	.800	2-2	1.000	0	3	3	4	6-1	4	5	0	20	20.0	20	
Belinelli	1-0	21	7-11	.636	1-3	.333	1-1	1.000	1	1	2	0	2-0	1	0	0	16	16.0	16	
Prince	2-2	64	10-30	.333	7-15	.467	4-4	1.000	1	8	9	4	2-0	1	4	2	31	15.5	22	
Dorsey	1-1	32	4-12	.333	2-5	.400	2-2	1.000	0	5	5	3	2-0	1	1	0	12	12.0	12	
Muscala	1-0	23	4-6	.667	2-3	.667	0-0	—	0	3	3	0	3-0	1	1	1	10	10.0	10	
Plumlee	2-1	53	7-12	.583	0-0	—	2-5	.400	6	12	18	2	5-0	0	3	1	16	8.0	10	
Dedmon	1-1	22	3-8	.375	1-4	.250	0-0	—	1	3	4	1	0-0	1	1	2	7	7.0	7	
Morris	1-0	25	3-6	.500	1-2	.500	0-0	—	0	5	5	2	0-0	0	1	0	7	7.0	7	
Delaney	2-0	29	4-12	.333	3-6	.500	2-3	.667	0	1	1	6	5-0	2	1	1	13	6.5	12	
Collins	2-1	43	2-12	.167	0-1	.000	6-6	1.000	8	4	12	4	9-0	4	3	1	10	5.0	6	
Taylor	2-0	33	4-11	.364	0-0	—	2-2	1.000	0	3	3	4	2-0	0	1	0	10	5.0	8	
Cavanaugh	1-0	14	1-5	.200	0-3	.000	0-0	—	4	3	7	0	1-0	1	1	0	2	2.0	2	
Cleveland (TOT)	1-0	1	0-0	—	0-0	—	0-0	—	0	0	0	0	0-0	0	0	0	0	0.0	0	
HAWKS	2	480	79-181	.436	27-64	.422	31-37	.838	26	63	89	41	40-1	18	32	8	216	108.0	113	

Series Scores & Summary

Date	Site	Final	W/L	Date	Site	Final	W/L	Date	Site	Final	W/L	Date	Site	Final	W/L
10/27/68	Phx	100-123	L	10/20/73	Phx	118-108	W	1/6/81	Phx	102-86	W	4/1/94	Phx	93-87	W
12/6/68	Phx	99-121	L	10/30/73	Atl	101-122	L	11/18/81	Atl	97-102	L	11/9/94	Phx	106-102	W
1/5/69	Atl	96-97	L	1/2/74	Atl	116-113	W	2/12/82	Phx	94-90	W	3/18/95	Atl	117-122	L
1/16/69	Atl	107-112	L	2/16/74*	Phx	124-123	W	11/20/82	Phx	91-80	W	11/22/95	Phx	117-112	W
1/17/69	Atl	107-112	L	11/7/74	Atl	108-109	L	1/25/83	Atl	94-96	L	1/31/96	Atl	120-84	W
1/22/69	Phx	107-125	L	12/3/74	Phx	85-91	L	12/6/83	Atl	88-95	L	1/7/97*	Atl	103-105	L
10/18/69	Atl	116-121	L	2/15/75	Phx	107-111	L	2/9/84	Phx	118-105	W	2/5/97	Phx	99-81	W
11/16/69	Alb.	139-118	W	3/16/75	Atl	114-117	L	11/10/84	Phx	107-114	L	12/11/97	Phx	94-78	W
1/29/70	Phx	111-102	W	1/3/76	Atl	100-89	W	1/23/85	Atl	100-101	L	1/26/98	Atl	96-91	W
3/1/70	Atl	109-98	W	2/26/76	Phx	115-97	W	11/6/85	Phx	106-114	L	3/19/99	Atl	85-93	L
3/8/70	Phx	130-119	W	3/11/76	Atl	104-99	W	11/13/85	Atl	101-108	L	2/18/00	Phx	85-73	W
3/15/70	Atl	111-126	L	3/25/76	Phx	107-98	W	11/7/86	Atl	86-106	L	3/30/00	Atl	118-74	W
11/7/70	Atl	107-100	W	12/12/76	Atl	106-91	W	11/26/86	Phx	120-106	W	11/9/00	Phx	88-79	W
12/2/70	Phx	126-112	W	1/10/77	Atl	93-92	W	12/9/87	Phx	117-105	W	1/29/01	Atl	95-82	W
12/25/70	Phx	127-115	W	2/8/77	Phx	117-104	W	3/8/88	Atl	113-143	L	11/8/01	Phx	108-80	W
1/10/71	Atl	116-105	W	4/5/77	Phx	108-102	W	2/4/89*	Phx	116-118	L	3/15/02	Atl	89-104	L
3/10/71	Atl	98-139	L	12/4/77	Phx	89-96	L	3/14/89	Atl	114-112	W	11/6/02	Phx	93-88	W
11/20/71	Atl	109-115	L	12/18/77**	Atl	129-134	L	2/1/90	Phx	102-90	W	12/14/02	Atl	102-88	W
12/9/71	Phx	135-115	W	2/9/78	Phx	125-98	W	3/6/90	Atl	113-111	W	11/12/03	Phx	94-99	L
1/2/72	Phx	111-116	L	2/22/78	Char.	95-107	L	3/7/91	Atl	106-104	W	1/27/04	Atl	89-85	W
1/30/72	Phx	105-103	W	12/6/78	Phx	136-109	W	3/16/91	Phx	128-116	W	11/3/04	Phx	112-82	W
2/23/72	Atl	118-120	L	2/9/79	Phx	102-105	L	11/5/91	Phx	115-119	L	3/22/05	Atl	105-94	W
11/18/72	Atl	122-126	L	2/24/79	Atl	85-110	L	1/2/92	Atl	105-123	L	12/4/05	Phx	112-94	W
11/29/72	Phx	109-98	W	1/17/80	Phx	101-99	W	1/23/93	Atl	110-91	W	1/27/06	Atl	110-106	W
2/16/73	Phx	104-111	L	2/22/80	Atl	104-111	L	2/18/93	Phx	131-119	W	2/9/07	Phx	111-120	L
3/16/73	Atl	127-135	L	1/6/81	Atl	113-106	W	1/26/94	Atl	107-116	L	2/25/07	Atl	115-106	W

*Overtime **Double Overtime

Suns Players Career Statistics vs. Hawks

PLAYER	G-GS	MIN	FG-FGA	PCT	3FG-FGA	PCT	FT-FTA	PCT	OFF	DEF	TOT	AST	PF-DQ	STL	TO	BLK	PTS	AVG	HI
Anderson	21-9	570	100-216	.463	48-122	.393	33-35	.943	47	63	110	16	51-0	5	20	4	281	13.4	23
Ariza	29-18	797	96-250	.384	36-112	.321	37-43	.860	35	110	145	40	39-0	32	38	8	265	9.1	24
Bender	3-1	60	2-13	.154	2-12	.167	0-0	—	0	8	8	8	3-0	0	3	0	6	2.0	6
Booker	5-5	183	40-92	.435	13-29	.448	23-34	.676	0	14	14	17	16-1	9	19	0	116	23.2	34
Canaan	6-2	145	17-52	.327	13-33	.394	13-17	.765	1	15	16	18	16-0	3	8	1	60	10.0	24
Chandler	39-29	1132	110-214	.514	0-0	—	88-134	.657	127	238	365	32	112-1	24	54	60	308	7.9	18
Daniels	8-0	115	13-42	.310	9-26	.346	4-6	.667	3	8	11	3	10-0	3	5	0	39	4.9	15
Harrison	1-0	13	0-2	.000	0-1	.000	0-0	—	0	5	5	2	2-0	0	1	0	0	0.0	0
Holmes	9-1	165	34-62	.548	2-10	.200	8-11	.727	17	25	42	10	16-0	4	6	5	78	8.7	25
Jackson	1-0	25	5-10	.500	0-1	.000	0-0	—	0	4	4	1	3-0	0	3	0	10	10.0	10
Warren	6-3	163	47-86	.547	2-9	.222	4-4	1.000	10	12	22	8	14-0	5	14	5	100	16.7	35

Series Highlights & Top Performances

The Suns have won 35 of the last 51 meetings, including 21 of the last 25 at Talking Stick Resort Arena... Jan. 2, 2018, **Devin Booker** and **T.J. Warren** each scored 30-plus points... Jan. 23, 2016, **Tyson Chandler** tied a Suns franchise record (Paul Silas, 1971) with 27 total rebounds and set a Suns record with 13 offensive rebounds... April 5, 2016, **Mirza Teletovic** set a new NBA record for most three pointers off the bench (169) in a season... Jan. 29, 2008, Phoenix posted a franchise-record 19 blocked shots en route to a 125-92 win at home... Series bests: February 16, 1974 in Phoenix, Hawk **Lou Hudson** scored 44 points... February 18, 2000 in Phoenix, Hawks center **Dikembe Mutombo** grabbed 25 rebounds... January 10, 1971 in Atlanta, **Paul Silas** set a Suns record by hitting 17-17 FT in a 116-105 victory... March 10, 1971 in Atlanta, the Suns shot a record-low .297 from the field and **Pete Maravich** scored 37 points in Atlanta's biggest victory over the Suns, 139-98 (41 points).

By The Numbers:

Suns vs. Atlanta 2017-2018: 1-1

1/2/18 at Phoenix: Suns 104, Hawks 103

3/4/18 at Atlanta: Hawks 113, Suns 112

All-Time Series Results:

Suns vs. Hawks at Phoenix: 46-17

Suns vs. Hawks at Atlanta: 26-37

Suns vs. Hawks overall: 72-54

Suns largest margin of victory: 44 (118-74, 3/30/00)

Suns high point total: 139 (11/16/69)

Suns low point total: 69 (4/7/15)

Hawks largest margin of victory: 41 (139-98, 3/10/71)

Hawks high point total: 143 (3/8/88)

Hawks low point total: 73 (2/18/00)

HOME

Suns last win: 1/2/18 (104-103)

Suns last loss: 3/13/15 (96-87)

Streaks:

Won three

AWAY

Suns last win: 3/24/14 (102-95)

Suns last loss: 3/4/18 (113-112)

Lost four

Boston Celtics



226 Causeway St., 4th Floor
Boston, MA 02114
(617) 854-8000
Fax: (617) 523-5949
www.celtics.com

2018-2019 vs. Suns:

November 8 at Phoenix
 December 19 at Boston

2017-2018 Finish:

55-27 (.671)

Second in Atlantic Division

Playoffs:

Defeated Milwaukee 4-3
 Defeated Philadelphia 4-1
 Lost to Cleveland 4-3

Managing Partner, Governor & CEO

Wyc Grousbeck

President

Rich Gotham

President of Basketball Operations

Danny Ainge

Head Coach

Brad Stevens

Assistant Coaches

Jay Larranaga, Micah Shrewberry,
 Jamie Young, Jerome Allen,
 Scott Morrison

Head Athletic Trainer

Art Horne

Sr. Vice President of Communications

Christian Megliola

Vice President, Media Services/ Alumni Relations

Jeff Twiss

Sr. Director of Public Relations

Heather Walker

Media Relations Manager

Brian Olive

Assistant Communications Manager

Brandon Chinn

Home Court

TD Garden (18,624, built in 1995)

Team Colors

Green, Gold, Black, Brown, Beige, White

Radio

CBS Radio (98.5 FM) Sean Grande, Cedric Maxwell

TV

NBC Sports Boston (Cable)

Mike Gorman, Tom Heinsohn, Brian Scalabrine, Abby Chin

2017-2018 Regular Season Stats – Suns vs. Celtics

PLAYER	G-GS	MIN	FG-FGA	PCT	3FG-FGA	PCT	FT-FTA	PCT	OFF	DEF	TOT	AST	PF-DQ	STL	TO	BLK	PTS	AVG	HI
Booker	1-1	39	16-29	.552	3-8	.375	3-3	1.000	1	3	4	5	6-1	0	3	0	38	38.0	38
Warren	1-1	36	8-21	.381	1-2	.500	2-4	.500	4	3	7	1	1-0	4	1	0	19	19.0	19
Jackson	2-1	54	12-20	.600	1-3	.333	5-11	.455	1	6	7	2	3-0	2	4	0	30	15.0	23
Chandler	1-1	28	7-10	.700	0-0	—	0-0	—	6	12	18	3	1-0	0	0	0	14	14.0	14
Ulis	2-1	55	10-20	.500	2-5	.400	3-4	.750	1	4	5	10	2-0	2	6	1	25	12.5	19
Payton (TOT)	3-3	72	13-25	.520	1-2	.500	7-10	.700	3	10	13	8	4-0	2	5	0	34	11.3	22
Payton (PHO)	1-1	15	0-1	.000	0-0	—	0-0	—	0	1	1	3	2-0	1	1	0	0	0.0	0
Daniels	2-1	45	7-20	.350	7-18	.389	0-0	—	1	5	6	0	3-0	1	2	0	21	10.5	18
James	1-0	23	4-10	.400	0-3	.000	0-0	—	2	1	3	5	1-0	1	1	0	8	8.0	8
Len	1-0	14	3-8	.375	0-0	—	2-2	1.000	5	1	6	0	3-0	1	0	0	8	8.0	8
Chriss	2-2	46	7-10	.700	1-4	.250	0-2	.000	1	5	6	4	2-0	1	0	1	15	7.5	13
Monroe	1-0	20	2-6	.333	0-0	—	2-2	1.000	3	5	8	3	3-0	0	1	0	6	6.0	6
Reed	1-0	14	2-6	.333	1-5	.200	0-0	—	0	0	0	0	1-0	1	0	0	5	5.0	5
Bender	2-1	50	3-12	.250	3-10	.300	0-0	—	1	10	11	1	2-0	1	2	3	9	4.5	6
Williams	1-0	16	1-4	.250	0-0	—	1-2	.500	1	4	5	1	4-0	1	1	1	3	3.0	3
Harrison	1-0	10	1-3	.333	0-0	—	0-0	—	0	2	2	1	1-0	1	2	0	2	2.0	2
Dudley	2-0	15	1-2	.500	0-1	.000	0-0	—	0	5	5	3	2-0	0	0	0	2	1.0	2
SUNS	2	480	84-182	.462	19-59	.322	18-30	.600	27	67	94	42	37-1	16	29	6	205	102.5	111

PLAYER	G-GS	MIN	FG-FGA	PCT	3FG-FGA	PCT	FT-FTA	PCT	OFF	DEF	TOT	AST	PF-DQ	STL	TO	BLK	PTS	AVG	HI
Irving	1-1	31	8-14	.571	2-3	.667	1-1	1.000	0	0	0	5	1-0	2	3	0	19	19.0	19
Tatum	2-2	59	16-26	.615	3-5	.600	3-3	1.000	1	11	12	2	6-0	4	5	2	38	19.0	23
Morris	2-0	50	12-22	.545	4-10	.400	9-11	.818	0	11	11	1	1-0	0	1	0	37	18.5	20
Horford	2-2	64	13-22	.591	5-8	.625	2-2	1.000	3	11	14	18	3-0	1	2	2	33	16.5	19
Smart	1-0	28	3-6	.500	2-5	.400	5-6	.833	1	3	4	7	2-0	0	0	1	13	13.0	13
Brown	2-2	57	7-19	.368	4-6	.667	6-8	.750	1	4	5	5	4-0	4	5	1	24	12.0	17
Rozier	2-1	51	5-22	.227	5-14	.357	4-4	1.000	2	8	10	5	3-0	2	1	0	19	9.5	16
Monroe (BOS)	1-0	19	3-8	.375	0-0	—	2-2	1.000	2	2	4	3	3-0	1	2	0	8	8.0	8
Theis	1-0	10	3-5	.600	0-1	.000	0-0	—	1	1	2	1	2-0	1	0	0	6	6.0	6
Baynes	2-2	36	5-8	.625	0-0	—	0-0	—	3	4	7	5	5-0	0	3	1	10	5.0	6
Nader	1-0	17	1-4	.250	1-3	.333	0-0	—	0	0	0	1	1-0	1	0	2	3	3.0	3
Ojeleye	2-0	35	2-3	.667	2-3	.667	0-0	—	0	4	4	1	1-0	0	0	0	6	3.0	6
Larkin	1-0	21	1-8	.125	0-2	.000	0-0	—	0	2	2	2	3-0	2	0	0	2	2.0	2
Allen	1-0	0	0-0	—	0-0	—	0-0	—	0	0	0	0	0-0	0	0	0	0	0.0	0
Bird	1-0	0	0-0	—	0-0	—	0-0	—	0	0	0	0	0-0	0	0	0	0	0.0	0
Yabusele	1-0	0	0-0	—	0-0	—	0-0	—	0	0	0	0	0-0	0	0	0	0	0.0	0
CELTICS	2	480	79-167	.473	28-60	.467	32-37	.865	14	61	75	56	35-0	18	22	9	218	109.0	116

Series Scores & Summary

Date	Site	Final	W/L	Date	Site	Final	W/L	Date	Site	Final	W/L	Date	Site	Final	W/L
11/17/68	Phx	98-130	L	3/8/73*	Phx	134-141	L	12/7/79	Bos	92-100	L	1/24/92	Bos	100-93	W
11/22/68	Bos	106-133	L	11/9/73	Bos	107-122	L	2/13/80	Phx	135-134	W	2/16/93	Phx	110-97	W
1/1/69	Phx	87-93	L	12/15/73	Phx	121-120	W	12/30/80	Phx	97-116	L	4/2/93	Bos	118-114	W
2/12/69	Bos	110-116	L	3/7/74	Phx	97-99	L	1/7/81	Bos	90-108	L	12/27/93	Phx	118-102	W
2/22/69	Bos	100-124	L	3/13/74	Bos	97-104	L	2/10/82	Phx	112-110	W	1/30/94	Bos	94-106	L
2/25/69	Bos	99-112	L	11/22/74	Bos	94-95	L	3/14/82	Bos	92-105	L	12/2/94	Bos	107-102	W
11/18/69	Bos	119-120	L	12/25/74	Phx	110-96	W	1/28/83	Bos	104-111	L	2/21/95	Phx	121-129	L
12/25/69	Bos	127-116	W	2/14/75	Phx	106-112	L	2/26/83	Phx	101-103	L	1/18/95	Bos	109-113	L
2/10/70	Bos	122-117	W	3/12/75	Hart.	82-88	L	2/26/84	Phx	109-116	L	2/21/96	Phx	120-107	W
2/18/70	Phx	113-116	L	12/26/75	Bos	106-112	L	3/11/84	Bos	109-117	L	1/5/97	Bos	102-109	L
2/27/70	Bos	134-125	W	1/21/76	Bos	100-114	L	12/26/84	Phx	114-119	L	2/12/97	Phx	131-100	W
3/19/70	Phx	127-123	W	2/13/76	Phx	108-109	L	3/13/85	Bos	106-123	L	11/28/97*	Bos	112-108	W
10/15/70	Phx	119-100	W	3/31/76	Bos	102-122	L	11/8/85	Bos	101-125	L	12/30/97	Phx	100-90	W
10/30/70	Bos	112-127	L	12/10/76	Bos	107-103	W	2/17/86	Phx	108-101	W	1/28/00	Bos	88-91	L
1/8/71	Bos	114-122	L	12/29/76	Phx	97-87	W	12/26/86	Phx	112-122	L	3/20/00	Phx	110-106	W
2/16/71	Bos	119-116	W	2/26/77	Phx	104-108	L	3/11/87	Bos	109-118	L	1/26/01	Bos	83-99	L
2/19/71	Phx	116-112	W	3/13/77	Bos	107-124	L	1/20/88	Bos	115-131	L	3/15/01	Phx	101-105	L
11/12/71	Phx	128-119	W	12/23/77	Phx	129-110	W	2/15/88	Phx	106-107	L	12/7/01*	Bos	102-109	L
11/17/71	Bos	121-140	L	1/5/78	Hart.	121-111	W	1/4/89	Bos	106-104	W	12/27/01	Phx	84-82	W
1/17/72	Phx	114-104	W	2/16/78	Phx	95-98	L	2/17/89	Phx	135-126	W	12/11/02	Bos	103-94	W
2/18/72	Phx	126-115	W	3/17/78	Bos	108-115	L	1/28/90	Bos	118-126	L	2/16/03	Phx	102-92	W
2/22/72	Bos	103-114	L	12/8/78	Bos	124-104	W	2/20/90	Phx	120-99	W	12/5/03	Bos	110-106	W
11/15/72	Bos	94-113	L	12/30/78	Phx	112-109	W	1/4/91	Bos	103-132	L	12/26/03	Phx	102-104	L
12/13/72	Bos	100-105	L	3/14/79	Bos	126-117	W	2/19/91	Bos	109-105	W	1/28/05	Bos	128-119	W
2/20/73	Bos	97-107	L	3/21/79	Bos	134-113	W	11/13/91	Phx	111-117	L	2/27/05*	Phx	113-120	L

*Overtime

Suns Players Career Statistics vs. Celtics

PLAYER	G-GS	MIN	FG-FGA	PCT	3FG-FGA	PCT	FT-FTA	PCT	OFF	DEF	TOT	AST	PF-DQ	STL	TO	BLK	PTS	AVG	HI
Anderson	22-10	565	68-176	.386	25-76	.329	48-60	.800	47	62	109	24	54-0	11	31	9	209	9.5	21
Ariza	34-20	881	115-269	.428	42-115	.365	36-60	.600	38	109	147	46	71-0	48	40	9	308	9.1	27
Bender	2-1	50	3-12	.250	3-10	.300	0-0	—	1	10	11	1	2-0	1	2	3	9	4.5	6
Booker	5-5	170	52-108	.481	9-30	.300	41-45	.911	5	21	26	15	21-1	5	14	1	154	30.8	70
Canaan	9-5	206	23-69	.333	14-50	.280	11-15	.733	4	26	30	17	11-0	9	17	3	71	7.9	18
Chandler	35-25	1001	113-186	.608	0-1	.000	87-139	.626	103	224	327	26	85-2	24	50	50	313	8.9	20
Daniels	6-1	120	2-51	.451	17-39	.436	4-4	1.000	1	8	9	0	9-0	2	6	0	67	11.2	24
Harrison	1-0	10	1-3	.333	0-0	—	0-0	—	0	2	2	1	1-0	1	2	0	2	2.0	2
Holmes	6-0	100	12-27	.444	1-4	.250	3-5	.600	9	21	30	8	12-0	4	4	6	28	4.7	9
Jackson	2-1	54	12-20	.600	1-3	.333	5-11	.455	1	6	7	2	3-0	2	4	0	30	15.0	23
Reed	1-0	14	2-6	.333	1-5	.200	0-0	—	0	0	0	0	1-0	0	1	0	5	5.0	5
Warren	5-2	109	26-50	.520	3-7	.429	6-11	.545	9	13	22	3	11-0	6	1	3	61	12.2	19

Series Highlights & Top Performances

The Suns have won 28 of the last 50 meetings, including seven of the last 12 at Talking Stick Resort Arena... March 24, 2017, **Devin Booker** became the youngest player in NBA history to score 70 points (and 60) with a franchise record 70 points... March 5, 2017, Jan. 28, 2011, Phoenix held the Celtics to a series-low 71 points... Dec. 5, 2003, Phoenix overcame a 29-point deficit, the largest in franchise history, to defeat the Celtics, 110-106, in Boston... Feb. 12, 1997, **Kevin Johnson** became the first Suns player to record a triple-double in a single half, tallying 14 points, 14 assists and 11 rebounds in the first half... KJ finished with 22 points, 17 assists and 11 boards in the Suns' largest-ever victory over the Celtics, 131-100... Series bests: Feb. 15, 1988 in Phoenix, **Larry Bird** scored 49 points... Feb. 18, 1969 in Boston, **Bill Russell** grabbed 28 rebounds... Feb. 16, 1993 in Phoenix, Celtic **Dee Brown** recorded 18 assists... The most famous game in the rivalry came on June 4, 1976 in Game 5 of the 1976 NBA Finals when the teams battled through three overtimes before the Celtics claimed a 128-126 win.

By The Numbers:

Suns vs. Boston 2017-2018: 0-2

12/2/17 at Boston: Celtics 116, Suns 111

3/26/18 at Phoenix: Celtics 102, Suns 94

All-Time Series Results:

Suns vs. Celtics at Phoenix: 33-28

Suns vs. Celtics at Boston: 22-42

Suns vs. Celtics overall: 55-70

Suns largest margin of victory: 31 (131-100, 2/12/97)

Suns high point total: 135 (2/13/80 and 2/17/89)

Suns low point total: 79 (1/9/13, /20/12)

Celtics largest margin of victory: 32 (130-98, 11/17/68)

Celtics high point total: 141 (3/8/73*)

Celtics low point total: 71 (1/20/12 and 1/28/11)

	HOME	AWAY
Suns last win:	3/5/17 (109-106)	11/7/14 (118-114)
Suns last loss:	3/26/18 (102-94)	12/2/17 (116-111)
Streaks:	Lost one	Lost three

Brooklyn Nets



168 39th Street
7th Floor
Brooklyn, NY 11232
(718) 933-3000
www.brooklynets.com

2018-2019 vs. Suns:

November 6 at Phoenix
December 23 at Brooklyn

2017-2018 Finish:

28-54 (.341)

Fifth in Atlantic Division

Playoffs:

Did not qualify

Owner/Governor	Mikhail Prokhorov
General Manager	Sean Marks
Head Coach	Kenny Atkinson
Assistant Coaches	Jacque Vaughn, Chris Fleming, Bret Briellemaier, Adam Harrington, Jordan Ott, Tramon Bryant, Pablo Prigioni
Head Athletic Trainer	Sebastien Poirier
Senior Director of Public Relations	Aaron Harris
Senior Managers of Public Relations	Eli Pearlstein, Mitch Heckart
Public Relations Coordinator	Megan Walsh
Home Court	Barclays Center (17,732 built in 2012)
Team Colors	Black, White
Radio	WFAN (660 AM/101.9 FM) Chris Carrino, Tim Capstraw
TV	YES Network Ian Eagle, Ryan Ruocco, Sarah Kustok, Jim Spanarkel, Michael Grady

2017-2018 Regular Season Stats – Suns vs. Nets

PLAYER	G-GS	MIN	FG-FGA	PCT	3FG-FGA	PCT	FT-FTA	PCT	OFF	DEF	TOT	AST	PF-DQ	STL	TO	BLK	PTS	AVG	HI
Booker	2-2	70	17-37	.459	6-12	.500	10-10	1.000	1	8	9	5	9-1	2	8	0	50	25.0	32
James	2-2	55	14-29	.483	5-10	.500	7-8	.875	1	5	6	7	4-0	6	5	1	40	20.0	24
Warren	2-2	61	15-31	.484	0-3	.000	10-13	.769	5	15	20	2	7-0	2	1	4	40	20.0	20
Ulis	2-0	44	9-21	.429	1-5	.200	3-3	1.000	0	3	3	5	3-0	0	5	0	22	11.0	11
Len	2-0	50	3-11	.273	0-0	—	7-9	.778	9	20	29	1	7-0	1	3	2	13	6.5	7
Dudley	1-0	21	2-3	.667	1-1	1.000	1-2	.500	2	3	5	1	4-0	0	1	1	6	6.0	6
Jackson	2-0	37	5-20	.250	0-3	.000	2-4	.500	1	8	9	1	6-0	1	3	1	12	6.0	8
Bender	2-0	37	4-10	.400	2-5	.400	0-0	—	1	6	7	3	2-0	0	0	1	10	5.0	10
Chriss	2-2	37	1-6	.167	0-3	.000	7-8	.875	0	9	9	4	6-0	1	3	1	9	4.5	5
Daniels	2-0	24	3-8	.375	1-5	.200	0-0	—	0	1	1	1	1-0	0	0	0	7	3.5	4
Chandler	2-2	45	2-6	.333	0-0	—	1-2	.500	4	16	20	1	6-0	0	6	1	5	2.5	3
SUNS	2	480	75-182	.412	16-47	.340	48-59	.814	24	94	118	31	55-1	13	37	12	214	107.0	122

PLAYER	G-GS	MIN	FG-FGA	PCT	3FG-FGA	PCT	FT-FTA	PCT	OFF	DEF	TOT	AST	PF-DQ	STL	TO	BLK	PTS	AVG	HI
Russell	2-2	59	19-34	.559	2-7	.286	16-23	.696	1	11	12	12	5-0	2	6	1	56	28.0	33
Carroll	2-2	65	9-23	.391	3-9	.333	6-10	.600	3	13	16	1	8-0	4	2	1	27	13.5	14
Hollis-Jefferson	2-2	47	9-19	.474	0-1	.000	7-9	.778	1	8	9	1	2-0	1	2	2	25	12.5	21
Harris	2-0	44	10-19	.526	3-9	.333	1-2	.500	2	6	8	3	4-0	2	2	1	24	12.0	18
Crabbe	2-1	51	7-19	.368	4-11	.364	2-3	.667	1	9	10	0	6-0	1	1	1	20	10.0	15
Dinwiddie	2-0	49	6-18	.333	4-7	.571	3-3	1.000	2	2	4	11	7-0	2	1	0	19	9.5	15
Zeller	2-0	34	7-14	.500	0-1	.000	2-4	.500	4	3	7	0	3-0	1	1	1	16	8.0	12
LeVert	2-1	51	6-17	.353	1-7	.143	2-3	.667	2	4	6	3	4-0	5	4	1	15	7.5	11
Booker	1-0	19	2-7	.286	0-0	—	0-0	—	1	3	4	0	2-0	0	0	0	4	4.0	4
Acy	1-0	21	0-8	.000	0-7	.000	2-2	1.000	0	7	7	3	3-0	0	0	0	2	2.0	2
Mozgov	2-2	32	2-8	.250	0-2	.000	0-0	—	1	6	7	0	8-1	1	3	0	4	2.0	2
Kilpatrick	1-0	8	0-3	.000	0-2	.000	0-0	—	0	2	2	1	0-0	0	1	0	0	0.0	0
NETS	2	480	77-189	.407	17-63	.270	41-59	.695	18	74	92	35	52-1	19	23	8	212	106.0	114

Series Scores & Summary

Date	Site	Final	%A	Date	Site	Final	%A	Date	Site	Final	%A	Date	Site	Final	%A
11/19/76	Phx	88-90	L	1/6/83	N.J.	93-94	L	1/29/92	Phx	128-95	W	3/6/02	Phx	89-87	W
12/1/76	N.J.	106-96	W	11/23/83	Phx	108-110	L	12/8/92	N.J.	105-100	W	11/27/02	Phx	82-75	W
3/11/77	N.J.	73-82	L	3/14/84	N.J.	102-108	L	3/13/93	Phx	93-124	L	12/9/02	N.J.	93-106	L
4/10/77	Phx	128-104	W	11/24/84	Phx	98-86	W	12/3/93	N.J.	104-103	W	12/6/03	N.J.	88-99	L
1/4/78	N.J.	83-115	L	1/4/85	N.J.	98-105	L	3/19/94	Phx	105-93	W	3/3/04	Phx	87-74	W
1/29/78	Phx	131-100	W	11/22/85	Phx	96-104	L	11/27/94	Phx	115-110	W	11/6/04	N.J.	112-80	W
3/15/78	N.J.	98-117	L	3/9/86	N.J.	111-115	L	12/8/94	N.J.	133-106	W	1/23/05	Phx	113-105	W
4/10/78	Phx	120-109	W	11/19/86	Phx	111-101	W	2/8/96	Phx	107-102	W	11/25/05	Phx	92-81	W
1/7/79	N.J.	112-117	L	1/21/87	N.J.	114-120	L	3/12/96	N.J.	98-88	W	3/27/06	N.J.	72-110	L
1/28/79	Phx	114-117	L	11/27/87	Phx	113-107	W	11/27/96	Phx	99-77	W	11/24/06	Phx	99-93	W
2/21/79	N.J.	112-123	L	1/18/88	N.J.	113-117	L	1/30/97	N.J.	101-113	L	12/7/06**	N.J.	161-157	W
12/5/79	N.J.	100-115	L	11/23/88	Phx	129-133	L	11/26/97	Phx	111-99	W	1/20/08	Phx	116-92	W
2/17/80	Phx	128-98	W	12/30/88	N.J.	116-109	W	2/5/98	N.J.	94-106	L	3/29/08	N.J.	110-104	W
12/5/80	Phx	88-90	L	3/30/90	Phx	120-95	W	11/10/99	N.J.	104-89	W	11/4/08	N.J.	114-86	W
1/9/81	N.J.	112-95	W	3/30/90	N.J.	126-119	W	11/27/99	Phx	129-90	W	11/30/08	Phx	109-117	L
1/22/82	Phx	97-99	L	11/23/90	Phx	114-116	L	11/22/00	Phx	97-85	W	1/20/10	Phx	118-94	W
3/10/82	N.J.	105-113	L	12/7/90	N.J.	129-110	W	12/8/00	N.J.	84-86	L	3/31/10	N.J.	116-105	W
11/26/82	Phx	110-99	W	1/22/92	N.J.	104-106	L	12/5/01	N.J.	87-106	L	1/12/11*	Phx	118-109	W

*Overtime ** Double Overtime

Suns Players Career Statistics vs. Nets

PLAYER	G-GS	MIN	FG-FGA	PCT	3FG-FGA	PCT	FT-FTA	PCT	OFF	DEF	TOT	AST	PF-DQ	STL	TO	BLK	PTS	AVG	HI
Anderson	13-9	325	57-126	.452	28-66	.424	28-34	.824	28	49	77	20	18-0	12	11	8	170	13.1	24
Ariza	26-17	668	83-193	.430	29-92	.315	22-28	.786	22	85	107	57	42-0	28	26	4	217	8.3	23
Bender	3-0	45	6-13	.462	3-7	.429	0-0	—	1	7	8	3	3-0	0	0	1	15	5.0	10
Booker	6-5	180	34-95	.358	10-28	.357	23-25	.920	2	16	18	10	21-2	6	12	0	101	16.8	32
Canaan	7-3	183	23-64	.359	11-43	.256	7-7	1.000	5	14	19	17	14-0	3	4	1	64	9.1	20
Chandler	40-29	1131	122-215	.567	0-0	—	95-139	.683	116	216	332	30	138-4	33	78	55	339	8.5	28
Daniels	6-0	71	12-27	.444	9-20	.450	0-0	—	0	5	5	2	4-0	1	3	0	33	5.5	17
Holmes	7-2	132	24-50	.480	2-8	.250	10-12	.833	6	14	20	18	12-0	5	6	9	60	8.6	16
Jackson	2-0	37	5-20	.250	0-3	.000	2-4	.500	1	8	9	1	6-0	1	3	1	12	6.0	8
Warren	4-3	114	27-54	.500	0-6	.000	10-13	.769	9	17	26	4	11-0	7	2	5	64	16.0	20

Series Highlights & Top Performances

The Suns have won 29 of the last 47 meetings, including 17 of the last 24 games at Talking Stick Resort Arena... March 23, 2017, Phoenix started the youngest lineup in NBA history with Tyler Ulis (21 years, 77 days), Devin Booker (20, 144), Derrick Jones Jr (20, 36), Marquese Chriss (19, 264) and Alex Len (23, 280)... Jan. 12, 2011, **Steve Nash** became the NBA's all-time career free-throw percentage leader for the first time, surpassing Mark Price... The Suns won a series-record 14 consecutive home games from March 19, 1994 to Jan. 20, 2008... Dec. 7, 2006, Phoenix tallied a double-overtime win, 161-157, at New Jersey in an "instant classic" that featured 21 ties and 34 lead changes and a battle of point guards, Steve Nash (42 points, 13 assists) and Jason Kidd (38 points, 13 assists)... Phoenix shot .636 from the field on November 27, 1999, the second highest shooting effort ever at home... The victory was the first of the season for Phoenix and first ever for then head coach **Danny Ainge**, snapping the club's record 13-game losing streak... Jan. 4, 1978 in New Jersey, Nets forward **Bernard King** scored a series-high 44 points... In the first-ever meeting between the teams, Nov. 19, 1976, Suns forward **Curtis Perry** grabbed a series-best 19 rebounds

By The Numbers:

Suns vs. Brooklyn 2017-2018: 1-1

10/31/17 at Brooklyn: Suns 122, Nets 114

11/6/17 at Phoenix: Nets 98, Suns 92

All-Time Series Results:

Suns vs. Nets at Phoenix: 27-16

Suns vs. Nets at Brooklyn: 18-25

Suns vs. Nets overall: 45-41

Suns largest margin of victory: 39 (129-90, 11/27/99)

Suns high point total: 161 (12/7/06**)

Suns low point total: 72 (3/27/06)

Nets largest margin of victory: 38 (110-72, 3/27/06)

Nets high point total: 157 (12/7/06**)

Nets low point total: 74 (3/3/04)

	HOME	AWAY
Suns last win:	11/12/14 (112-104)	10/31/17 (122-114)
Suns last loss:	11/6/17 (98-92)	3/23/17 (126-98)
Streaks:	Lost three	Won one

Charlotte Hornets



333 East Trade Street
Charlotte, NC 28202
(704) 688-8600
Fax: (704) 688-7600
www.hornets.com

2018-2019 vs. Suns:

January 6 at Phoenix
January 19 at Charlotte

2017-2018 Finish:

36-46 (.439)

Third in Southeast Division

Playoffs:

Did not qualify

Chairman	Michael Jordan
President of Basketball Operations & GM	Mitch Kupchak
Head Coach	James Borrego
Associate Head Coach	Stephen Silas
Assistant Coaches	Jay Triano, Chad Iske, Ronald Nored, Jay Hernandez, Dutch Gaitley
Head Athletic Trainer	Joe Sharpe
Vice President of Communications	Mike Cristaldi
Director, Communications	Josh Rosen
Sr. Manager, Communications	Brian Travis
Home Court	Spectrum Center (19,077, built in 2005)
Team Colors	Purple, Teal, Black, Cool Gray, Light Blue
Radio	WFNZ (610 AM) Chris Kroeger, Matt Carroll
TV	Fox Sports Southeast (Cable) Eric Collins, Dell Curry, Stephanie Ready

2017-2018 Regular Season Stats – Suns vs. Hornets

PLAYER	G-GS	MIN	FG-FGA	PCT	3FG-FGA	PCT	FT-FTA	PCT	OFF	DEF	TOT	AST	PF-DQ	STL	TO	BLK	PTS	AVG	HI
Jackson	1-1	26	10-14	.714	3-4	.750	0-0	—	0	5	5	1	2-0	1	5	1	23	23.0	23
Warren	1-1	37	8-14	.571	1-1	1.000	4-4	1.000	0	2	2	2	2-0	2	1	1	21	21.0	21
Booker	1-1	31	7-14	.500	4-5	.800	0-0	—	0	5	5	9	3-0	0	3	0	18	18.0	18
Bender	2-2	59	11-17	.647	7-12	.583	5-6	.833	0	8	8	2	5-0	1	5	1	34	17.0	18
Reed	1-0	25	5-8	.625	4-4	1.000	2-2	1.000	0	6	6	2	2-0	1	1	0	16	16.0	16
Daniels	2-1	61	9-25	.360	8-18	.444	3-3	1.000	1	6	7	4	2-0	1	2	0	29	14.5	17
Harrison	1-1	21	6-10	.600	1-1	1.000	1-3	.333	0	2	2	4	3-0	2	3	1	14	14.0	14
Payton (TOT)	2-2	59	11-22	.500	1-3	.333	2-2	1.000	2	5	7	10	7-0	1	5	1	25	12.5	14
Payton (PHO)	1-1	27	7-13	.538	0-1	.000	0-0	—	1	2	3	3	4-0	1	2	0	14	14.0	14
Chriss	1-0	20	3-8	.375	1-3	.333	0-0	—	2	4	6	0	2-0	0	0	0	7	7.0	7
Ulis	2-0	40	6-15	.400	1-3	.333	0-0	—	0	1	1	14	6-0	3	4	0	13	6.5	11
Len	2-0	18	2-5	.400	0-0	—	7-8	.875	2	4	6	1	8-0	0	2	0	11	5.5	8
Chandler	2-2	55	4-6	.667	0-0	—	2-3	.667	1	13	14	4	5-0	0	3	1	10	5.0	7
Dudley	2-0	50	3-7	.429	3-7	.429	1-2	.500	0	6	6	5	5-0	1	2	1	10	5.0	10
House	1-0	11	2-4	.500	0-2	.000	1-1	1.000	0	3	3	0	1-0	0	0	1	5	5.0	5
SUNS	2	480	83-160	.519	33-61	.541	26-32	.813	7	67	74	51	50-0	13	34	7	225	112.5	115
PLAYER	G-GS	MIN	FG-FGA	PCT	3FG-FGA	PCT	FT-FTA	PCT	OFF	DEF	TOT	AST	PF-DQ	STL	TO	BLK	PTS	AVG	HI
Batum	2-2	69	18-33	.545	7-14	.500	8-8	1.000	4	12	16	12	7-0	2	3	0	51	25.5	29
Howard	2-2	75	16-30	.533	0-1	.000	16-24	.667	4	22	26	3	4-0	4	2	7	48	24.0	30
Williams	1-1	27	5-10	.500	3-8	.375	3-3	1.000	0	3	3	2	3-0	3	1	1	16	16.0	16
Walker	2-2	74	10-33	.303	4-18	.222	5-7	.714	0	4	4	12	3-0	1	3	1	29	14.5	18
Lamb	2-0	41	9-23	.391	3-11	.273	2-2	1.000	0	4	4	4	3-0	3	3	2	23	11.5	15
Kaminsky	2-1	41	6-17	.353	2-7	.286	6-6	1.000	3	5	8	3	4-0	0	4	1	20	10.0	16
Carter-Williams	1-0	18	3-5	.600	2-3	.667	0-0	—	0	1	1	3	0-0	3	0	0	8	8.0	8
Kidd-Gilchrist	2-2	64	7-14	.500	0-0	—	2-2	1.000	6	6	12	4	0-0	3	2	0	16	8.0	8
Graham	2-0	34	6-11	.545	2-5	.400	1-1	1.000	3	3	6	2	5-0	4	1	0	15	7.5	15
Zeller	1-0	14	2-2	1.000	0-0	—	3-3	1.000	0	3	3	2	4-0	0	1	0	7	7.0	7
Monk	1-0	13	2-5	.400	0-3	.000	0-0	—	0	0	0	1	2-0	0	0	0	4	4.0	4
Bacon	1-0	8	0-0	—	0-0	—	0-0	—	0	1	1	0	0-0	0	0	0	0	0.0	0
Hernangomez (TOT)	1-0	4	0-1	.000	0-0	—	0-0	—	0	0	0	0	0-0	0	0	0	0	0.0	0
HORNETS	2	480	84-183	.459	23-70	.329	46-56	.821	20	64	84	48	35-0	23	20	12	237	118.5	122

Series Scores & Summary

Date	Site	Final	W/L	Date	Site	Final	W/L	Date	Site	Final	W/L	Date	Site	Final	W/L
1/19/89	Char#	126-112	W	2/26/95	Phx	103-92	W	3/16/02	Char	76-87	L	2/4/12	Phx	95-89	W
1/24/89	Phx	106-103	W	3/16/95	Char	108-105	W	12/10/04	Phx%	115-106	W	11/7/12	Char	117-110	W
1/15/90*	Phx	118-108	W	12/12/95	Phx	100-115	L	3/23/05	Char	120-105	W	12/19/12	Phx	121-104	W
1/25/90	Char	124-97	W	3/17/96	Char	102-103	L	12/30/05	Char	110-100	W	11/22/13	Char	98-91	W
3/21/90*	Phx	114-115	L	1/10/97	Phx	102-90	W	2/25/06	Phx	136-121	W	2/1/14	Phx	105-95	W
3/29/90	Char	105-92	W	2/19/97	Char	115-123	L	12/10/06	Char	114-84	W	11/14/14	Phx	95-103	L
2/25/91	Phx	128-108	W	1/27/98**	Char	113-120	L	3/7/07*	Phx	115-106	W	12/17/14	Cha	111-106	W
3/4/91	Char	126-93	W	2/20/98	Phx	115-99	W	11/6/07	Char	115-83	W	1/6/16	Phx	111-102	W
11/29/91	Phx	131-111	W	3/17/99	Char	111-119	L	2/4/08	Phx	118-104	W	3/1/16	Cha	92-126	L
1/4/92	Char	108-113	L	1/4/00	Phx	86-80	W	1/23/09	Char	76-98	L	3/2/17	Phx	120-103	W
12/1/92	Phx	109-90	W	1/29/00	Char	79-100	L	2/24/09	Phx	112-102	W	3/26/17	Cha	106-120	L
12/9/92	Char	110-101	W	2/4/01	Phx	85-82	W	1/16/10	Char	99-125	L	2/4/18	Phx	110-115	L
1/11/94	Phx	93-95	L	4/4/01	Char	103-94	W	1/26/10*	Phx	109-114	L	3/10/18	Cha	115-122	L
3/8/94	Char	89-97	L	3/8/02	Phx	82-88	L	1/26/11	Phx	107-114	L				

*Overtime ** Double Overtime #Charlotte Hornets %Charlotte Bobcats

Suns Players Career Statistics vs. Hornets

PLAYER	G-GS	MIN	FG-FGA	PCT	3FG-FGA	PCT	FT-FTA	PCT	OFF	DEF	TOT	AST	PF-DQ	STL	TO	BLK	PTS	AVG	HI
Anderson	22-9	582	96-233	.412	47-140	.336	33-37	.892	39	73	112	21	39-0	13	7	4	272	12.4	32
Ariza	32-20	956	106-259	.409	37-122	.303	42-63	.667	31	129	160	68	62-0	37	56	19	291	9.1	26
Bender	2-2	59	11-17	.647	7-12	.583	5-6	.833	0	8	8	2	5-0	1	5	1	34	17.0	18
Booker	5-4	163	30-72	.417	11-23	.478	15-17	.882	3	24	27	26	14-0	2	15	1	86	17.2	23
Canaan	5-3	106	12-43	.279	8-29	.276	7-9	.778	1	8	9	4	8-0	5	4	2	39	7.8	17
Chandler	32-25	861	115-172	.669	0-0	—	51-92	.554	101	201	302	42	99-2	11	42	48	281	8.8	20
Daniels	5-1	92	12-34	.353	10-25	.400	3-3	1.000	2	7	9	6	5-0	1	3	1	37	7.4	17
Harrison	1-1	21	10-10	.600	1-1	1.000	1-3	.333	0	2	2	4	3-0	2	3	1	14	14.0	14
Holmes	6-1	82	16-21	.476	1-4	.250	3-6	.500	10	17	27	5	15-0	1	3	4	24	4.0	11
Jackson	1-1	26	10-14	.714	3-4	.750	0-0	—	0	5	5	1	2-0	1	5	1	23	23.0	23
Reed	1-0	25	5-8	.625	4-4	1.000	2-2	1.000	0	6	6	2	2-0	1	1	0	16	16.0	16
Warren	4-3	139	32-55	.582	4-7	.571	7-7	1.000	7	16	23	7	7-0	7	2	3	75	18.8	21

Series Highlights & Top Performances

Phoenix has won eight of the last 13 meetings and 34 of 56 in the overall series against teams based in Charlotte: the Hornets (1988-2002, 2014-present) and the Bobcats (2004-14)... The Suns are 20-17 against the team as the Hornets and 14-5 against the team as the Bobcats... Dec. 19, 2012, the Suns scored a season-high 121 points against Charlotte to sweep the season series... Nov. 7, 2012, **Shannon Brown** set a Suns record with six made three-pointers in the fourth quarter of a 117-110 Suns win... The Suns won the first five home meetings against Charlotte in the Bobcats era, and first eight games overall... Suns Series bests: Jan. 15, 1990 in Phoenix, **Tom Chambers** scored 40 points; Feb. 25, 2006 in Phoenix, **Shawn Marion** tied a career-high with 24 rebounds; March 21, 1990 in Phoenix, **Kevin Johnson** recorded 20 assists.

By The Numbers:

Suns vs. Charlotte 2017-2018: 0-2

2/4/18 at Phoenix: Hornets 115, Suns 110

3/10/18 at Charlotte: Hornets 122, Suns 115

All-Time Series Results:

Suns vs. Hornets at Phoenix: 20-8

Suns vs. Hornets at Charlotte: 14-14

Suns vs. Hornets overall: 34-22

Suns largest margin of victory: 33 (126-93, 3/4/91)

Suns high point total: 136 (2/25/06)

Suns low point total: 76 (3/16/02, 1/23/09)

Hornets largest margin of victory: 34 (3/16/16)

Hornets high point total: 126 (3/16/16)

Hornets low point total: 80 (1/4/00)

	HOME	AWAY
Suns last win:	3/2/17 (120-103)	12/17/14 (111-106)
Suns last loss:	2/4/18 (115-110)	3/10/18 (122-115)
Streaks:	Lost one	Lost three

Chicago Bulls



1901 W. Madison St.
Chicago, IL 60612
(312) 455-4000
Fax: (312) 455-4189
www.bulls.com

2018-2019 vs. Suns:

November 21 at Chicago
March 18 at Phoenix

2017-2018 Finish:

27-55 (.329)

Fifth in Central Division

Playoffs:

Did not qualify

Chairman	Jerry Reinsdorf
Exec. Vice President-Basketball Operations	John Paxson
General Manager	Gar Forman
Head Coach	Fred Hoiberg
Associate Head Coach	Jim Boylen
Assistant Coaches	Pete Myers, Randy Brown, Nate Loenser
Head Athletic Trainer	Jeff Tanaka
Senior Director of Public & Media Relations	Tim Hallam
Director of Public & Media Relations	Matt Yob
Sr. Manager of Public & Media Relations	Beth Grady
Manager of Public & Media Relations	Kristen Deahl
Home Court	United Center (20,917, built in 1994)
Team Colors	Red, Black, White
Radio	WSCR (670 AM) Chuck Swirsky, Bill Wennington WRT0 (1200 AM Spanish) Omar Ramos, Hector Lozano
TV	WGN-TV (Ch. 9), NBC Sports Chicago (Cable) Neil Funk, Stacey King

2017-2018 Regular Season Stats – Suns vs. Bulls

PLAYER	G-GS	MIN	FG-FGA	PCT	3FG-FGA	PCT	FT-FTA	PCT	OFF	DEF	TOT	AST	PF-DQ	STL	TO	BLK	PTS	AVG	HI
Warren	2-2	73	23-40	.575	1-7	.143	5-6	.833	8	6	14	2	5-0	2	3	3	52	26.0	27
Booker	2-2	65	15-38	.395	7-17	.412	11-13	.846	0	10	10	10	1-0	3	5	1	48	24.0	33
Daniels	2-0	33	8-16	.500	7-13	.538	0-0	—	1	4	5	3	1-0	0	1	0	23	11.5	14
Len	2-0	55	10-15	.667	0-0	—	3-4	.750	9	17	26	3	1-0	0	2	1	23	11.5	13
James	2-0	43	8-20	.400	1-9	.111	3-3	1.000	0	4	4	12	3-0	2	5	0	20	10.0	15
Monroe (PHO)	1-1	21	5-7	.714	0-0	—	0-2	.000	0	6	6	4	3-0	0	2	1	10	10.0	10
Ulis	2-2	51	6-14	.429	1-1	1.000	4-7	.571	0	9	9	10	2-0	1	4	0	17	8.5	14
Chriss	2-1	46	5-9	.556	0-2	.000	2-2	1.000	2	10	12	3	4-0	1	3	1	12	6.0	8
Jackson	2-0	30	2-8	.250	1-3	.333	2-4	.500	0	8	8	4	3-0	0	1	0	7	3.5	7
Bender	2-1	43	1-9	.111	0-5	.000	2-2	1.000	1	5	6	3	3-0	0	1	0	4	2.0	4
Chandler	1-1	18	0-0	—	0-0	—	1-2	.500	1	4	5	2	2-0	0	0	1	1	1.0	1
SUNS	2	480	83-176	.472	18-57	.316	33-45	.733	22	83	105	56	28-0	9	26	8	217	108.5	113

PLAYER	G-GS	MIN	FG-FGA	PCT	3FG-FGA	PCT	FT-FTA	PCT	OFF	DEF	TOT	AST	PF-DQ	STL	TO	BLK	PTS	AVG	HI
Dunn	2-1	60	18-32	.563	5-7	.714	0-0	—	2	9	11	14	7-0	6	8	1	41	20.5	24
Holiday	2-2	71	14-35	.400	9-19	.474	1-2	.500	0	5	5	8	8-1	4	2	3	38	19.0	25
Markkanen	2-2	68	14-34	.412	7-21	.333	3-5	.600	2	17	19	6	5-0	0	3	1	38	19.0	26
Lopez	2-2	65	10-26	.385	0-0	—	6-8	.750	10	6	16	3	5-0	0	3	1	26	13.0	16
Portis	2-0	37	8-15	.533	2-5	.400	3-3	1.000	2	5	7	2	2-0	0	0	1	21	10.5	12
Valentine	2-2	76	5-17	.294	4-12	.333	0-0	—	2	11	13	7	5-0	3	1	0	14	7.0	9
Blakeney	2-0	30	5-16	.313	1-4	.250	2-4	.500	0	6	6	1	0-0	0	1	0	13	6.5	7
Grant	2-1	42	4-12	.333	0-3	.000	0-0	—	1	4	5	4	3-0	2	2	0	8	4.0	6
Felicio	2-0	22	2-2	1.000	0-0	—	1-2	.500	2	0	2	2	5-0	1	0	0	5	2.5	3
Pondexter	1-0	4	0-1	.000	0-1	.000	0-0	—	0	1	1	0	1-0	0	0	0	0	0.0	0
Zipser	1-0	6	0-5	.000	0-4	.000	0-0	—	0	3	3	0	0-0	0	0	1	0	0.0	0
BULLS	2	480	80-195	.410	28-76	.368	16-24	.667	21	67	88	47	41-1	16	22	8	204	102.0	105

Series Scores & Summary

Date	Site	Final	%A	Date	Site	Final	%A	Date	Site	Final	%A	Date	Site	Final	%A
10/31/68	Phx	112-103	W	1/5/73	Chi	126-115	W	11/28/78	Chi	112-124	L	11/21/90	Phx	109-107	W
11/30/68	Chi	96-100	L	2/24/73	Chi	100-122	L	3/8/79	Phx	132-117	W	12/4/90	Chi	127-155	L
1/4/69	Chi	92-103	L	3/4/73*	Phx	117-118	L	10/14/79	Phx	112-102	W	1/21/92	Chi	102-108	L
1/24/69	Phx	117-106	W	11/13/73	Phx	116-108	W	10/20/79	Chi	104-116	L	2/5/92	Phx	126-114	W
2/21/69	Phx	121-133	L	11/23/73	Chi	99-94	W	12/1/79	Phx	99-86	W	11/22/92	Phx	111-128	L
3/6/69	Chi	117-125	L	1/6/74*	Chi	116-120	L	12/21/79	Chi	127-117	W	3/30/93	Chi	113-109	W
10/24/69	Phx	115-116	L	2/19/74	Chi	96-130	L	2/8/80	Chi	113-109	W	11/30/93	Chi	113-132	L
12/2/69	Salt Lake	121-110	W	2/27/74	Phx	95-107	L	3/3/80*	Phx	113-103	W	2/6/94	Phx	89-88	W
12/5/69	Phx	114-113	W	3/5/74	Phx	91-111	L	11/28/80	Phx	102-101	W	11/30/94	Chi	105-118	L
12/9/69	Chi	102-109	L	11/5/74	Phx	95-102	L	12/9/80	Chi	123-108	W	2/3/95	Phx	110-100	W
1/8/70	Chi	123-152	L	1/3/75	Chi	99-126	L	11/27/81	Phx	111-107	W	1/28/96	Chi	82-93	L
2/12/70	Chi	121-122	L	1/17/75	Chi	115-105	W	2/16/82	Chi	91-86	W	2/6/96	Phx	106-96	W
3/3/70	Phx	111-123	L	3/6/75	Phx	88-65	W	1/11/83	Chi	109-96	W	11/1/96	Chi	79-97	L
10/28/70	Phx	105-118	L	11/4/75	Chi	96-80	W	3/15/83	Phx	116-108	W	11/20/96	Phx	99-113	L
11/6/70	Chi	105-102	W	12/17/75	Phx	114-97	W	11/25/83	Phx	120-94	W	11/20/97	Phx	89-85	W
1/24/71	Phx	113-112	W	2/17/76	Chi	111-114	L	1/3/84	Chi	97-102	L	12/15/97	Chi	104-111	L
3/3/71	Phx	115-90	W	3/5/76	Phx	99-97	W	11/29/84	Phx	100-95	W	11/9/99	Chi	103-80	W
3/12/71	Chi	92-116	L	3/16/76	Chi	87-120	L	3/15/85	Chi	97-103	L	11/17/99	Phx	105-81	W
3/13/71	Chi	99-111	L	10/29/76	Chi	95-82	W	12/4/85	Phx	100-99	W	12/11/00	Chi	86-80	W
10/24/71	Phx	104-105	L	11/21/76	Phx	101-96	W	1/25/86	Chi	114-133	L	2/6/01	Phx	97-80	W
11/2/71	Chi	101-108	L	1/11/77	Chi	90-93	L	11/8/86	Chi	96-101	L	1/29/02	Phx	91-90	W
12/23/71*	Phx	108-117	L	3/2/77*	Phx	104-108	L	12/5/86	Phx	114-112	W	2/22/02	Chi	83-91	L
1/4/72	Chi	112-108	W	11/5/77	Chi	94-111	L	1/22/88	Chi	108-118	L	2/3/03*	Phx	115-111	W
1/28/72	Phx	102-116	L	11/18/77	Phx	103-101	W	2/4/88	Phx	101-113	L	2/24/03	Chi	87-90	L
2/25/72	Chi	107-115	L	2/28/78	Chi	115-126	L	1/21/89	Chi	116-107	W	11/18/03	Phx	95-82	W
10/24/72	Phx	106-107	L	3/9/78	Phx	112-103	W	3/22/89	Phx	111-112	L	1/5/04	Chi	82-87	L
11/3/72	Chi	100-115	L	10/27/78*	Chi	115-110	W	11/22/89	Phx	90-95	L	11/9/04	Chi	94-74	W
12/25/72	Phx	115-108	W	11/26/78	Phx	125-109	W	3/26/90	Chi	92-121	L	11/22/04	Phx	100-82	W

*Overtime

Suns Players Career Statistics vs. Bulls

PLAYER	G-GS	MIN	FG-FGA	PCT	3FG-FGA	PCT	FT-FTA	PCT	OFF	DEF	TOT	AST	PF-DQ	STL	TO	BLK	PTS	AVG	HI
Anderson	22-10	543	70-212	.330	34-119	.286	41-48	.854	51	65	116	11	46-0	6	18	6	215	9.8	36
Ariza	31-17	892	103-247	.417	37-102	.363	56-82	.683	32	138	170	60	51-0	53	36	15	299	9.6	21
Bender	2-1	43	1-9	.111	0-5	.000	2-2	1.000	1	5	6	3	3-0	0	1	0	4	2.0	4
Booker	6-4	187	43-91	.473	15-29	.517	21-27	.778	3	18	21	21	9-0	6	11	3	122	20.3	33
Canaan	5-1	93	10-30	.333	6-16	.375	5-5	1.000	2	7	9	5	3-0	1	3	0	31	6.2	20
Chandler	25-23	814	65-123	.528	0-0	—	49-82	.598	108	184	292	23	73-0	13	38	48	179	7.2	14
Daniels	6-0	67	12-33	.364	11-28	.393	3-4	.750	2	7	9	4	3-0	0	2	0	38	6.3	14
Holmes	9-3	174	27-62	.435	2-13	.154	8-10	.800	12	21	33	11	21-0	5	8	7	64	7.1	14
Jackson	2-0	30	2-8	.250	1-3	.333	2-4	.500	0	8	8	4	3-0	0	1	0	7	3.5	7
Warren	5-4	173	41-79	.519	1-10	.100	7-9	.778	13	17	30	7	15-0	6	5	5	90	18.0	27

Series Highlights & Top Performances

The Suns have won 22 of the last 39 meetings, including 12 of the last 19 at Talking Stick Resort Arena... Jan. 4, 2004, **Leandro Barbosa**, in his first NBA start, poured in a season-high 27 points (11-18 FG, 2-6 3FG, 3-4 FT), with three rebounds and four assists... March 6, 1975 in Phoenix, the Bulls were held to an all-time opponent-low 65 points (88-65)... Feb. 21, 1969 in Phoenix, **Gail Goodrich** scored a Suns series-high 43 points... Jan. 21, 1989 in Chicago, **Michael Jordan** scored a series-high 53 points (he had 55 in Game 4 of the 1993 NBA Finals)... Jan. 8, 1970 in Chicago, **Tom Boerwinkle** snared a Suns opponent record 37 rebounds and the Bulls set a Suns opponent record with 56 free throws made (56-71)... In the first-ever meeting on Oct. 31, 1968 in Phoenix, **George Wilson** grabbed a Suns series-high 23 rebounds... Jan. 3, 1984 in Chicago, Bulls guard **Ennis Whatley** tallied a series-high 18 assists.

By The Numbers:

Suns vs. Chicago 2017-2018: 2-0

11/19/17 at Phoenix: Suns 113, Bulls 105

11/28/17 at Chicago: Suns 104, Bulls 99

All-Time Series Results:

Suns vs. Bulls at Phoenix: 42-25

Suns vs. Bulls at Chicago: 26-44

Suns vs. Bulls overall: 68-69

Suns largest margin of victory: 26 (120-94, 11/25/83)

Suns high point total: 132 (3/8/79)

Suns low point total: 79 (11/11/96)

Bulls largest margin of victory: 34 (130-96, 2/19/74)

Bulls high point total: 155 (12/4/90)

Bulls low point total: 65 (3/6/75)

	HOME	AWAY
Suns last win:	11/19/17 (113-105)	11/28/17 (104-99)
Suns last loss:	11/18/15 (103-97)	2/24/17 (128-121*)
Streaks:	Won two	Won one

Cleveland Cavaliers



One Center Court
Cleveland, OH 44115-4001
(216) 420-2000
Fax: (216) 420-2260
www.cavs.com

2018-2019 vs. Suns:

February 21 at Cleveland
April 1 at Phoenix

2017-2018 Finish:

50-32 (.610)

First in Central Division

Playoffs:

Defeated Indiana 4-3
Defeated Toronto 4-0
Defeated Boston 4-3
Lost to Golden State 4-0

Chairman	Dan Gilbert
General Manager	Koby Altman
Head Coach	Tyronn Lue
Associate Head Coach	Larry Drew
Assistant Coaches	Mike Longabardi, James Posey, Damon Jones, Dan Geriot
Head Athletic Trainer	Steve Spiro
Executive Vice President, Communications	Tad Carper
Director of Basketball Communications	B.J. Evans
Basketball Communications Sr. Manager	Jeff Schaefer
Basketball Communications Coordinator	Cherome Owens
Basketball Communications Assistant	Alyssa Dombrowski
Home Court	Quicken Loans Arena (20,562, built in 1994)
Team Colors	Wine, Gold
Radio	WTAM (1100 AM) John Michael, Jim Chones, Mike Snyder LA MEGA (87.7 FM Spanish) Rafael Hernandez Brito
TV	Fox Sports Ohio (Cable) Fred McLeod, Austin Carr, Allie Clifton

2017-2018 Regular Season Stats – Suns vs. Cavaliers

PLAYER	G-GS	MIN	FG-FGA	PCT	3FG-FGA	PCT	FT-FTA	PCT	OFF	DEF	TOT	AST	PF	DQ	STL	TO	BLK	PTS	AVG	HI
Warren	1-1	33	8-17	.471	0-1	.000	3-4	.750	5	5	10	0	3-0	0	0	0	0	19	19.0	19
Jackson	2-2	63	14-35	.400	1-7	.143	7-10	.700	1	7	8	5	8-0	6	5	1	36	18.0	19	
Booker	1-1	34	7-16	.438	0-3	.000	3-3	1.000	1	2	3	6	3-0	1	5	0	17	17.0	17	
Daniels	2-1	51	10-23	.435	9-19	.474	0-0	—	0	7	7	1	2-0	0	1	0	29	14.5	20	
Payton (TOT)	5-5	126	28-57	.491	2-6	.333	5-7	.714	6	13	19	30	9-0	4	16	3	63	12.6	20	
Payton (PHO)	2-2	45	6-19	.316	0-3	.000	2-3	.667	1	5	6	9	3-0	1	8	0	14	7.0	10	
Chris	2-1	53	8-15	.533	1-3	.333	7-10	.700	5	10	15	3	3-0	1	4	2	24	12.0	19	
Harrison	2-0	19	7-9	.778	0-2	.000	2-2	1.000	0	1	1	0	4-0	1	0	0	16	8.0	10	
Len	2-0	30	5-6	.833	0-0	—	6-11	.545	2	4	6	2	5-0	0	1	0	16	8.0	14	
Ulis	2-0	45	5-18	.278	0-4	.000	3-3	1.000	2	3	5	9	2-0	3	5	1	13	6.5	11	
Bender	2-2	52	3-13	.231	1-8	.125	2-2	1.000	1	7	8	4	3-0	2	4	1	9	4.5	7	
Dudley	2-0	40	2-8	.250	1-6	.167	2-2	1.000	0	12	12	2	6-0	4	2	1	7	3.5	5	
Reed	2-0	17	1-6	.167	0-4	.000	0-0	—	0	2	2	0	2-0	0	0	0	2	1.0	2	
SUNS	2	480	76-185	.411	13-60	.217	37-50	.740	18	65	83	41	44-0	19	35	6	202	101.0	107	

PLAYER	G-GS	MIN	FG-FGA	PCT	3FG-FGA	PCT	FT-FTA	PCT	OFF	DEF	TOT	AST	PF	DQ	STL	TO	BLK	PTS	AVG	HI
James	2-2	62	18-30	.600	2-6	.333	17-21	.810	0	18	18	20	5-0	4	9	3	55	27.5	28	
Korver	1-1	23	6-7	.857	5-6	.833	5-5	1.000	0	4	4	1	4-0	0	2	0	22	22.0	22	
Love	1-1	30	7-15	.467	2-6	.333	4-4	1.000	0	6	6	2	1-0	3	1	0	20	20.0	20	
Hood (TOT)	2-1	56	11-24	.458	2-9	.222	7-8	.875	2	2	4	3	2-0	0	3	0	31	15.5	22	
Hood (CLE)	1-0	20	4-8	.500	0-2	.000	1-2	.500	2	1	3	1	1-0	0	0	0	9	9.0	9	
Clarkson (TOT)	6-0	140	35-76	.461	11-29	.379	8-11	.727	3	12	15	14	11-0	6	7	1	89	14.8	25	
Clarkson (CLE)	2-0	53	13-28	.464	6-12	.500	4-6	.667	3	1	4	3	3-0	4	2	1	36	18.0	23	
Smith	2-0	49	8-19	.421	5-9	.556	4-4	1.000	2	6	8	3	4-0	2	2	0	25	12.5	14	
Hill (TOT)	5-5	137	14-39	.359	6-18	.333	15-19	.789	2	19	21	12	9-0	8	7	2	49	9.8	18	
Hill (CLE)	2-2	53	6-14	.429	3-8	.375	2-2	1.000	0	8	8	4	4-0	3	3	2	17	8.5	10	
Nance (TOT)	4-2	75	15-30	.500	0-4	.000	9-9	1.000	11	17	28	3	6-0	3	6	3	39	9.8	15	
Nance (CLE)	2-1	37	8-15	.533	0-3	.000	3-3	1.000	4	8	12	2	1-0	0	2	1	19	9.5	15	
Green	2-2	39	6-17	.353	2-6	.333	2-2	1.000	0	6	6	1	3-0	3	3	16	8.0	11		
Zizic	2-0	20	7-7	1.000	0-0	—	1-2	.500	2	4	6	1	4-0	0	3	1	15	7.5	11	
Thompson	1-0	16	2-7	.286	0-0	—	0-0	—	5	5	10	0	2-0	0	0	0	4	4.0	4	
Calderon	2-1	36	3-5	.600	0-2	.000	0-0	—	0	4	4	8	2-0	2	3	0	6	3.0	4	
Perrantes	2-0	9	1-2	.500	0-0	—	1-3	.333	0	2	2	0	2-0	0	0	0	3	1.5	2	
Holland	2-0	31	1-8	.125	0-4	.000	0-0	—	2	5	7	2	3-0	0	3	2	2	1.0	2	
CAVALIERS	2	480	90-182	.495	25-64	.391	44-54	.815	20	78	98	48	39-0	21	34	13	249	124.5	129	

Series Scores & Summary

Date	Site	Final	%	Date	Site	Final	%	Date	Site	Final	%	Date	Site	Final	%
10/23/70	Phx	108-104	W	3/13/76	Clev	77-99	L	1/20/86	Clev	93-108	L	2/21/97	Phx	94-88	W
11/22/70	Clev	114-99	W	11/13/76	Phx	90-103	L	3/5/86	Phx	100-115	L	12/16/97	Clev	90-103	L
2/6/71	Phx	119-91	W	1/15/77	Phx	89-99	W	3/5/87	Phx	126-102	W	1/13/98	Phx	84-102	L
2/12/71	Clev	114-105	W	2/19/77	Clev	88-92	L	3/12/87	Clev	109-116	L	3/10/99	Phx	73-86	L
11/5/71	Clev	107-87	W	11/24/77	Clev	82-97	L	1/2/88	Clev	107-120	L	1/22/00	Phx	101-88	W
11/14/71	Phx	119-105	W	1/15/78	Phx	113-104	W	2/25/88	Phx	109-103	W	2/29/00	Clev	100-93	W
1/14/72	Phx	117-107	W	3/19/78	Clev	123-112	W	1/11/89	Phx	121-124	L	3/28/01	Phx	103-94	W
2/27/72	Clev	127-125	W	11/8/78	Phx	118-96	W	1/16/89	Clev	110-126	L	4/7/01	Clev	102-98	W
11/5/72	Clev	107-106	W	11/21/78	Clev	110-108	W	12/30/89	Clev	102-110	L	3/25/02	Phx	102-96	W
11/8/72	Phx	107-99	W	2/11/79	Phx	136-101	W	3/4/90	Phx	108-96	W	4/2/02	Clev	96-101	L
1/21/73	Clev	88-111	L	3/13/79	Clev	124-120	W	1/2/91	Clev	105-83	W	11/1/02	Phx	78-74	W
3/6/73	Phx	110-102	W	11/9/79	Phx	110-106	W	1/9/91	Phx	113-105	W	12/29/02	Clev	103-84	W
12/9/73	Clev	117-106	W	2/19/80	Clev	109-128	L	2/26/92	Phx	103-100	W	10/30/03	Phx	95-86	W
1/23/74	Phx	110-103	W	1/29/81	Clev	111-115	L	3/10/92	Clev	100-102	L	3/23/04	Clev	103-86	W
2/24/74	Clev	97-101	L	3/4/81	Phx	126-106	W	1/20/93	Clev	119-123	L	11/10/04*	Clev	109-114	L
3/9/74	Phx	109-100	W	2/24/82	Phx	131-97	W	2/28/93	Phx	94-101	L	12/1/04	Phx	120-101	W
11/3/74	Clev	101-104	L	3/11/82	Clev	101-95	W	11/20/93	Phx	112-96	W	1/14/06	Phx	115-106	W
12/13/74	Phx	85-84	W	11/12/82	Phx	94-81	W	3/15/94	Clev	119-106	W	1/29/06	Clev	106-113	L
1/5/75	Clev	86-97	L	2/20/83	Clev	103-81	W	1/12/95	Phx	96-107	L	1/11/07	Phx	109-90	W
2/26/75	Phx	108-96	W	1/16/83	Phx	115-104	W	1/30/95	Clev	89-82	W	1/28/07	Phx	115-100	W
1/19/75*	Phx	124-128	L	2/15/84	Clev	90-104	L	1/14/96	Phx	74-89	L	11/4/07	Phx	103-92	W
12/17/76	Clev	85-105	L	11/8/84	Phx	112-111	W	2/2/96	Clev	85-107	L	1/25/08	Clev	110-108	W
3/3/76	Phx	108-92	W	1/5/85	Clev	106-111	L	1/2/97	Clev	94-103	L	2/11/09	Clev	92-109	L

*Overtime

Suns Players Career Statistics vs. Cavaliers

PLAYER	G-GS	MIN	FG-FGA	PCT	3FG-FGA	PCT	FT-FTA	PCT	OFF	DEF	TOT	AST	PF-DQ	STL	TO	BLK	PTS	AVG	HI
Anderson	21-7	578	94-223	.422	57-129	.442	35-38	.921	43	67	110	21	40-0	3	16	7	280	13.3	32
Ariza	26-17	695	78-192	.406	30-87	.345	35-52	.673	24	80	104	50	55-0	32	22	13	221	8.5	26
Bender	4-2	81	6-23	.261	3-16	.188	2-2	1.000	4	8	12	6	7-0	3	6	3	17	4.3	7
Booker	5-5	179	32-68	.471	3-19	.158	25-29	.862	8	13	21	26	14-0	3	16	0	92	18.4	28
Canaan	7-2	125	16-45	.356	9-27	.333	9-10	.900	0	5	5	10	9-0	2	6	0	50	7.1	17
Chandler	42-30	1189	152-248	.613	0-0	—	111-166	.669	120	246	366	31	123-1	20	62	64	415	9.9	23
Daniels	7-1	104	20-45	.444	15-34	.441	4-4	1.000	1	10	11	3	8-0	0	5	0	59	8.4	20
Harrison	2-0	19	7-9	.778	0-2	.000	2-2	1.000	0	1	1	0	4-0	1	0	0	16	8.0	10
Holmes	7-1	113	18-33	.545	4-10	.400	10-14	.714	4	14	18	8	11-0	4	9	2	50	7.1	19
Jackson	2-2	63	14-35	.400	1-7	.143	7-10	.700	1	7	8	5	8-0	6	5	1	36	18.0	19
Reed	2-0	17	1-6	.167	0-4	.000	0-0	—	0	2	2	0	2-0	0	0	0	2	1.0	2
Warren	6-3	166	41-66	.621	5-10	.500	7-12	.583	13	16	29	5	12-0	8	1	2	94	15.7	23

Series Highlights & Top Performances

The Suns have won 22 of the last 38 meetings overall... Jan. 11, 2007, **Steve Nash** dished out an NBA season-high 21 assists en route to a 109-90 win in Phoenix... **Zydrunas Ilgauskas** hauled in a series-best 22 rebounds on Nov. 1, 2002... March 10, 1999, the Suns were held to a series-low 73 points in the Cavs 86-73 win... The 73 points was also the Suns lowest offensive home total in team history... On Jan. 15, 1977 in Phoenix, **Alvan Adams** recorded a series-high seven blocks... Feb. 11, 1979 in Phoenix, **Mike Bratz** tallied a series-best eight steals in the Suns' 136-101 win... The 35-point margin of victory represents the series high.

By The Numbers:

Suns vs. Cleveland 2017-2018: 0-2

3/13/18 at Phoenix: Cavs 129, Suns 107

3/23/18 at Cleveland: Cavs 120, Suns 95

All-Time Series Results:

Suns vs. Cavs at Phoenix: 40-16

Suns vs. Cavs at Cleveland: 24-31

Suns vs. Cavs overall: 64-47

Suns largest margin of victory: 35 (136-101, 2/11/79)

Suns high point total: 136 (2/11/79)

Suns low point total: 73 (3/10/99)

Cavs largest margin of victory: 25 (120-95, 3/23/18)

Cavs high point total: 129 (3/13/18)

Cavs low point total: 74 (11/1/02)

	HOME	AWAY
Suns last win:	1/13/15 (107-100)	1/26/14 (99-90)
Suns last loss:	3/13/18 (129-107)	3/23/18 (120-95)
Streaks:	Lost three	Lost four

Dallas Mavericks



American Airlines Center
2500 Victory Avenue
Dallas, TX 75219
(214) 665-4660
Fax: (214) 665-4661
www.mavs.com

2018-2019 vs. Suns:

October 17 at Phoenix
 December 13 at Phoenix
 January 9 at Dallas
 April 9 at Dallas

2017-2018 Finish:

24-58 (.293)

Fourth in Southwest Division

Playoffs:

Did not qualify

Owner	Mark Cuban
President of Basketball Operations/GM	Donn Nelson
Head Coach	Rick Carlisle
Assistant Coaches	Stephen Silas, Jamahl Mosley, Larry Shyatt, Darrell Armstrong, Mike Weiner
Head Athletic Trainer	Casey Smith
VP of Basketball Communications	Sarah Melton
Director of Basketball Communications	Scott Tomlin
Basketball Communications Manager	Alan Rakowski
Home Court	American Airlines Center (19,200, built in 2001)
Team Colors	Blue, Black, Silver
Radio	ESPN Radio (103.3 FM) Chuck Cooperstein, Brad Davis KFLC Radio (1270 AM Spanish) Victor Villalba
TV	FOX Sports Southwest Mark Followill, Derek Harper, Jeff Wade

2017-2018 Regular Season Stats – Suns vs. Mavericks

PLAYER	G-GS	MIN	FG-FGA	PCT	3FG-FGA	PCT	FT-FTA	PCT	OFF	DEF	TOT	AST	PF-DQ	STL	TO	BLK	PTS	AVG	HI
Peters	1-0	28	12-20	.600	8-13	.615	4-4	1.000	1	8	9	2	1-0	1	1	0	36	36.0	36
Warren	2-2	69	17-29	.586	0-3	.000	5-9	.556	2	7	9	5	7-0	4	5	1	39	19.5	20
Harrison	1-1	36	8-11	.727	0-2	.000	2-3	.667	1	3	4	10	3-0	2	4	0	18	18.0	18
Len	2-1	55	13-18	.722	0-0	—	6-8	.750	4	15	19	10	5-0	0	6	2	32	16.0	18
Booker	1-1	32	5-14	.357	2-7	.286	3-3	1.000	0	2	2	4	4-0	2	5	0	15	15.0	15
Jackson	2-2	51	12-25	.480	1-4	.250	3-4	.750	3	8	11	2	2-0	3	4	4	28	14.0	21
Daniels	2-0	39	7-16	.438	6-15	.400	1-1	1.000	0	3	3	2	6-0	0	0	0	21	10.5	12
Canaan (PHO)	2-0	32	7-12	.583	3-4	.750	3-4	.750	0	4	4	7	3-0	4	3	0	20	10.0	17
Chriss	2-2	46	6-12	.500	1-4	.250	4-5	.800	1	15	16	2	7-0	1	5	1	17	8.5	15
Bender	3-1	87	9-17	.529	5-10	.500	2-3	.667	1	19	20	4	8-0	0	6	3	25	8.3	15
House	3-1	64	10-20	.500	3-7	.429	2-3	.667	3	13	16	6	7-0	0	2	0	25	8.3	16
Payton (TOT)	1-1	23	3-7	.429	2-2	1.000	0-2	.000	1	1	2	4	2-0	1	3	0	8	8.0	8
Ulis	3-1	62	8-23	.348	3-7	.429	5-5	1.000	0	2	2	11	2-0	4	3	1	24	8.0	14
Chandler	2-2	47	4-7	.571	0-0	—	2-4	.500	4	13	17	4	5-0	1	3	0	10	5.0	6
Dudley	2-0	52	3-8	.375	1-4	.250	1-2	.500	0	8	8	6	8-0	1	1	3	8	4.0	5
James	1-0	9	1-3	.333	1-1	1.000	0-0	—	0	1	1	0	0-0	0	0	0	3	3.0	3
Reed	1-1	11	1-3	.333	0-0	—	0-0	—	0	1	1	0	2-0	0	1	0	2	2.0	2
SUNS	3	720	123-238	.517	34-81	.420	43-58	.741	20	122	142	75	70-0	23	52	15	323	107.7	124

PLAYER	G-GS	MIN	FG-FGA	PCT	3FG-FGA	PCT	FT-FTA	PCT	OFF	DEF	TOT	AST	PF-DQ	STL	TO	BLK	PTS	AVG	HI
Motley	1-1	28	9-19	.474	0-2	.000	3-4	.750	4	2	6	1	4-0	0	3	0	21	21.0	21
Barnes	2-2	69	16-38	.421	5-11	.455	4-6	.667	2	9	11	3	1-0	3	4	1	41	20.5	26
Smith	1-1	33	6-15	.400	1-4	.250	4-9	.444	0	4	4	6	2-0	1	2	0	17	17.0	17
Harrison	1-1	48	5-18	.278	2-9	.222	4-6	.667	2	2	4	1	4-0	2	0	0	16	16.0	16
Jones (DAL)	1-0	35	5-14	.357	2-6	.333	3-4	.750	4	1	5	2	5-0	2	1	0	15	15.0	15
Finney-Smith	1-1	41	6-17	.353	1-7	.143	1-2	.500	2	5	7	4	3-0	1	2	0	14	14.0	14
Harris	2-0	46	6-17	.353	2-9	.222	10-11	.909	0	10	10	7	6-0	1	5	0	24	12.0	14
Barea	1-0	24	3-11	.273	2-7	.286	2-2	1.000	0	3	3	6	0-0	1	3	0	10	10.0	10
Ferrell	3-1	82	10-29	.345	5-14	.357	4-4	1.000	1	7	8	7	2-0	0	5	0	29	9.7	13
Matthews	2-2	73	7-29	.241	3-17	.176	2-2	1.000	2	9	11	3	7-0	8	3	1	19	9.5	13
Nowitzki	2-2	52	7-14	.500	4-8	.500	1-2	.500	1	13	14	2	6-0	2	2	1	19	9.5	14
Collinsworth	2-1	54	5-15	.333	0-3	.000	4-8	.500	3	10	13	8	3-0	2	2	0	14	7.0	10
McDermott (TOT)	2-0	29	6-12	.500	1-5	.200	1-1	1.000	0	3	3	1	3-0	0	2	0	14	7.0	12
Powell	3-2	61	8-12	.667	0-1	.000	3-5	.600	8	6	14	3	7-0	3	0	1	19	6.3	8
Kleber	3-1	58	8-21	.381	2-8	.250	0-0	—	8	8	16	6	0-0	2	0	4	18	6.0	10
Cleveland	1-0	1	0-0	—	0-0	—	0-0	—	0	0	0	0	0-0	0	0	0	0	0.0	0
Mejri	2-0	14	0-4	.000	0-0	—	0-0	—	4	1	5	0	5-0	1	3	2	0	0.0	0
MAVERICKS	3	720	101-273	.370	29-106	.274	45-65	.692	41	90	131	59	55-0	29	35	10	276	92.0	97

Series Scores & Summary

Date	Site	Final	*A	Date	Site	Final	*A	Date	Site	Final	*A	Date	Site	Final	*A	Date	Site	Final	*A
10/21/80	Phx	111-99	W	12/26/85	Phx	98-105	L	11/16/91	Dal	88-91	L	11/16/04	Dal	107-101	W	1/23/12	Dal	87-93	L
11/18/80	Dal	102-91	W	1/10/86	Dal	104-117	L	12/28/91	Phx	121-103	W	3/15/98	Phx	100-90	W	2/17/05	Phx	113-119	L
12/27/80	Phx	115-102	W	3/3/86**	Phx	138-139	L	2/28/92	Dal	107-115	L	2/22/99	Phx	101-83	W	2/26/05	Phx	124-123	W
2/13/81	Phx	119-87	W	4/3/86	Dal	98-128	L	3/17/92	Phx	92-81	W	3/9/99	Dal	103-98	W	11/1/05**	Phx	108-111	L
3/30/81	Dal	103-107	L	11/21/86*	Phx	122-130	L	1/7/93	Dal	111-107	W	4/16/99	Phx	93-85	W	12/14/05	Dal	96-102	L
11/5/81	Phx	121-93	W	12/23/86	Phx	120-119	W	1/30/93	Phx	126-105	W	4/20/99	Dal	103-104	L	3/5/06	Dal	115-107	W
11/23/81	Dal	110-88	W	12/27/86	Dal	97-123	L	3/6/93	Dal	109-102	L	12/11/99	Dal	115-120	L	4/13/06	Phx	117-104	W
1/9/82	Dal	101-105	L	3/2/87	Dal	112-135	L	3/12/93	Phx	116-98	W	12/23/99	Phx	110-111	L	11/9/06	Phx	112-119	L
3/24/82	Phx	104-96	W	4/6/87*	Phx	118-110	W	12/11/93	Dal	114-103	W	3/4/00	Phx	110-96	W	12/28/06	Dal	99-101	L
4/19/82	Dal	100-105	L	12/11/87*	Dal	104-108	L	1/18/94	Phx	113-103	W	3/11/00	Dal	99-104	L	3/14/07**	Dal	129-127	W
11/6/82	Dal	112-100	W	1/7/88	Phx	91-105	L	3/25/94	Phx	99-94	W	11/15/00	Phx	99-78	W	4/1/07	Phx	126-104	W
12/23/82	Phx	125-106	W	1/27/88	Dal	102-121	L	4/18/94	Dal	106-97	W	1/13/01	Dal	103-86	W	12/19/07	Dal	105-108	L
2/6/83	Phx	100-112	L	2/22/88	Dal	107-114	L	12/26/94	Phx	139-113	W	3/17/01	Dal	99-109	L	2/14/08	Phx	109-97	W
3/8/83	Dal	99-120	L	4/6/88	Dal	93-119	L	12/27/94	Dal	119-118	W	4/11/01	Phx	111-106	W	4/6/08	Phx	98-105	L
3/19/83*	Phx	115-112	W	11/9/88	Phx	111-103	W	2/7/95	Dal	114-113	W	11/24/01	Dal	104-119	L	12/4/08	Dal	97-112	L
10/26/83	Dal	103-120	L	1/6/89	Phx	120-111	W	4/21/95	Phx	110-99	W	2/17/02	Phx	92-105	L	1/9/09	Phx	128-100	W
11/19/83	Dal	107-116	L	2/3/89	Dal	117-121	L	12/16/95*	Dal	111-108	W	3/5/02	Dal	77-81	L	3/10/09	Phx	112-117	L
2/11/84	Phx	108-89	W	4/12/89	Dal	109-94	W	1/12/96*	Dal	130-140	L	4/17/02	Phx	89-76	W	4/5/09	Dal	116-140	L
12/23/84	Dal	123-128	L	1/4/90	Phx	110-102	W	3/3/96	Dal	121-114	W	11/2/02	Dal	83-97	L	1/2/09	Dal	101-102	L
4/12/84	Phx	119-118	W	1/7/90	Dal	106-88	W	4/19/96	Phx	123-103	L	1/17/03	Phx	111-106	W	1/28/10	Phx	112-106	W
11/1/84	Dal	105-93	W	3/2/90	Dal	102-108	L	1/13/97	Dal	105-98	W	3/22/03	Dal	99-102	L	2/7/10	Dal	97-107	L
12/28/84	Phx	111-125	L	4/3/90	Phx	117-111	W	2/23/97	Phx	86-88	L	4/9/03	Phx	112-89	W	12/7/10	Dal	91-106	L
1/16/85	Phx	98-95	W	12/18/90	Dal	114-95	W	3/2/97	Dal	110-101	W	11/26/03	Phx	121-90	W	2/27/11	Phx	106-112	L
2/15/85	Dal	126-103	W	12/26/90	Phx	115-88	W	3/15/97	Dal	101-76	W	3/8/04	Dal	90-103	L	3/27/11	Phx	83-91	L
3/4/85	Phx	99-107	L	3/20/91	Dal	110-96	W	12/18/97	Dal	89-75	W	3/13/04	Phx	90-113	L	4/10/11	Dal	90-115	L
11/19/85	Dal	119-123	L	4/12/91	Phx	103-91	W	1/2/98	Phx	92-85	W	4/3/04	Dal	103-124	L	1/4/12	Dal	89-98	L

*Overtime **Double Overtime

Suns Players Career Statistics vs. Mavericks

PLAYER	G-GS	MIN	FG-FGA	PCT	3FG-FGA	PCT	FT-FTA	PCT	OFF	DEF	TOT	AST	PF-DQ	STL	TO	BLK	PTS	AVG	HI
Anderson	25-11	689	103-248	.415	35-98	.357	61-66	.924	60	111	171	15	43-0	7	23	7	302	12.1	25
Ariza	36-28	1096	155-349	.444	61-163	.374	60-88	.682	34	126	160	69	65-0	61	51	14	431	12.0	29
Bender	6-1	144	14-31	.452	7-19	.368	4-5	.800	4	26	30	7	14-0	1	12	5	39	6.5	15
Booker	8-6	230	60-109	.550	17-34	.500	29-34	.853	1	22	23	17	21-1	4	24	2	166	20.8	39
Canaan	6-0	115	18-39	.462	8-22	.364	4-6	.667	0	9	9	10	8-0	7	10	0	48	8.0	17
Chandler	33-28	952	114-181	.630	0-0	—	61-109	.560	108	196	304	28	92-0	14	58	28	289	8.8	21
Daniels	10-0	150	19-59	.322	17-45	.378	1-1	1.000	2	13	15	9	10-0	3	7	1	56	5.6	21
Harrison	1-1	36	8-11	.727	0-2	.000	2-3	.667	1	3	4	10	3-0	2	4	0	18	18.0	18
Holmes	4-1	60	16-23	.696	0-3	.000	1-2	.500	3	11	14	4	3-0	3	3	1	33	8.3	17
Jackson	2-2	51	12-25	.480	1-4	.250	3-4	.750	3	8	11	2	2-0	3	4	4	28	14.0	21
Reed	1-1	11	1-3	.333	0-0	—	0-0	—	0	1	1	0	2-0	0	1	0	2	2.0	2
Warren	10-6	271	54-103	.524	4-14	.286	18-27	.667	10	32	42	12	25-0	9	8	4	130	13.0	21

Series Highlights & Top Performances

Phoenix has won 55 of the last 99 meetings... April 10, 2018, **Shaquille Harrison** had his first double-double with career highs of 18 points and 10 assists... April 9, 2017, **T.J. Warren** had 21 points (8-8 FG, 3-3 FT) to become the first Sun to score 20-plus points while perfect from the field and line since Steve Nash on Jan. 2, 2011... Jan. 12, 2017, **Devin Booker** set a Suns franchise record for most points in a quarter by scoring 28 in the fourth in Mexico City... Dec. 4, 2008, **Steve Nash** became the third player in franchise history to reach 4,000 assists in a Suns uniform (Kevin Johnson, Alvin Adams) when he dished out 10 assists... April 17, 2002, **Dan Majerle** hit a three-pointer on his final NBA field goal attempt to finish his Suns career with 800 three-pointers, which stood as a franchise record until Steve Nash surpassed the mark during the 2009-10 season... **Kevin Johnson** dished out 20 assists April 3, 1990, and Majerle connected on 8-14 treys January 30, 1993.

By The Numbers:

Suns vs. Dallas 2017-2018: 3-0

12/18/17 at Dallas: Suns 97, Mavs 91

1/31/18 at Phoenix: Suns 102, Mavs 88

4/10/18 at Dallas: Suns 124, Mavs 97

All-Time Series Results:

Suns vs. Mavs at Phoenix: 50-26

Suns vs. Mavs at Dallas: 33-45

Suns vs. Mavs overall: 83-71

Suns largest margin of victory: 31 (121-90, 11/26/03)

Suns high point total: 138 (3/3/86**)

Suns low point total: 77 (3/5/02)

Mavs largest margin of victory: 30 (128-98, 4/1/86)

Mavs high point total: 140 (4/5/09, 1/12/96*)

Mavs low point total: 75 (12/18/97)

	HOME	AWAY
Suns last win:	1/31/18 (102-88)	4/10/18 (124-97)
Suns last loss:	1/12/17 (113-108)	1/31/16 (91-78)
Streaks:	Won two	Won four

Denver Nuggets



Pepsi Center
1000 Chopper Circle
Denver, CO 80204
(303) 405-1100
Fax: (303) 893-3203
www.nuggets.com

2018-2019 vs. Suns:

October 20 at Denver
 December 29 at Phoenix
 January 12 at Phoenix
 January 25 at Denver

2017-2018 Finish:

46-36 (.561)

Fifth in Northwest Division

Playoffs:

Did not qualify

Owner	E. Stanley Kroenke
President & Governor	Josh Kroenke
President of Basketball Operations	Tim Connelly
General Manager	Arturas Karnisovas
Head Coach	Michael Malone
Assistant Coaches	Wes Unseld Jr., David Adelman, Jordi Fernandez, Bob Weiss, Ryan Bowen, Charles Klask
Head Athletic Trainer	Dan Shimensky
Director, Media Relations	Nick O'Hayre
Manager, Media Relations	Cody Wise
Coordinator, Media Relations	Steven Blevins
Home Court	Pepsi Center (19,520, built in 1999)
Team Colors	Gold, Blue
Radio	Altitude Radio Network (92.5 FM) Jason Kosmicki
TV	Altitude Sports & Entertainment Chris Marlowe, Scott Hastings, Chris Dempsey, Vic Lombardi, Katy Winge

2017-2018 Regular Season Stats – Suns vs. Nuggets

PLAYER	G-GS	MIN	FG-FGA	PCT	3FG-FGA	PCT	FT-FTA	PCT	OFF	DEF	TOT	AST	PF-DQ	STL	TO	BLK	PTS	AVG	HI
Booker	2-2	64	15-36	.417	6-18	.333	11-12	.917	0	7	7	10	5-0	1	5	1	47	23.5	30
Warren	3-3	109	29-50	.580	0-2	.000	11-18	.611	6	7	13	8	2-0	6	3	2	69	23.0	31
Jackson	3-1	78	22-36	.611	3-7	.429	3-7	.429	2	8	10	7	7-0	2	3	4	50	16.7	20
Monroe	1-1	35	7-12	.583	0-0	—	2-2	1.000	4	6	10	4	4-0	0	2	0	16	16.0	16
Payton (TOT)	2-2	66	11-23	.478	2-3	.667	6-7	.857	0	6	6	15	6-0	1	4	0	30	15.0	19
Payton (PHO)	1-1	35	8-13	.615	0-0	—	3-3	1.000	0	6	6	9	4-0	0	3	0	19	19.0	19
Canaan (PHO)	2-0	51	10-20	.500	6-12	.500	1-1	1.000	0	3	3	9	2-0	2	4	0	27	13.5	16
Bender	3-2	83	13-25	.520	7-14	.500	2-2	1.000	5	13	18	11	9-0	1	4	3	35	11.7	23
Chriss	2-1	47	8-16	.500	4-11	.364	1-6	.167	1	6	7	2	8-0	5	8	1	21	10.5	16
Daniels	3-1	56	5-13	.385	5-12	.417	0-0	—	0	3	3	1	7-0	0	3	0	15	5.0	6
Reed	1-0	10	1-1	1.000	1-1	1.000	1-2	.500	0	0	0	0	2-0	1	0	0	4	4.0	4
Utis	2-2	37	2-11	.182	1-4	.250	3-4	.750	1	1	2	7	3-0	2	0	0	8	4.0	5
Len	3-0	41	3-10	.300	0-0	—	5-8	.625	3	10	13	3	4-0	2	1	2	11	3.7	6
Chandler	1-1	27	1-2	.500	0-0	—	1-2	.500	4	5	9	2	2-0	1	0	1	3	3.0	3
Gray	1-0	13	0-4	.000	0-1	.000	3-4	.750	0	3	3	2	0-0	3	2	1	3	3.0	3
Dudley	2-0	31	1-7	.143	1-5	.200	0-0	—	0	2	2	3	4-0	1	0	1	3	1.5	3
House	1-0	3	0-1	.000	0-0	—	1-2	.500	0	2	2	0	0-0	1	0	0	1	1.0	1
SUNS	3	720	125-257	.486	34-87	.391	48-73	.658	26	82	108	78	63-0	28	39	16	332	110.7	113

PLAYER	G-GS	MIN	FG-FGA	PCT	3FG-FGA	PCT	FT-FTA	PCT	OFF	DEF	TOT	AST	PF	DQ	STL	TO	BLK	PTS	AVG	HI
G. Harris	3-3	103	25-46	.543	10-21	.476	5-5	1.000	3	11	14	7	3-0	7	7	0	65	21.7	36	
Murray	3-3	88	20-37	.541	7-18	.389	8-8	1.000	2	4	6	6	8-1	3	5	3	55	18.3	30	
Jokic	3-3	98	14-30	.467	4-6	.667	17-18	.944	5	30	35	21	10-0	3	14	1	49	16.3	21	
Barton	3-1	85	18-37	.486	4-12	.333	5-7	.714	2	9	11	15	5-0	2	6	2	45	15.0	25	
Chandler	3-3	107	19-27	.704	6-10	.600	1-1	1.000	1	10	11	10	5-0	1	2	3	45	15.0	26	
Lyles	3-1	77	13-30	.433	3-11	.273	8-8	1.000	2	22	24	4	8-0	2	5	2	37	12.3	16	
D. Harris (TOT)	3-0	67	9-24	.375	3-12	.250	12-13	.923	0	12	12	8	10-0	3	7	0	33	11.0	14	
D. Harris (DEN)	1-0	22	3-7	.429	1-3	.333	2-2	1.000	0	2	2	1	4-0	2	2	0	9	9.0	9	
Arthur	1-0	7	3-3	1.000	0-0	—	1-2	.500	0	2	2	0	3-0	1	1	0	7	7.0	7	
Mudiyar	2-0	11	4-9	.444	1-4	.250	2-2	1.000	0	1	1	2	1-0	1	1	0	11	5.5	6	
Beasley	3-0	31	5-7	.714	2-4	.500	1-2	.500	0	2	2	3	1-0	2	1	2	13	4.3	10	
Fariel	1-0	7	1-1	1.000	0-0	—	2-2	1.000	1	1	2	0	2-0	0	0	0	4	4.0	4	
Plumlee	2-1	37	3-6	.500	0-0	—	2-6	.333	3	7	10	7	5-0	1	4	6	8	4.0	7	
Jefferson	2-0	16	2-3	.667	1-1	1.000	0-0	—	0	1	1	1	1-0	0	1	0	5	2.5	5	
Craig	3-0	32	1-5	.200	0-2	.000	2-2	1.000	2	4	6	1	3-0	0	0	0	4	1.3	4	
NUGGETS	3	720	131-248	.528	39-92	.424	56-65	.862	21	106	127	78	59-1	25	50	19	357	119.0	134	

Series Scores & Summary

Date	Site	Final	*A	Date	Site	Final	*A	Date	Site	Final	*A	Date	Site	Final	*A	Date	Site	Final	*A
10/30/76	Den	107-113	L	11/18/82	Phx	107-118	L	12/22/88	Den	126-118	W	4/8/03	Den	98-78	W	11/28/10	Den	133-138	L
12/28/76	Den	102-110	L	1/1/83	Den	125-127	L	12/23/88	Phx	119-107	W	12/29/85	Phx	103-92	W	1/11/11	Den	98-132	L
2/6/77	Phx	115-104	W	3/22/83	Den	117-130	L	1/26/89	Den	138-142	L	3/7/95	Den	92-105	L	3/30/11	Phx	97-116	L
4/3/77	Phx	109-124	L	3/26/83	Phx	124-110	W	1/30/89	Phx	126-100	W	1/26/96	Den	108-117	L	1/21/04	Den	92-97	L
11/21/77	Phx	115-97	W	11/26/83	Den	104-107	L	1/14/89	Den	132-135	L	12/23/96*	Phx	109-112	L	4/7/04	Phx	96-111	L
12/26/77	Den	108-127	L	12/26/83*	Phx	140-133	W	1/13/90	Den	119-111	W	1/14/97	Phx	110-101	W	12/20/04	Den	107-105	W
3/7/78	Den	126-112	W	2/24/84	Phx	100-117	L	2/27/90	Phx	120-101	W	4/4/87	Den	112-113	W	3/13/05	Den	106-101	W
4/6/78	Phx	105-111	L	3/20/84	Phx	146-120	W	3/4/90	Phx	138-108	W	12/20/97	Den	102-81	W	3/28/05	Phx	123-114	W
11/1/78	Den	104-108	L	4/8/84	Den	126-121	L	11/10/90	Phx	173-114	W	3/23/98	Phx	93-77	W	4/18/05	Phx	128-114	W
11/10/78	Phx	132-150	L	11/13/84	Den	100-122	L	12/15/90	Den	142-134	W	3/10/98	Den	106-76	W	12/05/05	Phx	102-97	L
12/26/78	Den	106-102	W	1/29/85	Den	100-128	L	2/5/91	Phx	126-103	W	4/15/98	Phx	98-89	W	1/10/06Δ	Den	137-139	L
3/2/79	Phx	105-119	L	2/5/85	Phx	108-103	W	4/6/91	Den	153-118	W	2/7/99	Phx	115-108	W	2/15/06	Den	116-101	W
11/11/79	Phx	116-91	W	2/24/85	Den	107-117	L	11/20/91	Phx	113-97	W	2/15/99	Den	115-106	W	3/25/06	Phx	107-96	W
11/24/79	Den	115-101	L	4/4/85	Phx	103-110	L	12/18/91	Den	109-123	L	4/29/99	Den	98-87	W	12/20/06+	Den		
1/15/80	Phx	107-99	W	10/29/85	Phx	127-142	L	1/8/92	Phx	135-114	W	11/2/99*	Den	102-107	L	2/5/07	Den	113-108	W
1/30/80	Phx	122-114	W	2/14/86	Phx	112-95	W	3/28/92	Den	121-101	W	1/6/00	Phx	113-100	W	3/10/07	Den	107-131	L
2/26/80	Den	112-121	L	2/25/86	Den	99-112	L	12/23/92	Den	111-96	W	1/21/00	Phx	101-99	W	3/30/07	Phx	125-108	W
3/23/80	Phx	118-102	W	4/7/86	Phx	123-131	L	12/27/92	Phx	129-88	W	2/22/00	Phx	86-67	W	1/7/08	Phx	137-115	W
10/24/80	Den	117-94	W	4/10/86	Phx	113-115	L	4/9/93	Phx	98-97	W	11/4/00	Den	102-99	W	3/5/08	Den	113-126	L
11/23/80	Phx	131-113	W	11/22/86	Den	120-132	L	4/25/93	Den	118-120	L	12/23/00	Phx	102-93	W	3/31/08	Phx	132-117	W
12/1/81	Den	133-132	W	12/12/86	Den	116-128	L	11/24/93	Phx	130-97	W	3/3/01	Phx	97-82	W	4/1/08	Den	120-126	L
1/14/81	Phx	128-102	W	12/13/86	Phx	123-110	W	12/21/93	Den	95-121	L	3/6/01	Den	93-82	W	12/22/08	Phx	108-101	W
2/19/81	Den	126-127	L	1/10/87**	Den	120-127	L	4/29/94	Phx	108-88	W	10/30/01	Phx	96-99	L	1/15/09*	Den	113-119	L
11/10/81	Den	109-106	W	2/5/87	Phx	113-100	W	4/12/94	Den	107-102	W	12/15/01	Den	98-106	L	3/23/09	Phx	118-115	W
12/18/81	Phx	137-109	W	12/22/87	Phx	104-119	L	12/23/94	Phx	126-110	W	12/29/01	Phx	109-92	W	12/12/09	Den	99-105	L
2/26/82	Phx	131-122	W	1/11/88	Phx	127-115	W	1/7/95	Den	109-100	W	4/13/02	Den	94-98	L	2/9/10	Den	109-97	W
3/17/82*	Phx	133-135	L	2/20/88	Phx	128-108	W	1/10/95	Phx	129-113	W	11/13/02	Den	75-72	W	3/1/10	Phx	101-85	W
3/27/82*	Den	134-140	L	3/4/88	Den	108-116	L	4/14/95	Den	87-102	L	11/23/02	Phx	79-80	L	4/13/10	Phx	123-101	W
10/31/82	Den	110-114	L	4/11/88	Phx	119-123	L	11/15/95Δ	Phx	127-137	L	4/1/03	Phx	95-65	W	11/15/10	Phx	100-94	W

*Overtime

**Double Overtime

ΔTriple Overtime

+postponed due to severe weather conditions, made up 2/5/07

Suns Players Career Statistics vs. Nuggets

PLAYER	G-GS	MIN	FG-FGA	PCT	3FG-FGA	PCT	FT-FTA	PCT	OFF	DEF	TOT	AST	PF-DQ	STL	TO	BLK	PTS	AVG	HI
Anderson	21-9	620	113-249	.454	46-118	.390	44-49	.898	49	69	118	22	37-0	14	16	8	316	15.0	26
Ariza	37-25	1037	147-341	.431	55-152	.362	54-77	.701	33	143	176	71	78-0	50	49	8	403	10.9	25
Bender	5-2	99	13-28	.464	7-16	.438	2-2	1.000	5	14	19	12	10-0	1	6	3	35	7.0	23
Booker	9-7	274	67-146	.459	16-47	.340	39-48	.813	2	22	24	30	26-0	6	26	3	189	21.0	35
Canaan	9-2	192	31-77	.403	21-55	.382	8-11	.727	3	11	14	22	14-0	8	12	3	91	10.1	16
Chandler	32-29	913	108-165	.655	0-0	—	42-70	.600	102	210	312	21	83-1	16	54	39	258	8.1	20
Daniels	10-1	119	15-34	.441	14-31	.452	0-0	—	0	11	11	3	13-0	0	6	0	44	4.4	12
Holmes	5-0	67	18-29	.621	1-4	.250	6-8	.750	7	12	19	5	16-1	1	1	4	43	8.6	14
Jackson	3-1	78	22-36	.611	3-7	.429	3-7	.429	2	8	10	7	7-0	2	3	4	50	16.7	20
Reed	1-0	10	1-1	1.000	1-1	1.000	1-2	.500	0	0	0	0	2-0	1	0	0	4	4.0	4
Warren	11-7	284	58-119	.487	5-14	.357	17-26	.654	22	26	48	12	25-0	12	9	3	138	12.5	31

Series Highlights & Top Performances

Phoenix has won 47 of the last 79 meetings, including 17 of the last 24 games at Talking Stick Resort Arena... Feb. 10, 2018, **Dragan Bender** scored a career-high 23 points on 9-of-15 shooting, in addition to eight rebounds, four assists and two blocks... Phoenix held Denver to 65 points on April 1, 2003, tied for the lowest ever total by a Suns opponent (Chicago vs. Phoenix, 3/6/75). The Nuggets' .263 field goal percentage was also a Suns opponent low and a Nuggets franchise low... **Clifford Robinson** hit for a career-high 50 points and 23 first-quarter points on Jan. 16, 2000... Nov. 10, 1990 in Phoenix, the Suns set a franchise record for points in a game in a 173-143 victory (**Kevin Johnson** had 23 points, 17 assists)... Dec. 26, 1983 in Phoenix, Suns forward **Maurice Lucas** grabbed a season-best 25 rebounds.

By The Numbers:

Suns vs. Denver 2017-2018: 1-2

1/3/18 at Denver: Nuggets 134, Suns 111

1/19/18 at Denver: Suns 108, Nuggets 100

2/10/18 at Phoenix: Nuggets 123, Suns 113

All-Time Series Results:

Suns vs. Nuggets at Phoenix: 60-24

Suns vs. Nuggets at Denver: 36-51

Suns vs. Nuggets overall: 96-75

Suns largest margin of victory: 41 (129-88, 12/27/92)

Suns high point total: 173 (11/10/90)

Suns low point total: 75 (11/13/02)

Nuggets largest margin of victory: 34 (132-98, 1/11/11)

Nuggets high point total: 150 (11/10/78)

Nuggets low point total: 65 (4/1/03)

	HOME	AWAY
Suns last win:	11/14/15 (105-81)	1/19/18 (108-100)
Suns last loss:	2/10/18 (123-113)	1/3/18 (134-111)
Streaks:	Lost four	Won one

Detroit Pistons



6 Championship Drive
Auburn Hills, MI 48326
(248) 377-0100
Fax: (248) 377-3260
www.pistons.com

2018-2019 vs. Suns:

November 25 at Detroit
 March 21 at Phoenix

2017-2018 Finish:

39-43 (.476)

Fourth in Central Division

Playoffs:

Did not qualify

Owner	Tom Gores
Senior Advisor To Owner	Ed Stefanski
Head Coach	Dwane Casey
Assistant Coaches	Sidney Lowe, Sean Sweeney, Micah Nori, Tim Grgurich
Head Athletic Trainer	Jim Scholler
Vice President, Public Relations	Kevin Grigg
Sr. Director, Public Relations	Cletus Lewis
Coordinator, Public Relations	Josh Schur
Home Court	Little Caesars Arena (20,491, built in 2017)
Team Colors	Red, White, Blue
Radio	97.1 FM Mark Champion, Rick Mahorn, George Blaha
TV	FS Detroit (Cable) George Blaha, Greg Kelser

2017-2018 Regular Season Stats – Suns vs. Pistons

PLAYER	G-GS	MIN	FG-FGA	PCT	3FG-FGA	PCT	FT-FTA	PCT	OFF	DEF	TOT	AST	PF-DQ	STL	TO	BLK	PTS	AVG	HI
Booker	1-1	27	7-8	.875	2-3	.667	6-6	1.000	0	4	4	0	3-0	1	7	0	22	22.0	22
Jackson	2-1	69	15-38	.395	0-5	.000	5-10	.500	5	13	18	3	4-0	4	5	0	35	17.5	20
Monroe	1-1	25	7-10	.700	0-0	—	0-0	—	2	5	7	5	1-0	2	3	0	14	14.0	14
Payton (TOT)	3-3	93	14-25	.560	3-6	.500	7-10	.700	1	10	11	20	5-0	1	7	0	38	12.7	19
Payton (PHO)	1-1	22	2-6	.333	0-1	.000	0-2	.000	0	3	3	5	1-0	0	2	0	4	4.0	4
Len	2-1	42	11-18	.611	0-0	—	1-1	1.000	5	10	15	2	2-0	0	1	4	23	11.5	19
Daniels	2-1	47	7-13	.538	5-7	.714	2-3	.667	0	3	3	0	3-0	0	2	0	21	10.5	18
Chriss	2-1	41	5-16	.313	2-8	.250	8-10	.800	2	6	8	2	8-0	1	3	3	20	10.0	10
James	1-0	16	3-8	.375	0-1	.000	2-4	.500	0	4	4	4	0-0	1	2	1	8	8.0	8
Ulis	2-1	38	4-11	.364	1-4	.250	6-6	1.000	1	5	6	9	5-0	1	3	0	15	7.5	13
Warren	1-1	23	2-6	.333	0-1	.000	3-4	.750	1	1	2	0	0-0	0	1	1	7	7.0	7
Bender	2-1	48	5-17	.294	2-12	.167	0-0	—	2	6	8	5	3-0	1	5	2	12	6.0	9
Harrison	1-0	16	1-6	.167	0-3	.000	2-2	1.000	0	2	2	2	2-0	0	0	1	4	4.0	4
Dudley	2-0	38	3-9	.333	1-4	.250	0-0	—	1	2	3	6	3-0	1	2	0	7	3.5	4
Peters	1-0	12	1-4	.250	1-4	.250	0-0	—	0	0	0	0	0-0	0	0	0	3	3.0	3
Reed	1-0	17	0-4	.000	0-3	.000	0-0	—	1	2	3	0	0-0	0	2	0	0	0.0	0
SUNS	2	480	73-174	.420	14-56	.250	35-48	.729	20	66	86	43	35-0	12	40	12	195	97.5	107

PLAYER	G-GS	MIN	FG-FGA	PCT	3FG-FGA	PCT	FT-FTA	PCT	OFF	DEF	TOT	AST	PF-DQ	STL	TO	BLK	PTS	AVG	HI
Griffin (TOT)	2-2	60	16-28	.571	6-12	.500	17-19	.895	3	14	17	14	3-0	1	3	2	55	27.5	29
Griffin (DET)	1-1	32	9-15	.600	3-7	.429	5-5	1.000	2	7	9	10	1-0	0	0	1	26	26.0	26
Bradley	1-1	28	9-12	.750	2-3	.667	0-0	—	0	0	0	1	3-0	2	1	0	20	20.0	20
Harris	1-1	27	8-14	.571	2-6	.333	2-3	.667	0	7	7	1	1-0	0	0	0	20	20.0	20
Jackson	2-2	37	12-20	.600	3-6	.500	3-4	.750	0	1	1	7	4-0	2	4	0	30	15.0	23
Kennard	2-0	50	10-19	.526	5-8	.625	3-3	1.000	0	8	8	9	4-0	2	2	2	28	14.0	16
Smith	2-0	51	11-23	.478	1-3	.333	4-5	.800	1	5	6	9	1-0	3	1	1	27	13.5	14
Drummond	2-2	53	9-17	.529	0-0	—	5-6	.833	5	12	17	7	6-0	2	6	6	23	11.5	13
Reed (TOT)	2-0	29	10-13	.769	0-0	—	0-0	—	5	3	8	1	5-0	2	0	0	20	10.0	12
Galloway	1-0	20	3-8	.375	3-7	.429	0-0	—	0	4	4	1	2-0	0	1	1	9	9.0	9
Ennis (TOT)	3-0	53	7-15	.467	3-6	.500	7-7	1.000	6	8	14	3	2-0	1	6	0	24	8.0	11
Ennis (DET)	1-0	23	4-9	.444	2-4	.500	0-0	—	3	2	5	1	1-0	0	2	0	10	10.0	10
Tolliver	2-0	42	5-12	.417	4-9	.444	1-1	1.000	1	11	12	0	2-0	2	2	3	15	7.5	9
Bullock	2-1	26	4-10	.400	2-4	.500	2-2	1.000	0	2	2	1	3-0	1	1	0	12	6.0	12
S. Johnson	2-2	50	4-16	.250	0-4	.000	1-2	.500	1	8	9	0	1-0	8	2	1	9	4.5	5
Marjanovic	1-0	5	1-2	.500	0-0	—	2-4	.500	1	0	1	0	4-0	0	2	0	4	4.0	4
Ellenson	2-0	9	3-5	.600	1-3	.333	0-0	—	0	5	5	2	0-0	0	1	0	7	3.5	5
Moreland	2-0	23	2-4	.500	0-0	—	2-2	1.000	3	5	8	4	5-0	1	2	5	6	3.0	4
Nelson (TOT)	1-0	23	1-5	.200	0-2	.000	0-0	—	2	2	4	8	1-0	1	1	0	2	2.0	2
Buycks	1-0	2	0-0	—	0-0	—	0-0	—	0	0	0	0	0-0	0	0	0	0	0.0	0
PISTONS	2	480	94-186	.505	28-64	.438	30-37	.811	17	77	94	53	38-0	23	27	20	246	123.0	131

Series Scores & Summary

Date	Site	Final	W/L	Date	Site	Final	W/L	Date	Site	Final	W/L	Date	Site	Final	W/L
11/10/68	Phx	109-111	L	1/10/73	Phx	123-121	W	11/30/78	Phx	119-109	W	12/30/91	Phx	102-93	W
11/14/68	Tucson	109-111	L	2/7/73	Det	107-113	L	1/18/79	Det	97-87	W	12/30/91	Det	110-103	W
11/27/68	Det	111-125	L	3/10/73	Phx	110-117	L	4/1/79	Phx	116-105	W	1/25/93	Det	121-119	W
12/14/68	Det	123-118	W	10/24/73	Phx	99-115	L	12/15/79	Phx	126-105	W	3/19/93	Phx	127-97	W
2/14/69	Det	123-128	W	11/2/73	Det	107-114	L	2/21/80	Det	125-116	W	12/2/93	Det	102-101	W
3/17/69	Phx	95-119	L	11/21/73	Det	104-107	L	10/31/80*	Det	103-98	W	3/18/94	Phx	113-114	L
11/9/69	Phx	104-129	W	12/1/73	Phx	109-121	L	12/3/80	Phx	113-104	W	12/2/94	Det	97-107	L
12/7/69	Phx	113-114	L	2/8/74	Phx	94-99	L	1/7/82	Det	110-94	W	3/14/95	Phx	116-109	W
12/20/69	Det	113-114	L	2/23/74	Det	107-119	L	1/23/82	Phx	113-90	W	3/1/96	Phx	97-102	L
1/3/70	Phx	114-109	W	10/23/74	Phx	100-90	W	12/30/82	Phx	115-98	W	3/13/96	Det	115-118	L
2/13/70	Det	120-132	L	11/20/74	Det	114-106	W	2/19/83	Det	101-112	L	1/20/97	Phx	89-86	W
2/26/70	Det	131-123	W	1/18/75	Det	77-86	L	1/4/84	Det	114-128	L	2/2/97	Det	106-97	W
10/17/70	Phx	107-110	L	3/27/75	Phx	79-91	L	3/24/84	Phx	109-120	L	12/3/97Δ	Det	103-108	L
11/15/70	Phx	108-104	W	1/18/76	Det	122-118	W	2/18/85	Det	103-122	L	3/5/98	Phx	102-93	W
11/19/70	Det	110-112	L	2/11/76	Phx	123-94	W	3/26/85	Phx	93-119	L	2/19/99	Phx	93-101	L
12/17/70*	Phx	117-114	W	2/18/76	Det	94-105	L	3/10/86	Det	120-109	W	12/14/99	Phx	114-104	W
2/27/71	Det	124-117	W	2/29/76	Det	109-98	W	3/21/86	Phx	105-103	W	3/31/00	Det	98-97	W
3/9/71	Det	114-108	W	3/18/76	Phx	106-100	W	11/12/86	Det	100-108	L	12/19/00	Phx	84-89	L
10/22/71	Phx	109-116	L	1/5/77	Phx	123-94	W	1/26/87*	Phx	120-118	W	1/24/01	Phx	106-73	W
11/18/71	Det	126-128	L	1/13/77	Phx	131-101	W	3/11/88	Det	88-116	L	2/12/02	Det	99-71	L
11/25/71	Phx	122-103	W	2/20/77	Det	107-109	L	3/26/88	Phx	103-108	L	3/21/02	Phx	82-95	L
12/17/71	Phx	123-102	W	4/1/77	Phx	133-116	W	11/18/88	Phx	105-121	L	11/4/02	Phx	82-84	L
2/20/72	Det	121-107	W	12/7/77*	Det	113-107	W	12/28/88	Det	100-106	L	3/28/03	Det	94-91	W
3/7/72	Det	129-121	W	1/13/78	Phx	111-100	W	11/29/89	Phx	103-111	L	11/15/03	Phx	91-100	L
11/23/72	Phx	128-122	W	2/1/78	Det	120-127	L	1/26/90	Det	103-107	L	1/2/04	Det	81-93	L
12/6/72	Det	105-114	W	3/1/78	Phx	102-115	L	1/18/91	Phx	103-102	W	1/17/05	Det	80-94	L
1/3/73	Det	105-119	L	11/18/78	Det	119-105	W	2/3/91	Det	112-97	W	3/3/05	Phx	100-97	W

*Overtime **Double Overtime ΔTriple Overtime

Suns Players Career Statistics vs. Pistons

PLAYER	G-GS	MIN	FG-FGA	PCT	3FG-FGA	PCT	FT-FTA	PCT	OFF	DEF	TOT	AST	PF-DQ	STL	TO	BLK	PTS	AVG	HI
Anderson	20-11	505	87-201	.433	36-112	.321	42-50	.840	26	64	90	18	40-0	4	19	13	252	12.6	31
Ariza	27-17	825	99-242	.409	34-100	.340	49-67	.731	30	121	151	61	70-0	40	44	5	281	10.4	28
Bender	3-1	56	5-21	.238	2-14	.143	0-0	—	2	6	8	5	7-0	1	6	2	12	4.0	9
Booker	3-2	84	15-23	.652	6-11	.545	15-16	.938	0	7	7	5	10-0	2	10	2	51	17.0	22
Canaan	10-2	159	13-52	.250	9-31	.290	18-22	.818	0	13	13	11	13-0	6	7	0	53	5.3	22
Chandler	37-28	1126	105-193	.544	0-0	—	88-132	.667	117	256	373	30	97-0	21	51	43	298	8.1	21
Daniels	9-1	124	17-48	.354	11-27	.407	3-4	.750	0	8	8	3	10-0	2	4	0	48	5.3	18
Harrison	1-0	16	1-6	.167	0-3	.000	2-2	1.000	0	2	2	2	2-0	0	0	1	4	4.0	4
Holmes	8-1	117	20-41	.488	2-4	.500	1-2	.500	7	18	25	8	9-0	5	2	2	43	5.4	13
Jackson	2-1	69	15-38	.395	0-5	.000	5-10	.500	5	13	18	3	4-0	4	5	0	35	17.5	20
Reed	1-0	17	0-4	.000	0-3	.000	0-0	—	1	2	3	0	0-0	0	2	0	0	0.0	0
Warren	6-3	149	24-58	.414	1-6	.167	10-13	.769	8	10	18	3	12-0	6	4	4	59	9.8	18

Series Highlights & Top Performances

The Suns have won 28 of the last 54 meetings... Dec. 31, 2006, the Suns defeated the Pistons 108-101 in Detroit on the final day the NBA used the synthetic ball before changing back to the leather ball... Feb. 12, 2002, Phoenix held Detroit to a series-low 71 points — the fewest the Pistons ever scored at home — in a 99-71 victory... The Suns held the Pistons to an opponent-low .298 (29-94 FG) from the field in a 106-73 rout on Jan. 4, 2001 in Detroit... The margin of victory was also a series high... March 9, 1971 in Detroit, **Dave Bing** scored a series-high 49 points (later matched by Sun **Paul Westphal** on Feb. 21, 1980 in Detroit)... April 1, 1979 in Phoenix, **Kevin Porter** dished out a Suns opponent-record 25 assists... In the first-ever meeting Nov. 10, 1968 in Phoenix, Piston **Dave DeBusschere** grabbed a series-best 25 rebounds.

By The Numbers:

Suns vs. Detroit 2017-2018: 0-2

11/29/17 at Detroit: Pistons 131, Suns 107

3/20/18 at Phoenix: Pistons 115, Suns 88

All-Time Series Results:

Suns vs. Pistons at Phoenix: 38-28

Suns vs. Pistons at Detroit: 28-37

Suns vs. Pistons overall: 66-65

Suns largest margin of victory: 33 (106-73, 1/24/01)

Suns high point total: 140 (11/9/69)

Suns low point total: 74 (1/22/11)

Pistons largest margin of victory: 40 (117-77, 11/28/12)

Pistons high point total: 132 (2/13/70*)

Pistons low point total: 71 (2/12/02)

	HOME	AWAY
Suns last win:	11/9/16 (107-100)	11/19/14 (88-86)
Suns last loss:	3/20/18 (115-88)	11/29/17 (131-107)
Streaks:	Lost one	Lost three

Golden State Warriors



1011 Broadway
Oakland, CA 94607
(510) 986-2200
Fax: (510) 638-9738
www.warriors.com

2018-2019 vs. Suns:

October 22 at Golden State
December 31 at Phoenix
February 8 at Phoenix
March 10 at Golden State

2017-2018 Finish:

58-24 (.707)

First in Pacific Division

Playoffs:

Defeated San Antonio 4-1
Defeated New Orleans 4-1
Defeated Houston 4-3
Defeated Cleveland 4-0

Owner & CEO	Joe Jacob
Owner	Peter Guber
President & COO	Rick Welts
Pres. of Basketball Operations/GM	Bob Myers
Head Coach	Steve Kerr
Assistant Coaches	Ron Adams, Mike Brown, Jarron Collins, Bruce Fraser, Chris DeMarco, Willie Green
Head Athletic Trainer	Drew Yoder
Vice President, Communications	Raymond Ridder
Director, Public Relations	Brett Winkler
Director, Basketball Communications	Michael Ravina
Dir., Publications & Stat Information	Darryl Arata
Assistant, Public Relations	Cole Lawrence
Home Court	Oracle Arena (19,596 built in 1966)
Team Colors	Warriors Royal Blue, California Golden Yellow
Radio	KGMZ (95.7 FM) Tim Rye
TV	NBC Sports Bay Area (Cable) Bob Fitzgerald, Jim Barnett, Kerith Burke

2017-2018 Regular Season Stats – Suns vs. Warriors

PLAYER	G-GS	MIN	FG-FGA	PCT	3FG-FGA	PCT	FT-FTA	PCT	OFF	DEF	TOT	AST	PF-DQ	STL	TO	BLK	PTS	AVG	HI	
Jackson	3-2	104	27-64	.422	4-13	.308	8-10	.800	3	9	12	10	7-0	4	5	2	66	22.0	36	
Houise	2-1	79	15-29	.517	3-14	.214	5-6	.833	3	11	14	6	3-0	1	0	2	38	19.0	22	
Payton (TOT)	4-4	113	22-44	.500	3-5	.600	7-12	.583	4	10	14	26	10-0	4	11	0	54	13.5	29	
Payton (PHO)	2-2	58	15-26	.577	3-5	.600	7-10	.700	2	6	8	12	4-0	1	7	0	40	20.0	29	
Warren	2-2	64	10-29	.345	1-1	1.000	2-2	1.000	6	3	9	3	3-0	3	3	1	23	11.5	14	
Chriss	3-1	66	13-25	.520	1-5	.200	6-11	.545	5	17	22	4	10-3	8	2	33	11.0	22		
Len	3-2	62	10-23	.435	0-1	.000	9-14	.643	11	15	26	3	6-0	0	2	0	29	9.7	16	
Bender	4-4	142	14-34	.412	8-21	.381	1-3	.333	3	30	33	5	6-0	0	9	2	37	9.3	14	
Ulis	3-2	82	10-29	.345	2-7	.286	5-5	1.000	3	3	6	19	5-0	2	10	0	27	9.0	15	
Chandler	1-1	18	4-6	.667	0-0	—	0-0	—	3	6	9	0	0-0	0	1	0	8	8.0	8	
Williams	1-0	18	3-7	.429	0-0	—	2-2	1.000	0	6	6	3	0-0	0	2	1	0	8	8.0	8
Daniels	4-3	81	11-30	.367	5-21	.238	3-4	.750	0	4	4	3	6-0	4	5	0	30	7.5	18	
Peters	2-0	23	5-7	.714	3-5	.600	1-1	1.000	1	1	2	0	1-0	0	1	0	14	7.0	8	
Dudley	3-0	58	5-10	.500	2-5	.400	5-7	.714	0	8	8	3	7-0	1	4	2	17	5.7	11	
Harrison	3-0	63	6-19	.316	2-6	.333	3-4	.750	1	8	9	11	5-0	1	2	0	17	5.7	8	
Gray	1-0	17	2-11	.182	0-3	.000	1-2	.500	0	0	0	0	0-0	0	2	0	5	5.0	5	
Reed	2-0	27	2-10	.200	1-6	.167	2-2	1.000	0	7	7	3	1-0	0	2	1	7	3.5	7	
SUNS	4	960	152-359	.423	35-113	.310	60-83	.723	41	134	175	85	64-0	22	66	12	399	99.8	109	

PLAYER	G-GS	MIN	FG-FGA	PCT	3FG-FGA	PCT	FT-FTA	PCT	OFF	DEF	TOT	AST	PF	DQ	STL	TO	BLK	PTS	AVG	HI
Thompson	3-3	90	31-54	.574	10-22	.455	1-1	1.000	0	5	5	4	1-0	3	5	1	73	24.3	34	
Curry	1-1	30	8-17	.471	3-9	.333	3-3	1.000	2	7	9	7	3-0	0	3	1	22	22.0	22	
Durant	3-3	95	26-39	.667	6-11	.545	5-8	.625	0	22	22	23	4-0	1	7	4	63	21.0	29	
Cook	3-3	111	24-41	.585	10-17	.588	3-3	1.000	0	14	14	13	5-0	5	5	0	61	20.3	28	
Casspi	1-1	27	7-10	.700	1-2	.500	4-5	.800	0	10	10	2	0-0	0	1	0	19	19.0	19	
Green	3-3	99	19-38	.500	9-20	.450	5-8	.625	2	21	23	25	6-0	5	10	3	52	17.3	25	
Young	4-1	111	16-39	.410	9-25	.360	6-6	1.000	3	15	18	4	5-0	4	1	0	47	11.8	20	
Iguodala	2-1	51	7-15	.467	1-5	.200	3-4	.750	3	7	10	7	0-0	0	1	2	18	9.0	11	
McCaw	1-0	8	4-6	.667	1-2	.500	0-0	—	0	1	1	1	0-0	0	0	0	9	9.0	9	
Livingston	4-0	65	13-24	.542	0-0	—	5-5	1.000	0	4	4	9	8-0	3	1	0	31	7.8	11	
Looney	4-1	82	12-22	.545	0-3	.000	2-5	.400	3	10	13	0	9-0	5	3	14	26	6.5	13	
West	4-0	58	10-23	.435	0-1	.000	2-2	1.000	5	11	16	12	7-0	2	5	4	22	5.5	10	
McGee	4-0	30	8-13	.615	0-0	—	4-9	.444	4	4	8	2	3-0	1	1	3	20	5.0	11	
Bell	3-0	40	7-11	.636	0-0	—	0-0	—	1	6	7	5	4-0	3	2	2	14	4.7	10	
Pachulia	4-3	54	5-10	.500	0-0	—	0-0	—	5	12	17	8	10-0	3	3	4	10	2.5	4	
Jones	2-0	10	0-1	.000	0-0	—	0-0	—	0	1	1	1	3-0	0	0	1	0	0.0	0	
WARRIORS	4	960	197-363	.543	50-117	.427	43-59	.729	28	150	178	123	68-0	35	52	39	487	121.8	129	

Series Scores & Summary

Date	Site	Final	A	Date	Site	Final	A	Date	Site	Final	A	Date	Site	Final	A	Date	Site	Final	A
10/22/68	S.F.	101-109	L	2/28/75	Phx	102-96	W	12/16/82	Phx	94-98	L	3/12/89	G.S.	154-124	W	3/13/98	Phx	101-77	W
11/4/68	Phx	108-119	W	3/18/75	Phx	103-103	L	2/4/83	G.S.	109-92	W	1/13/89	Phx	136-106	W	4/13/98	G.S.	105-97	W
12/4/68	Phx	126-97	W	4/4/75	Phx	98-128	L	3/4/83	Phx	105-102	W	2/16/89	Phx	135-114	W	2/28/98	G.S.	98-94	L
12/27/68	S.F.	118-119	L	11/29/75	G.S.	100-112	L	4/6/83	Phx	126-106	W	2/18/90	G.S.	131-113	W	2/28/99	Phx	102-99	W
1/26/69	Phx	93-117	L	12/27/75	Phx	115-98	W	4/12/83	G.S.	115-108	W	4/16/90	G.S.	141-129	W	3/31/99	Phx	93-76	W
1/19/69	S.F.	119-109	W	1/1/76	Phx	110-114	L	11/10/83	G.S.	102-96	W	4/20/90	Phx	129-106	W	12/26/99	Phx	108-88	W
1/23/70	Phx	132-138	W	1/6/76	G.S.	113-129	L	11/13/83	Phx	113-98	W	1/17/90	Phx	129-119	W	1/22/00	G.S.	122-109	G
1/24/70	S.F.	109-99	W	2/6/76	Phx	118-111	L	12/20/83	G.S.	109-95	W	1/12/91	G.S.	127-118	W	3/26/00	Phx	90-82	W
1/30/70	S.F.	116-125	L	4/6/76	G.S.	106-111	L	12/28/83	Phx	128-105	W	4/5/91	G.S.	101-118	L	4/19/00	G.S.	99-88	W
1/31/70	Phx	122-132	W	11/18/76	G.S.	111-134	L	1/10/84	G.S.	102-96	W	1/17/91	G.S.	144-101	W	4/4/00	G.S.	94-86	L
3/6/70	S.F.	137-101	L	1/20/77	G.S.	103-107	L	3/29/84	Phx	124-119	W	1/12/91	G.S.	116-119	L	11/24/00	Phx	80-74	W
3/17/70	Phx	93-127	L	2/4/77	Phx	106-109	L	10/26/84	G.S.	122-114	W	1/1/92	Phx	130-118	W	1/19/01	Phx	95-103	L
12/5/70	S.F.	105-100	W	3/4/77	Phx	87-101	L	12/1/84	Phx	115-103	W	2/21/92	G.S.	115-123	L	2/13/01	G.S.	93-83	W
12/15/70	Phx	122-129	L	10/18/77	Phx	100-83	L	2/16/85	G.S.	105-108	L	12/22/92	Phx	108-104	W	1/12/01	G.S.	107-101	W
12/21/71	S.F.	122-116	W	10/17/78	G.S.	104-119	L	3/8/85	Phx	115-118	L	4/11/92	G.S.	125-134	L	12/5/01	Phx	110-93	W
1/3/71	Phx	102-81	W	2/17/78	G.S.	92-111	L	3/23/85	G.S.	109-123	L	11/27/92	Phx	121-107	W	2/1/02	Phx	104-98	W
2/4/71	Phx	105-117	L	4/2/78	Phx	105-99	W	4/14/85	Phx	124-111	W	11/28/92	G.S.	131-134	L	2/12/02	G.S.	98-97	W
12/4/71	G.S.	128-82	W	10/15/78	Phx	129-110	W	11/16/85	G.S.	105-108	L	12/22/92	Phx	108-104	W	11/30/02	G.S.	99-100	W
12/5/71	Phx	120-87	W	10/18/78	G.S.	W	W	12/11/85	G.S.	123-113	W	2/1/93	G.S.	122-100	W	2/1/03	Phx	116-107	W
12/8/72	G.S.	100-111	L	12/27/78	Phx	108-116	L	12/21/85	Phx	115-98	W	3/10/93	G.S.	111-100	W	3/10/03	G.S.	98-113	L
2/4/72	Phx	113-105	W	3/25/79	G.S.	111-95	W	2/4/86	Phx	127-118	W	11/6/93	G.S.	118-104	W	4/11/03	Phx	117-101	W
3/1/72	G.S.	116-124	L	10/17/79	Phx	97-89	W	3/16/86	G.S.	112-130	L	2/15/93	Phx	119-104	W	9/9/06	W	W	W
11/28/72	G.S.	102-110	L	10/24/79	G.S.	100-108	W	4/2/86	Phx	121-101	W	11/9/93	Phx	122-107	W	11/28/03	Phx	83-92	L
12/1/72	Phx	115-106	W	11/18/79	Phx	95-99	L	10/31/86	Phx	127-123	W	11/7/94	G.S.	99-104	L	1/16/04	Phx	104-93	W
12/12/73	Phx	107-108	L	1/5/80	Phx	113-100	W	12/9/86	G.S.	109-94	W	3/3/94	G.S.	107-120	L	2/11/04	G.S.	99-110	L
1/13/73	G.S.	116-110	L	1/21/80	G.S.	96-107	L	4/4/87	G.S.	104-101	W	12/12/94	Phx	90-84	W	12/7/04	Phx	119-104	W
3/23/73	Suns	125-124	W	3/10/80	G.S.	122-113	L	1/26/87	Phx	131-104	W	2/17/95	Phx	128-139	L	2/13/05	G.S.	106-102	W
3/26/73	G.S.	120-114	W	10/21/80	Phx	121-107	L	3/21/87	Phx	102-105	L	3/5/95	G.S.	122-112	W	3/18/05	G.S.	100-110	L
10/14/73	Phx	95-120	L	11/15/80	G.S.	108-119	L	4/15/87	G.S.	119-116	W	3/12/95	Phx	117-124	L	4/8/05	G.S.	119-127	L
10/21/73	G.S.	109-113	L	11/22/80	G.S.	98-89	W	11/20/87	Phx	122-109	W	4/4/95	G.S.	114-122	L	11/22/05	Phx	110-89	W
12/5/73	Phx	103-97	W	12/17/80	Phx	106-88	W	11/11/87	G.S.	115-130	L	11/12/95	G.S.	112-109	W	12/7/05	G.S.	118-110	W
1/17/74	G.S.	120-127	L	2/17/81	Phx	118-109	W	3/16/88	G.S.	118-112	W	11/1/96	G.S.	111-106	W	1/12/06	Phx	112-99	W
2/10/74	Phx	105-121	L	3/21/81	G.S.	105-114	L	3/30/88	Phx	123-105	W	3/21/96	Phx	104-96	W	4/14/06	G.S.	102-110	L
2/28/74	G.S.	100-120	L	12/18/81	G.S.	127-134	L	4/8/88	G.S.	111-112	L	11/12/96	Phx	113-110	W	11/3/06	G.S.	113-110	W
3/4/74	Phx	134-121	L	12/23/81	Phx	118-103	W	4/19/88	Phx	122-107	W	12/4/96	Phx	118-87	W	12/15/06	Phx	105-101	W
11/7/74	Phx	105-106	L	12/26/81	G.S.	96-112	L	11/3/88	G.S.	104-117	L	3/17/97	Phx	118-95	W	1/17/07	Phx	128-105	W
12/5/74	Phx	106-106	W	1/12/82	Phx	133-121	W	11/11/88	Phx	141-103	W	3/28/97	Phx	122-115	W	3/25/07	G.S.	119-124	L
12/23/74	G.S.	94-111	L	2/5/82	Phx	88-90	L	12/9/88	Phx	110-105	W	4/13/97	G.S.	116-97	W	1/26/07	Phx	114-129	L
2/8/75	G.S.	96-105	L	3/23/82	G.S.	91-95	L	1/9/89	G.S.	124-130	L	12/22/97	Phx	91-76	W	2/13/08	G.S.	118-120	L
2/25/75	G.S.	111-97	W	11/30/82	G.S.	98-110	L	2/21/89	Phx	139-121	W	12/20/98	G.S.	87-69	W	3/13/08	Phx	123-115	W

*Overtime # San Francisco Warriors

Suns Players Career Statistics vs. Warriors

PLAYER	G-GS	MIN	FG-FGA	PCT	3FG-FGA	PCT	FT-FTA	PCT	OFF	DEF	TOT	AST	PF-DQ	STL	TO	BLK	PTS	AVG	H
Anderson	22-8	612	97-240	.404	37-113	.327	57-65	.877	41	82	123	24	40-0	11	20	5	288	13.1	29
Ariza	34-25	1058	138-332	.416	41-140	.293	62-87	.713	35	131	166	64	65-0	55	58	8	379	11.1	25
Bender	8-4	196	20-47	.426	11-30	.367	1-3	.333	5	35	40	6	10-0	0	10	4	52	6.5	14
Booker	8-6	249	38-110	.345	6-34	.176	25-33	.758	3	12	15	38	20-0	8	17	3	107	13.4	21
Canaan	4-2	120	17-36	.472	11-23	.478	15-15	1.000	1	9	10	7	6-0	5	6	0	60	15.0	21
Chandler	37-33	1002	123-206	.597	0-1	.000	71-110	.645	112	274	386	31	96-0	24	51	24	317	8.6	23
Daniels	12-3	173	28-76	.368	19-54	.352	6-9	.667	7	10	17	8	12-0	7	7	1	81	6.8	18
Harrison	3-0	63	6-19	.316	2-6	.333	3-4	.750	1	8	9	11	5-0	1	2	0	17	5.7	8
Holmes	4-0	85	18-29	.621	2-6	.333	8-9	.889	7	17	24	5	14-1	2	4	6	46	11.5	15
Jackson	3-2	104	27-64	.422	4-13	.308	8-10	.800	3	9	12	10	7-0	4	5	2	66	22.0	36
Reed	2-0	27	2-10	.200	1-6	.167	2-2	1.000	0	7	7	3	1-0	0	2	1	7	3.5	7
Warren	11-5	284	69-129	.535	5-13	.385	11-12	.917	16	26	42	17	16-0	12	9	4	154	14.0	28

Series Highlights & Top Performances

The Suns have won 48 of the last 86 meetings, including 22 of the last 34 games at Talking Stick Resort Arena... March 17, 2018, **Josh Jackson** scored a career-high 36 points on 14-of-23 shooting off the bench for his first career 30-point game... Feb. 7, 2011, **Steve Nash** became just the second Sun to record 6,000 assists (**Kevin Johnson**) and 11th NBA player with 6,000 assists with one franchise... March 15, 2009, Phoenix scored a season-high 154 points that tied for third-most points in regulation in franchise history... In that same game, the club set an NBA record with 56 fastbreak points... Feb. 28, 1999, Phoenix won 102-89 when Golden State scored a then NBA record-low six points in the fourth quarter, also a Suns opponent low for points in a quarter... Jan. 20, 1998, Phoenix held Golden State to 69 points, the fourth lowest opponent total in team history... Feb. 18, 1990 in Oakland, **Tom Chambers** scored a series-best 56 points... Dec. 4, 1971 in Oakland, Sun **Paul Silas** had a series-high 24 rebounds.

By The Numbers:

Suns vs. Golden State 2017-2018: 0-4

2/12/18 at Golden State: Warriors 129, Suns 83

3/17/18 at Phoenix: Warriors 124, Suns 109

4/1/18 at Golden State: Warriors 117, Suns 107

4/8/18 at Phoenix: Warriors 117, Suns 100

Suns largest margin of victory: 36 (128-92, 12/4/71)

Suns high point total: 154 (3/15/09, 3/23/89)

Suns low point total: 80 (twice, last 3/9/15)

Warriors largest margin of victory: 46 (129-83, 2/12/18)

Warriors high point total: 139 (2/17/95)*

Warriors low point total: 69 (1/20/98)

All-Time Series Results:

Suns vs. Warriors at Phoenix: 88-34

Suns vs. Warriors on road: 49-69

Suns vs. Warriors overall: 137-103

HOME

Suns last win: 11/9/14 (107-95)

Suns last loss: 4/8/18 (117-100)

Streaks: Lost seven

AWAY

Suns last win: 2/7/11 (104-92)

Suns last loss: 4/1/18 (117-107)

Streaks: Lost 13

Houston Rockets



Toyota Center
1510 Polk Street
Houston, TX 77002
(713) 758-7200
Fax: (713) 758-7339
www.rockets.com

2018-2019 vs. Suns:

February 4 at Phoenix
 March 15 at Houston
 April 7 at Houston

2017-2018 Finish:

65-17 (.793)

First in Southwest Division

Playoffs:

Defeated Minnesota 4-1
 Defeated Utah 4-1
 Lost to Golden State 4-3

Owner	Tilman J. Fertitta
General Manager	Daryl Morey
Head Coach	Mike D'Antoni
Associate Head Coach	Jeff Bzdelik
Assistant Coaches	Roy Rogers, Brett Gunning
Head Athletic Trainer	Jason Biles
Senior Director, Media and Player Relations	Tracey Hughes
Manager, Media Relations	Sean McCloskey
Senior Coordinator, Media Relations	Jenny Zehentner
Home Court	Toyota Center (18,055 built in 2003)
Team Colors	Red, White, Silver
Radio	KBME (790 AM) Craig Ackerman, Matt Thomas KEYH (850 AM Spanish) Adrian Chavarria
TV	AT&T SportsNet Bill Worrell, Matt Bullard, Clyde Drexler, Craig Ackerman

2017-2018 Regular Season Stats – Suns vs. Rockets

PLAYER	G-GS	MIN	FG-FGA	PCT	3FG-FGA	PCT	FT-FTA	PCT	OFF	DEF	TOT	AST	PF-DQ	STL	TO	BLK	PTS	AVG	HI
Booker	3-3	109	28-57	.491	10-22	.455	10-12	.833	0	11	11	29	9-0	2	17	0	76	25.3	31
Warren	3-3	102	26-42	.619	2-5	.400	5-7	.714	2	9	11	7	5-0	3	4	1	59	19.7	24
Jackson	3-1	86	19-48	.396	1-10	.100	6-8	.750	4	9	13	4	11-0	4	9	1	45	15.0	27
Daniels	4-2	104	20-44	.455	18-39	.462	0-0	—	3	7	10	1	9-0	0	2	0	58	14.5	23
Monroe	2-1	42	13-18	.722	0-0	—	2-4	.500	4	9	13	3	3-0	4	1	1	28	14.0	20
Canaan (PHO)	1-0	24	3-9	.333	0-5	.000	6-6	1.000	0	1	1	2	5-0	0	0	0	12	12.0	12
Payton (TOT)	2-2	40	7-15	.467	0-1	.000	4-4	1.000	2	3	5	6	6-0	7	5	0	18	9.0	14
Chandler	2-2	54	8-13	.615	0-0	—	1-3	.333	6	20	26	2	2-0	0	4	1	17	8.5	11
Williams	1-0	15	2-2	1.000	0-0	—	3-5	.600	0	5	5	2	4-0	1	2	0	7	7.0	7
Utis	4-3	93	9-25	.360	4-10	.400	5-6	.833	1	9	10	25	11-0	4	8	0	27	6.8	16
Bender	4-2	98	9-25	.360	5-14	.357	3-3	1.000	2	14	16	7	12-0	2	3	3	26	6.5	14
House	2-0	42	5-8	.625	3-4	.750	0-0	—	1	12	13	0	2-0	2	3	1	13	6.5	8
Chris	3-3	66	9-21	.429	0-7	.000	1-3	.333	2	15	17	2	12-0	4	5	7	19	6.3	12
Harrison	1-0	15	3-8	.375	0-2	.000	0-0	—	1	0	1	3	1-0	1	1	0	6	6.0	6
Len	2-0	34	4-11	.364	0-0	—	3-5	.600	6	9	15	1	2-0	0	1	0	11	5.5	9
James	1-0	20	1-13	.077	0-3	.000	1-3	.333	2	4	6	3	0-0	1	1	0	3	3.0	3
Peters	2-0	41	2-7	.286	1-5	.200	0-0	—	1	3	4	4	2-0	1	1	0	5	2.5	5
Dudley	2-0	15	0-2	.000	0-2	.000	4-4	1.000	0	2	2	0	1-0	0	0	0	4	2.0	4
SUNS	4	960	161-353	.456	44-128	.344	50-69	.725	35	139	174	95	91-0	29	65	15	416	104.0	116

PLAYER	G-GS	MIN	FG-FGA	PCT	3FG-FGA	PCT	FT-FTA	PCT	OFF	DEF	TOT	AST	PF-DQ	STL	TO	BLK	PTS	AVG	HI
Harden	3-3	111	28-64	.438	10-30	.333	37-47	.787	3	17	20	25	5-0	6	15	3	103	34.3	48
Paul	3-3	75	16-33	.485	4-11	.364	17-19	.895	2	12	14	21	6-0	2	1	2	53	17.7	25
Anderson	4-3	111	17-34	.500	13-24	.542	11-12	.917	6	12	18	2	4-0	2	1	1	58	14.5	24
Gordon	3-1	88	12-38	.316	5-27	.185	11-14	.786	0	8	8	9	6-0	3	5	2	40	13.3	14
Green	3-1	80	10-34	.294	7-25	.280	8-8	1.000	0	5	5	1	10-0	1	2	0	35	11.7	15
Capela	4-4	115	19-34	.559	0-0	—	7-13	.538	13	32	45	8	9-0	4	7	6	45	11.3	17
Johnson (TOT)	3-0	60	11-27	.407	3-9	.333	6-6	1.000	4	12	16	6	1-0	0	2	2	31	10.3	16
Johnson (HOU)	1-0	21	5-10	.500	1-2	.500	5-5	1.000	2	4	6	3	0-0	0	2	1	16	16.0	16
Ariza	4-4	107	14-32	.438	8-19	.421	4-4	1.000	5	12	17	7	4-0	5	4	0	40	10.0	18
Mbah a Moute	2-0	57	6-12	.500	3-7	.429	5-8	.625	0	5	5	1	2-0	3	6	2	20	10.0	13
Hilario	2-0	30	7-9	.778	0-0	—	4-4	1.000	1	2	3	2	4-0	1	0	0	18	9.0	10
Tucker	4-1	123	11-22	.500	9-17	.529	3-4	.750	2	25	27	1	9-0	7	3	1	34	8.5	18
Wright (TOT)	2-1	39	7-11	.636	0-0	—	1-2	.500	0	9	9	1	5-0	1	0	3	15	7.5	8
B. Brown	1-0	5	1-3	.333	1-2	.500	0-0	—	0	2	2	1	1-0	0	0	0	3	3.0	3
Black	2-0	22	2-7	.286	0-1	.000	0-0	—	5	8	13	2	2-0	1	0	2	4	2.0	2
Weber	1-0	6	1-2	.500	0-1	.000	0-0	—	0	2	2	1	2-0	2	0	0	2	2.0	2
Qi	1-0	8	0-3	.000	0-0	—	0-0	—	0	1	1	0	3-0	0	1	2	0	0.0	0
ROCKETS	4	960	149-337	.442	61-166	.367	112-138	.812	39	147	186	84	67-0	37	48	22	471	117.8	142

Series Scores & Summary

Date	Site	Final	YA	Date	Site	Final	YA	Date	Site	Final	YA	Date	Site	Final	YA	Date	Site	Final	YA
12/6/68	S.O.#	106-117	L	3/2/74	Hou	104-110	L	11/22/83	Hou	96-118	L	2/16/91	Hou	91-100	L	12/4/99	Hou	95-105	L
12/28/68	Phx	126-136	L	3/8/75	Phx	107-112	L	12/13/83	Hou	110-129	L	3/15/91	Phx	126-135	L	3/7/00	Hou	108-101	W
1/5/69	Phx	118-136	L	11/21/75	Phx	107-92	W	12/30/83	Phx	121-110	W	11/9/91	Hou	95-96	L	4/18/00	Phx	96-107	L
1/25/69	S.O.	120-133	L	12/10/75	Hou	105-91	W	2/18/84	Hou	126-102	W	2/1/92	Phx	106-92	W	11/5/00	Phx	104-99	W
2/7/69	S.O.	119-130	L	1/23/76	Phx	124-115	W	3/7/84	Phx	123-110	W	3/3/92	Phx	112-107	W	11/18/00	Hou	89-94	L
3/9/69	Phx	146-133	W	2/21/76	Hou	110-108	L	12/11/84	Hou	120-112	W	4/18/92	Hou	100-97	W	3/11/01	Phx	94-92	W
3/11/69	S.O.	106-116	L	10/23/76	Hou	126-129	L	1/18/85	Phx	101-112	L	12/30/92	Phx	133-110	W	3/29/01	Hou	90-85	W
3/16/69	Tsc	124-141	L	12/8/76	Phx	116-95	W	1/22/85	Hou	109-112	L	1/5/93	Hou	106-104	W	11/4/01	Phx	100-103	L
10/16/69	Phx	116-114	W	2/24/77	Phx	106-109	L	2/12/85	Hou	114-126	L	12/25/93	Hou	104-131	L	11/26/01	Hou	97-91	W
10/25/69	S.O.	115-107	W	3/9/77	Hou	100-105	L	2/20/85	Phx	122-126	L	4/19/93	Phx	97-111	L	3/2/02	Phx	97-104	L
12/7/70	Phx	122-120	W	10/29/77	Hou	112-125	L	11/23/85	Phx	126-110	W	11/13/93	Hou	95-99	L	3/30/02	Hou	90-88	W
2/17/70	S.O.	105-103	W	12/10/77	Phx	110-93	W	12/3/85	Hou	112-118	L	12/25/93	Phx	111-91	W	11/15/02	Phx	88-87	W
2/20/70	Phx	126-117	W	12/17/77	Hou	101-97	W	3/18/86	Phx	109-112	L	2/10/94	Hou	89-106	L	1/25/03	Hou	96-102	L
3/20/70	Phx	127-104	W	1/25/78	Phx	118-96	W	4/4/86	Phx	89-112	L	3/27/94	Phx	113-98	W	2/28/03	Phx	89-107	L
3/22/70	S.O.	130-129	W	11/4/78	Hou	103-110	L	4/12/86	Hou	110-92	W	12/22/94	Hou	106-114	L	3/16/03	Phx	75-85	L
10/20/70	S.O.	114-115	L	11/24/78	Phx	120-113	W	12/16/86	Phx	109-117	L	2/5/95	Phx	100-124	L	1/14/03	Hou	85-90	L
10/25/70	Phx	117-98	W	1/20/79	Phx	116-97	W	12/16/86	Hou	106-102	W	3/7/95	Hou	113-102	W	12/20/03	Phx	102-87	W
11/28/70	Phx	116-117	L	3/17/79	Hou	122-134	L	1/13/87	Hou	100-118	L	3/24/95	Phx	97-99	L	2/27/04	Phx	99-79	W
12/6/70	Phx	108-102	W	12/13/79	Phx	121-113	W	3/18/87	Phx	91-113	L	11/5/95	Phx	104-106	L	3/15/04	Hou	99-97	W
12/17/70	S.O.	104-110	L	1/5/80	Hou	110-111	L	4/1/87	Phx	117-104	W	12/19/95	Hou	96-103	L	1/15/05	Hou	108-98	W
3/21/71	S.O.	114-132	L	11/8/80	Hou	116-115	W	11/25/87	Phx	103-109	L	4/16/96	Phx	111-100	W	3/11/05	Phx	107-127	L
10/16/71	Phx	128-108	W	11/30/80	Phx	117-114	W	1/9/88	Hou	98-104	L	4/21/96	Hou	110-118	L	4/3/05	Hou	91-78	W
11/28/71	Hou	116-110	W	1/21/81	Phx	92-89	W	1/13/88	Hou	107-106	W	11/21/96	Phx	95-110	L	4/9/05	Phx	97-98	L
12/17/71	Phx	110-111	L	1/25/81	Phx	100-106	L	2/2/88	Hou	99-109	L	11/21/96	Hou	105-115	L	11/22/05	Hou	100-88	W
12/29/71	Hou	124-106	L	2/6/81	Phx	112-99	W	4/24/88	Hou	119-127	L	3/22/97	Hou	104-99	W	2/16/06	Phx	100-75	W
11/10/72	Hou	115-109	W	11/25/81	Phx	128-114	W	11/29/88	Hou	124-107	W	4/21/97	Phx	109-96	W	2/27/06	Phx	111-94	W
12/28/72	Hou	110-113	L	12/15/81	Hou	95-99	L	12/2/88	Phx	110-115	W	11/16/97	Phx	96-94	W	11/29/06	Phx	102-91	W
2/3/73	Phx	132-123	W	2/5/82	Hou	104-106	L	4/13/89	Hou	119-111	W	3/7/98	Hou	89-108	L	1/27/07	Hou	100-81	W
2/17/73	Hou	111-127	L	9/2/84	L	42/89	L	10/11/82	L	97-86	L	3/22/07	Phx	103-82	W	3/22/07	Phx	103-82	W
2/21/73	Hou	111-125	L	3/16/82	Hou	114-109	W	12/12/89	Hou	83-105	L	4/16/98	Hou	123-99	W	4/16/07	Hou	117-102	L
1/9/74	Phx	105-101	L	11/9/82	Hou	119-91	W	12/15/89	Phx	121-96	W	11/17/07	Hou	115-105	L	4/21/07	Hou	115-105	L
2/14/74	Phx	107-99	W	12/10/82	Phx	97-83	W	2/9/90	Hou	130-105	W	3/14/99	Phx	104-90	L	11/28/07	Phx	94-100	L
3/1/74	Hou	111-117	L	2/4/83	Phx	115-99	W	3/10/90	Hou	104-112	L	3/20/99	Hou	93-103	L	3/22/08	Phx	122-113	W
11/9/74	Hou	101-96	W	3/12/83	Hou	105-94	W	12/22/90	Hou	102-122	L	4/25/99	Phx	95-71	W	4/11/08	Hou	90-101	L
11/30/74	Phx	112-100	W	3/17/83	Phx	125-99	W	11/1/91	Phx	114-110	W	12/11/99	Phx	128-122	W	11/12/08	Phx	62-94	L

*Overtime **Double Overtime # San Diego Rockets

Suns Players Career Statistics vs. Rockets

PLAYER	G-GS	MIN	FG-FGA	PCT	3FG-FGA	PCT	FT-FTA	PCT	OFF	DEF	TOT	AST	PF-DQ	STL	TO	BLK	PTS	AVG	HI
Anderson	19-3	505	99-233	.425	35-113	.310	38-43	.884	53	69	122	14	38-0	8	22	12	271	14.3	22
Ariza	16-9	495	71-150	.473	23-53	.434	36-50	.720	25	73	98	39	37-1	36	18	5	201	12.6	32
Bender	7-2	141	18-45	.400	7-21	.333	3-5	.600	7	29	36	9	17-0	6	6	6	46	6.6	14
Booker	10-10	347	68-178	.382	20-58	.345	51-56	.911	4	25	29	60	32-1	8	41	1	207	20.7	31
Canaan	3-1	80	16-39	.410	8-24	.333	1-1	.818	0	4	4	8	13-0	0	4	1	49	16.3	23
Chandler	40-35	1103	131-243	.539	0-1	.000	82-138	.594	120	274	394	31	103-3	19	57	40	344	8.6	21
Daniels	10-2	190	36-73	.493	29-61	.475	6-7	.857	5	12	17	5	20-0	2	7	1	107	10.7	23
Harrison	1-0	15	3-8	.375	0-2	.000	0-0	—	1	0	1	3	1-0	1	1	0	6	6.0	6
Holmes	3-0	28	4-7	.571	0-1	.000	1-4	.250	6	3	9	1	4-0	0	0	1	9	3.0	4
Jackson	3-1	86	19-48	.396	1-10	.100	6-8	.750	4	9	13	4	11-0	4	9	1	45	15.0	27
Warren	8-4	222	50-95	.526	6-16	.375	6-10	.600	7	22	29	7	16-0	9	9	2	112	14.0	24

Series Highlights & Top Performances

Phoenix has won 27 of the last 54 games in the series... Nov. 16, 2017, **Troy Daniels** tied a Suns franchise record for most three-pointers in a quarter with 18 second-quarter points on 6-of-6 three-pointers... In his first meeting against the Suns as a member of the Rockets on Nov. 2, 1996, **Charles Barkley** grabbed a series and arena-record 33 rebounds in the Rockets' 110-95 win... March 24, 1995 in Phoenix, Barkley, then with Phoenix, grabbed a Suns' series-best 26 boards... March 9, 1969 in Phoenix, **Gail Goodrich** scored a series-high 47 points in the Suns' 146-133 win... Feb. 5, 1982 in Houston, **Moses Malone** scored a Rockets' series-best 45 points in a 106-104 home win... Feb. 25, 1993 in Houston, **Hakeem Olajuwon** recorded a series-high nine blocks.

By The Numbers:

Suns vs. Houston 2017-2018: 0-4

11/16/17 at Phoenix: Rockets 142, Suns 116

1/12/18 at Phoenix: Rockets 112, Suns 95

1/28/18 at Houston: Rockets 113, Suns 102

3/30/18 at Houston: Rockets 104, Suns 103

All-Time Series Results:

Suns vs. Rockets at Phoenix: 65-40

Suns vs. Rockets at Houston: 42-64

Suns vs. Rockets overall: 107-103

Suns largest margin of victory: 34 (109-75, 2/16/06)

Suns high point total: 146 (3/9/69)

Suns low point total: 75 (3/16/03)

Rockets largest margin of victory: 31 (133-102, 2/11/17)

Rockets high point total: 142 (11/16/17)

Rockets low point total: 71 (4/25/99)

HOME

Suns last win: 4/15/12 (119-112)

Suns last loss: 1/12/18 (142-116)

Streaks: Lost nine

AWAY

Suns last win: 4/7/16 (124-115)

Suns last loss: 3/30/18 (104-103)

Streaks: Lost four

Indiana Pacers



125 South Pennsylvania St.
Indianapolis, IN 46204
(317) 917-2500
Fax: (317) 917-2599
www.pacers.com

2018-2019 vs. Suns:

November 27 at Phoenix
 January 15 at Indiana

2017-2018 Finish:

48-34 (.585)

Second in Central Division

Playoffs:

Lost to Cleveland 4-3

Owner, Chairman and CEO

Herbert Simon

President of Basketball Operations

Kevin Pritchard

General Manager

Chad Buchanan

Consultants, Basketball Operations

Larry Bird, Donnie Walsh

Head Coach

Nate McMillan

Assistant Coaches

Bill Bayno, Dan Burke,
 Popeye Jones, David McClure

Head Athletic Trainer

Josh Corbeil

Director of Media Relations

David Benner

Associate Director of Media Relations

Krissy Myers

Manager of Public Relations

Wes Kaminski

Home Court

Bankers Life Fieldhouse (17,923, built in 1999)

Team Colors

Blue, Gold

Radio

WIBC (1070 AM/93.5 FM) Mark Boyle, Bob Leonard

TV

FSN Indiana
 Quinn Buckner, Chris Denari, Jeremiah Johnson

2017-2018 Regular Season Stats – Suns vs. Pacers

PLAYER	G	GS	MIN	FG	FGA	PCT	3FG	F3GA	PCT	FT	FTA	PCT	OFF	DEF	TOT	AST	PF	DQ	STL	TO	BLK	PTS	AVG	HI
Jackson	2-1	56	14-27	.519	4-11	.364	9-11	.818	3	5	8	5	6-0	0	4	0	41	20.5	21					
Booker	2-2	59	10-32	.313	1-10	.100	13-13	1.000	2	9	11	11	5-0	0	5	0	34	17.0	19					
Daniels	2-0	45	10-19	.526	8-15	.533	4-4	1.000	0	0	0	1	3-0	1	2	0	32	16.0	19					
Len	1-0	19	6-7	.857	0-0	—	0-2	.000	4	6	10	3	0-0	0	1	1	12	12.0	12					
Warren	1-1	24	5-12	.417	0-1	.000	0-1	.000	1	1	2	0	4-0	1	1	1	10	10.0	10					
Canaan (PHO)	2-0	42	5-15	.333	3-9	.333	5-9	.556	1	4	5	6	3-0	0	5	0	18	9.0	13					
Monroe (PHO)	2-0	33	7-11	.636	0-0	—	2-3	.667	5	12	17	2	3-0	1	3	1	16	8.0	16					
Ulis	2-2	45	7-15	.467	1-5	.200	0-1	.000	0	1	1	5	5-0	2	0	0	15	7.5	10					
Chandler	2-2	36	4-6	.667	0-0	—	3-4	.750	6	8	14	0	5-0	0	4	0	11	5.5	9					
Peters	2-0	28	1-6	.167	1-6	.167	3-3	1.000	1	5	6	2	0-0	0	0	0	6	3.0	3					
Dudley	2-0	23	1-4	.250	0-3	.000	0-0	—	0	2	2	4	1-0	0	0	0	2	1.0	2					
House	1-0	12	0-3	.000	0-2	.000	1-2	.500	0	1	1	0	1-0	0	0	0	1	1.0	1					
Bender	2-2	53	0-10	.000	0-9	.000	0-0	—	1	8	9	3	5-0	0	3	0	0	0.0	0					
Reed	1-0	5	0-2	.000	0-1	.000	0-0	—	0	1	1	0	1-0	0	0	0	0	0.0	0					
SUNS	2	480	70-169	.414	18-72	.250	40-53	.755	24	63	87	42	42-0	5	29	3	198	99.0	101					

PLAYER	G	GS	MIN	FG	FGA	PCT	3FG	F3GA	PCT	FT	FTA	PCT	OFF	DEF	TOT	AST	PF	DQ	STL	TO	BLK	PTS	AVG	HI
Collison	1-1	27	8-14	.571	1-4	.250	2-2	1.000	2	1	3	2	0-0	1	1	0	19	19.0	19				19.0	19
Oladipo	2-2	54	12-22	.545	4-10	.400	10-11	.909	1	8	9	10	6-0	7	3	0	38	19.0	21				19.0	21
T. Young	2-2	56	14-20	.700	4-7	.571	0-0	—	1	6	7	2	4-0	3	0	0	32	16.0	22				16.0	22
Bogdanovic	2-2	53	10-19	.526	5-10	.500	6-8	.750	0	7	7	3	5-0	1	3	0	31	15.5	17				15.5	17
Joseph	2-0	64	10-20	.500	2-4	.500	2-2	1.000	0	4	4	14	3-0	1	1	0	24	12.0	16				12.0	16
Sabonis	2-2	48	10-17	.588	1-2	.500	2-4	.500	5	17	22	4	5-0	1	5	1	23	11.5	19				11.5	19
Jefferson	2-0	40	9-17	.529	0-0	—	2-2	1.000	2	7	9	3	7-1	2	0	0	20	10.0	10				10.0	10
Stephenson	2-0	42	5-12	.417	2-5	.400	4-8	.500	0	13	13	9	6-0	2	1	2	16	8.0	9				8.0	9
J. Young	2-1	51	7-14	.500	0-3	.000	2-2	1.000	0	3	3	3	3-0	2	3	0	16	8.0	10				8.0	10
Leaf	2-0	28	5-8	.625	1-1	1.000	0-0	—	0	3	3	1	4-0	0	1	0	11	5.5	9				5.5	9
Anigbogu	1-0	5	1-1	1.000	0-0	—	0-0	—	0	1	1	0	0-0	0	0	1	2	2.0	2				2.0	2
Poythress	2-0	8	2-4	.500	0-1	.000	0-0	—	0	0	0	0	1-0	0	0	0	4	2.0	4				2.0	4
Moore	1-0	3	0-0	—	0-0	—	0-0	—	0	0	0	1	2-0	0	0	0	0	0.0	0				0.0	0
PACERS	2	480	93-168	.554	20-47	.426	30-39	.769	11	70	81	52	46-1	20	18	4	236	118.0	120				118.0	120

Series Scores & Summary

Date	Site	Final	W/L	Date	Site	Final	W/L	Date	Site	Final	W/L	Date	Site	Final	W/L
11/11/76	Phx	108-98	W	2/7/85	Phx	105-97	W	1/23/96	Ind	102-117	L	12/4/07	Ind	121-117	W
11/30/76	Ind	97-103	L	2/17/85	Ind	115-97	W	3/5/96	Phx	108-95	W	1/9/08*	Phx	129-122	W
1/21/77	Phx	125-96	W	11/8/85	Ind	105-127	L	12/8/96	Phx	106-93	W	11/5/08	Ind	113-103	W
2/16/77	Ind	93-111	L	1/1/86	Phx	128-99	W	1/3/97	Ind	104-117	L	1/7/09	Phx	110-113	L
11/13/77	Phx	116-107	W	1/24/87	Ind	104-103	W	12/7/97*	Phx	97-99	L	1/13/10	Ind	114-122	L
11/25/77	Ind	118-110	W	2/11/87	Phx	105-121	L	1/6/98	Ind	81-80	W	3/6/10	Phx	113-105	W
2/18/78	Phx	114-101	W	1/24/88	Ind	109-128	L	1/25/00	Ind	87-93	L	12/3/10	Phx	105-97	W
3/21/78	Ind	115-119	L	2/12/88	Phx	102-107	L	3/2/00	Phx	118-87	W	2/27/11*	Ind	110-108	W
11/22/78	Ind	115-110	W	11/16/88	Phx	123-104	W	1/11/01	Phx	93-85	W	3/23/12	Ind	113-111	W
1/13/79	Phx	99-102	L	3/10/89	Ind	116-121	L	4/3/01	Ind	81-85	L	12/28/12	Ind	91-97	L
2/28/79	Phx	103-102	W	12/20/89*	Phx	130-131	L	2/28/02*	Phx	107-100	W	3/30/13	Phx	104-112	L
3/11/79	Ind	111-112	L	3/9/90	Ind	134-130	W	4/5/02	Ind	87-97	L	1/22/14	Phx	124-100	W
11/14/79	Phx	104-100	W	12/5/90	Ind	121-126	L	12/6/02	Phx	102-96	W	1/30/14	Ind	102-94	W
2/24/80	Ind	113-105	W	3/18/91	Phx	111-103	W	3/30/03	Ind	81-92	L	11/22/14	Ind	106-83	W
11/4/80	Phx	109-108	W	11/5/91	Phx	105-111	L	12/1/03	Phx	82-89	L	12/2/14	Phx	116-99	W
12/10/80	Ind	90-102	L	12/4/91	Ind	114-108	W	1/28/04	Ind	79-101	L	1/12/16	Ind	97-116	L
11/12/81	Phx	95-93	W	3/21/93	Phx	108-109	L	1/9/05	Phx	124-89	W	1/19/16	Phx	94-97	L
1/5/82	Ind	82-87	L	4/4/93	Ind	110-100	W	1/14/05	Ind	83-101	L	11/18/16	Ind	116-96	W
1/7/83	Ind	108-101	W	12/20/93	Phx	102-94	W	11/30/05	Phx	109-91	W	12/7/16	Phx	94-109	L
1/21/83	Phx	117-118	L	3/16/94	Ind	98-109	L	3/30/06	Ind	114-104	W	1/14/18	Phx	97-120	L
1/6/84	Ind	88-104	L	1/26/95	Ind	92-86	W	2/27/07	Ind	103-92	W	1/24/18	Ind	101-116	L
3/9/84	Phx	130-110	W	3/10/95	Phx	97-112	L	3/2/07	Phx	115-90	W				*Overtime

Suns Players Career Statistics vs. Pacers

PLAYER	G-GS	MIN	FG-FGA	PCT	3FG-FGA	PCT	FT-FTA	PCT	OFF	DEF	TOT	AST	PF-DQ	STL	TO	BLK	PTS	AVG	HI
Anderson	21-9	515	73-171	.427	46-100	.460	39-46	.848	33	66	99	12	39-2	13	20	13	231	11.0	27
Ariza	32-19	849	97-247	.393	34-103	.330	54-71	.761	31	124	155	50	61-1	42	45	12	282	8.8	24
Bender	3-2	64	0-10	.000	0-9	.000	0-0	—	1	11	12	3	5-0	1	5	0	0	0.0	0
Booker	6-6	181	35-84	.417	11-34	.324	30-32	.938	4	13	17	23	21-0	2	18	1	111	18.5	32
Canaan	9-3	184	26-65	.400	17-45	.378	14-20	.700	3	12	15	12	9-0	6	11	2	83	9.2	24
Chandler	39-29	967	97-183	.530	0-0	—	78-116	.672	118	187	305	30	114-1	24	42	42	272	7.0	19
Daniels	9-0	107	23-54	.426	15-36	.417	5-6	.833	0	2	2	7	6-0	4	3	0	66	7.3	19
Holmes	5-2	127	20-42	.476	2-10	.200	7-12	.583	12	29	41	3	11-0	6	2	4	49	9.8	17
Jackson	2-1	56	14-27	.519	4-11	.364	9-11	.818	3	5	8	5	6-0	0	4	0	41	20.5	21
Reed	1-0	5	0-2	.000	0-1	.000	0-0	—	0	1	1	0	1-0	0	0	0	0	0.0	0
Warren	6-2	75	11-31	.355	2-4	.500	1-3	.333	6	1	7	4	6-0	2	4	1	25	4.2	10

Series Highlights & Top Performances

Phoenix has won 17 of the last 27 contests overall... Jan. 14, 2018, **Tyson Chandler** became the 40th player in NBA history to reach 10,000 career rebounds, just the second player to do so in a Suns uniform, joining Charles Barkley, who did so vs. Vancouver on Feb. 19, 1996... Jan. 19, 2016, **Devin Booker** scored a then career-high 32 points to become the third-youngest player in NBA history (LeBron James, Kevin Durant) to record his first 30-point game at 19 years, 81 days old, and he also became the youngest to make at least six three-pointers in a game... On Jan. 9, 2005, the Suns recorded the largest margin of victory in the series with a 124-89 win at Phoenix... Feb. 11, 1987 in Phoenix, Pacer **Chuck Person** (the older brother of former Suns guard **Wesley Person**) rifled in a series-best 42 points... Jan. 26, 1995 in Indiana, **Charles Barkley** grabbed 19 rebounds and matched Suns forward **Garfield Heard's** series-high set Nov. 30, 1976... Pacers **Dan Roundfield** (March 21, 1978) and **Dale Davis** (March 21, 1993) share Indiana's series-high with 17 rebounds.

By The Numbers:

Suns vs. Indiana 2017-2018: 0-2

1/14/18 at Phoenix: Pacers 120, Suns 97

1/24/18 at Indiana: Pacers 116, Suns 101

All-Time Series Results:

Suns vs. Pacers at Phoenix: 28-15

Suns vs. Pacers at Indiana: 20-24

Suns vs. Pacers overall: 48-39

Suns largest margin of victory: 35 (124-89, 1/9/05)

Suns high point total: 134 (3/9/90)

Suns low point total: 79 (1/28/04)

Pacers largest margin of victory: 23 (120-97, 1/14/18)

Pacers high point total: 131 (12/20/89*)

Pacers low point total: 80 (1/6/98)

	HOME	AWAY
Suns last win:	12/2/14 (116-99)	11/18/16 (116-96)
Suns last loss:	1/14/18 (120-97)	1/24/18 (116-101)
Streaks:	Lost three	Lost one

Los Angeles Clippers



6951 S. Centinela Ave.
Playa Vista, CA 90094
(310) 862-6000
Fax: (310) 862-6029
www.clippers.com

2018-2019 vs. Suns:

November 28 at Los Angeles
December 10 at Phoenix
January 4 at Phoenix
February 13 at Los Angeles

2017-2018 Finish:

42-40 (.512)

Second in Pacific Division

Playoffs:

Did not qualify

Owner	Steve Ballmer
President of Basketball Operations	Lawrence Frank
Head Coach	Glenn "Doc" Rivers
General Manager	Michael Winger
Assistant General Managers	Trent Redden, Mark Hughes
Assistant Coaches	Rex Kalamian, Sam Cassell, Brendan O'Connor, Armond Hill, Casey Hill, John Welch
Head Athletic Trainer	Jasen Powell
Chief Communications Officer	Chris Wallace
Director of Basketball Communications	Dennis Rogers
Basketball Communications Coordinator	Brandon Ehrlich
Home Court	STAPLES Center (19,060 built in 1999)
Team Colors	Red, White, Blue, Black
Radio	KLAC (570 AM) Brian Sieman
TV	Prime Ticket (Cable) Ralph Lawler, TBD

2017-2018 Regular Season Stats – Suns vs. Clippers

PLAYER	G-GS	MIN	FG-FGA	PCT	3FG-FGA	PCT	FT-FTA	PCT	OFF	DEF	TOT	AST	PF-DQ	STL	TO	BLK	PTS	AVG	HI
Booker	2-2	69	12-34	.353	2-13	.154	14-17	.824	2	3	5	6	4-0	0	6	0	40	20.0	27
Warren	3-3	89	24-54	.444	1-3	.333	9-10	.900	7	14	21	7	11-1	3	4	1	58	19.3	27
Jackson	4-3	117	27-63	.429	5-14	.357	7-13	.538	5	10	15	9	20-2	6	8	4	66	16.5	19
Payton (TOT)	2-2	60	10-24	.417	2-6	.333	1-4	.250	3	5	8	10	3-0	3	2	0	23	11.5	13
Payton (PHO)	1-1	29	5-11	.455	0-2	.000	0-0	—	1	3	4	6	2-0	3	1	0	10	10.0	10
Daniels	4-1	88	14-32	.438	11-26	.423	5-6	.833	1	9	10	2	10-0	2	3	1	44	11.0	17
Len	3-1	66	12-19	.632	0-0	—	9-18	.500	10	23	33	5	7-0	2	3	2	33	11.0	15
Canaan (PHO)	1-0	22	2-12	.167	1-6	.167	5-5	1.000	0	2	2	3	2-0	1	2	0	10	10.0	10
Ulis	3-2	63	10-25	.400	3-11	.273	4-4	1.000	1	2	3	5	3-0	0	4	0	27	9.0	23
Harrison	2-0	44	6-12	.500	0-2	.000	5-6	.833	0	5	5	6	3-0	8	0	1	17	8.5	17
Chriss	4-2	84	11-30	.367	4-15	.267	6-10	.600	7	18	25	3	14-0	6	7	1	32	8.0	13
James	2-0	36	5-16	.313	0-5	.000	4-5	.800	0	5	5	10	4-0	1	2	0	14	7.0	10
Reed	1-0	14	2-4	.500	1-1	1.000	0-2	.000	0	3	3	1	0-0	1	0	1	5	5.0	5
Bender	4-2	90	6-20	.300	3-13	.231	1-2	.500	1	9	10	6	5-0	1	6	2	16	4.0	8
Bledsoe	1-1	24	1-4	.250	0-2	.000	2-2	1.000	0	1	1	4	1-0	0	4	0	4	4.0	4
Chandler	2-2	46	3-4	.750	0-0	—	1-2	.500	4	16	20	1	2-0	0	1	0	7	3.5	6
House	2-0	11	2-4	.500	1-3	.333	2-2	1.000	0	1	1	1	1-0	0	0	0	7	3.5	7
Peters	2-0	18	2-7	.286	1-6	.167	0-0	—	1	0	1	1	3-0	0	0	1	5	2.5	5
Jones	1-0	6	0-1	.000	0-1	.000	0-0	—	0	0	0	0	0-0	0	0	1	2	2.0	2
Williams	1-0	19	1-5	.200	0-0	—	0-0	—	2	3	5	2	3-0	1	2	0	2	2.0	2
Dudley	3-0	24	0-2	.000	0-1	.000	0-0	—	1	3	4	3	2-0	0	0	0	0	0.0	0
SUNS	4	960	145-359	.404	33-124	.266	76-106	.717	43	130	173	80	97-3	36	56	15	399	99.8	117
PLAYER	G-GS	MIN	FG-FGA	PCT	3FG-FGA	PCT	FT-FTA	PCT	OFF	DEF	TOT	AST	PF-DQ	STL	TO	BLK	PTS	AVG	HI
Griffin	1-1	28	7-13	.538	3-5	.600	12-14	.857	1	7	8	4	2-0	1	3	1	29	29.0	29
Harris (TOT)	3-3	93	28-45	.622	12-19	.632	9-11	.818	1	20	21	8	5-0	1	2	2	77	25.7	30
Harris (LAC)	2-2	66	20-31	.645	10-13	.769	7-8	.875	1	13	14	7	4-0	1	2	2	57	28.5	30
L. Williams	4-0	112	30-63	.476	7-19	.368	17-21	.810	2	7	9	15	7-0	1	15	0	84	21.0	35
Bradley (TOT)	1-1	28	9-12	.750	2-3	.667	0-0	—	0	0	0	1	3-0	2	1	0	20	20.0	20
Bradley	4-3	131	23-46	.500	7-20	.350	8-15	.533	1	8	9	24	11-0	4	10	1	61	15.3	21
Beverly	1-1	26	6-8	.750	2-2	1.000	1-2	.500	0	2	2	2	4-0	5	2	0	15	15.0	15
Wallace	2-2	71	11-26	.423	1-3	.333	4-6	.667	2	13	15	5	7-0	3	4	2	27	13.5	15
Gallinari	1-1	30	4-14	.286	3-8	.375	1-1	1.000	1	7	8	1	2-0	0	2	0	12	12.0	12
Wilson	1-1	28	4-7	.571	3-6	.500	0-0	—	0	4	4	0	2-0	0	0	2	11	11.0	11
Jordan	4-4	112	16-25	.640	0-0	—	10-16	.625	10	51	61	7	11-0	1	2	3	42	10.5	13
C. Williams	2-1	45	6-14	.429	2-7	.286	7-8	.875	0	2	2	1	7-0	0	2	1	21	10.5	12
Reed	2-0	29	10-13	.769	0-0	—	0-0	—	5	3	8	1	5-0	2	0	2	20	10.0	12
Harrell	4-0	65	16-24	.667	0-1	.000	5-10	.500	6	13	19	6	6-0	6	2	3	37	9.3	12
B. Johnson	1-0	6	2-2	1.000	0-0	—	2-2	1.000	0	4	4	1	3-0	0	1	0	6	6.0	6
Teodisio	3-2	55	5-14	.357	4-10	.400	0-0	—	3	7	10	12	7-0	0	7	0	14	4.7	6
Dekker	4-0	52	8-17	.471	1-5	.200	0-0	—	3	12	15	3	4-0	0	1	2	17	4.3	7
Thornwell	4-0	31	6-11	.545	0-1	.000	3-4	.750	3	2	5	3	3-0	2	1	1	15	3.8	8
Evans	1-0	13	1-4	.250	0-0	—	1-2	.500	0	2	2	1	2-0	0	1	0	3	3.0	3
W. Johnson	3-2	56	2-9	.222	1-5	.200	1-2	.500	0	7	7	3	7-0	5	2	0	6	2.0	3
Marjanovic (TOT)	2-0	8	1-3	.333	0-0	—	2-4	.500	1	2	3	1	6-0	0	3	0	4	2.0	4
Marjanovic (LAC)	1-0	3	0-1	.000	0-0	—	0-0	—	0	2	2	1	2-0	0	1	0	0	0.0	0
CLIPPERS	4	960	177-342	.518	44-105	.419	79-111	.712	38	166	204	97	94-0	25	60	18	477	119.3	130

Series Scores & Summary

Date	Site	Final	Final	Date	Site	Final	Final	Date	Site	Final	Final	Date	Site	Final	Final	Date	Site	Final	Final
11/24/70	Phx	110-102	W	11/7/79	Phx	102-114	L	12/14/85	L.A.	114-92	W	2/22/92	Phx	130-112	W	11/25/00	L.A.	95-89	W
11/24/70	Phx	110-102	W	11/7/79	Phx	102-114	L	12/14/85	L.A.	114-92	W	2/22/92	Phx	130-112	W	11/25/00	L.A.	95-89	W
12/5/71	Phx	114-92	W	12/10/80	S.D.	102-117	L	12/14/85	L.A.	114-92	W	2/22/92	Phx	130-112	W	11/25/00	L.A.	95-89	W
2/4/71	Buf	108-97	W	12/10/80	S.D.	102-117	L	12/14/85	L.A.	114-92	W	2/22/92	Phx	130-112	W	11/25/00	L.A.	95-89	W
11/3/71	Buf	108-98	W	3/5/80	S.D.	109-120	L	3/28/86	Phx	96-107	L	2/23/93	L.A.	108-112	L	11/30/01	L.A.	102-111	L
12/30/71	Phx	123-102	W	3/30/80	S.D.	122-104	W	4/13/86	Phx	118-99	W	2/10/93	Phx	122-100	W	12/18/01	Phx	92-86	L
1/7/72	Phx	123-102	W	10/18/80	S.D.	102-117	L	11/17/86	L.A.	111-117	L	4/12/93	L.A.	104-111	L	3/23/02	L.A.	97-94	W
3/5/72	Phx	131-103	W	10/29/80	S.D.	105-89	W	12/6/86	L.A.	109-107	W	11/9/93	L.A.	114-99	W	3/29/02	Phx	94-96	L
12/5/72	Buf	97-108	L	11/11/80	S.D.	109-107	W	1/17/87	Phx	132-101	W	12/18/93	Phx	116-109	W	12/20/02	L.A.	87-76	W
2/4/73	Phx	124-107	W	2/10/81	S.D.	102-93	W	3/27/87	Phx	130-117	W	2/1/94	Phx	108-106	W	12/27/02	Phx	108-95	W
2/23/73	Buf	125-106	W	2/25/81	Phx	107-94	W	4/4/87	L.A.	126-125	W	2/1/94	L.A.	104-111	W	12/31/02	Phx	99-94	W
3/2/73	Phx	134-124	W	3/27/81	Phx	124-100	W	4/8/87	Phx	121-106	W	4/22/94	Phx	127-121	W	2/11/03	Phx	106-107	L
11/20/73	Phx	100-127	L	12/1/81	Phx	117-94	W	11/20/87	Phx	96-112	L	11/23/94	L.A.	108-101	W	12/13/03	L.A.	91-106	L
12/29/73	Phx	108-120	L	12/8/81	S.D.	110-121	L	12/6/87	L.A.	97-96	W	11/23/94	L.A.	104-109	W	12/29/03	Phx	113-105	W
3/12/74	Buf	94-124	L	1/16/82	Phx	106-87	L	11/12/88	L.A.	121-102	W	4/14/95	L.A.	134-108	W	3/6/04	Phx	98-110	L
3/22/74	Phx	126-119	W	12/27/82	S.D.	92-99	L	2/9/88	Phx	105-100	W	2/24/95	Phx	118-106	W	4/13/04	Phx	96-98	L
11/23/74	Buf	104-117	L	3/31/82	Phx	127-106	W	12/10/88	L.A.	95-101	L	2/28/95	L.A.	99-110	L	11/21/04	L.A.	122-111	W
12/27/74	Phx	92-108	L	4/13/82	S.D.	105-94	W	3/27/88	Phx	107-99	W	11/13/95	L.A.	106-112	L	1/8/05	L.A.	108-91	W
2/12/75	Phx	108-96	W	10/29/82	S.D.	113-99	W	11/12/88	L.A.	127-138	L	1/5/96	L.A.	89-94	L	2/21/05	Phx	118-101	W
2/18/75	Tor	109-124	L	12/4/82	Phx	103-113	L	12/3/88	Phx	114-106	W	1/9/96	Phx	105-105	L	4/15/05	Phx	98-91	W
11/8/75	Buf	105-110	L	1/15/83	Phx	114-101	W	2/9/89	Phx	120-113	W	3/24/96	Phx	103-92	W	12/10/05	L.A.	91-101	L
11/26/75	Phx	107-106	W	2/10/83	S.D.	100-101	L	3/4/89	Phx	133-91	W	12/16/97	Phx	121-122	L	1/18/06	L.A.	112-102	W
1/15/76	Phx	119-126	W	4/13/83	S.D.	113-101	W	3/25/89	Phx	123-103	W	2/14/97	Phx	110-93	W	3/15/06	Phx	126-95	W
12/6/76	Buf	103-112	L	4/17/83	Phx	110-101	W	4/8/89	Phx	115-97	W	3/13/97	L.A.	112-96	W	4/5/06	Phx	105-119	L
12/14/76	Buf	99-108	L	12/10/83	Phx	109-93	W	12/18/89	Phx	111-90	W	3/18/97	Phx	111-121	L	11/1/06	Phx	112-104	W
12/23/76	Phx	107-92	W	12/13/83	S.D.	121-115	W	12/23/89	Phx	104-100	W	10/31/97	Phx	110-100	W	11/4/06	L.A.	108-114	L
2/22/77	Phx	114-115	W	1/17/84	Phx	129-104	W	2/13/90	L.A.	118-96	W	11/8/97	Ana	123-105	W	2/26/07	L.A.	115-90	W
2/22/77	Phx	102-107	L	1/25/84	S.D.	101-119	L	4/7/90	L.A.	115-108	L	2/27/98	L.A.	104-99	W	4/7/07	Phx	89-103	L
12/14/77	Phx	113-103	W	2/28/84	S.D.	95-102	L	11/14/90	L.A.	102-108	L	3/9/98	Phx	134-105	W	11/23/07	Phx	113-94	W
1/7/78	Phx	107-97	W	3/27/84	Phx	116-109	W	11/16/90	Phx	121-110	W	2/5/99	Phx	110-92	W	12/27/07	Phx	108-88	W
2/21/78	Phx	114-111	W	10/30/84	Phx	99-96	W	2/20/91	L.A.	113-93	W	2/13/99	Phx	107-104	W	12/28/07	Phx	94-88	W
3/23/78	Phx	112-104	W	11/25/84	Phx	109-114	L	3/25/91	L.A.	94-106	L	4/6/99	L.A.	88-83	L	9/9/07	L.A.	90-97	L
10/15/78	Phx	128-114	W	12/30/84	L.A.	117-109	W	4/17/91	Phx	105-100	W	11/30/99	L.A.	94-80	W	12/10/09	Phx	106-98	W
12/17/78	S.D.	110-116	L	1/11/85	Phx	84-98	L	11/6/91	L.A.	87-111	L	2/2/00	Phx	114-68	W	1/11/09	Phx	109-103	W
4/6/79	Phx	118-117	W	3/26/85	L.A.	110-116	L	11/22/91	Phx	105-97	W	4/11/00	L.A.	95-88	W	2/17/09	Phx	140-100	W
4/7/79	S.D.	116-120	L	3/30/85	Phx	114-123	L	2/14/92	L.A.	97-104	L	4/14/00	Phx	112-88	W	2/18/09	L.A.	142-119	W

*Overtime

*Buffalo Braves

*San Diego Clippers

*Overtime # Buffalo Braves % San Diego Clippers

Suns Players Career Statistics vs. Clippers

PLAYER	G-GS	MIN	FG-FGA	PCT	3FG-FGA	PCT	FT-FTA	PCT	OFF	DEF	TOT	AST	PF-DQ	STL	TO	BLK	PTS	AVG	HI
Anderson	20-12	537	84-238	.353	40-125	.320	45-49	.918	46	71	117	16	49-0	8	15	4	253	12.7	24
Ariza	36-27	1127	139-347	.401	50-158	.316	56-83	.675	28	136	164	102	83-0	40	56	16	384	10.7	19
Bender	7-2	115	8-28	.286	4-16	.250	1-2	.500	4	14	18	10	8-0	2	7	2	21	3.0	8
Booker	8-7	228	42-114	.368	11-36	.306	28-36	.778	4	11	15	28	26-2	4	19	2	123	15.4	33
Canaan	8-2	137	14-49	.286	10-35	.286	17-22	.773	2	15	17	11	21-0	2	9	0	55	6.9	14
Chandler	33-30	920	112-179	.626	0-0	—	83-124	.669	100	189	289	18	97-3	18	42	27	307	9.3	21
Daniels	9-1	146	22-58	.379	18-49	.367	6-8	.750	1	13	14	3	20-1	3	5	1	68	7.6	17
Harrison	2-0	44	6-12	.500	0-2	.000	5-6	.833	0	5	5	6	3-0	8	0	1	17	8.5	17
Holmes	3-0	62	22-31	.710	3-5	.600	3-5	.600	3	13	14	0	7-0	1	1	1	50	16.7	24
Jackson	4-3	117	27-63	.429	5-14	.357	7-13	.538	5	10	15	9	20-2	6	8	4	66	16.5	19
Reed	1-0	14	2-4	.500	1-1	1.000	0-2	.000	0	3	3	1	0-0	1	0	1	5	5.0	5
Warren	11-8	318	68-143	.476	2-8	.250	20-29	.690	27	28	55	17	32-1	9	14	4	158	14.4	27

Series Highlights & Top Performances

The Suns have won 47 of the last 83 meetings, including 13 of the last 22 meetings at Talking Stick Resort Arena... In **Alvin Gentry's** debut as the Suns head coach on Feb. 17, 2009, Phoenix tied an arena record with 81 points in the first half of a 140-100 win at US Airways Center, the largest margin of victory following a coaching change in NBA history... Feb. 2, 2000, Phoenix held the Clippers to 68 points, the second-lowest total at home and fourth-lowest overall by a Suns opponent... That game was a 114-68 win, which was then the Suns' largest margin of victory (46 points) at home... Nov. 12, 1988 in L.A., **Eddie Johnson** scored a Suns series-high 45, including team records of 43 second-half and 23 fourth quarter points... Jan. 19, 1980 in Phoenix, Clipper **Freeman Williams** scored a series-high 51 points... Nov. 7, 1992, **Charles Barkley** grabbed a series-high 21 boards and added 37 points in the first-ever game at Talking Stick Resort Arena, a 111-105 Suns win... Nov. 9, 1993 in Los Angeles, **Dan Majerte** nailed a then club-record eight treys in a 114-99 win.

By The Numbers:

Suns vs. Clippers 2017-2018: 0-4

10/21/17 at L.A.: Clippers 130, Suns 88

12/20/17 at L.A.: Clippers 108, Suns 95

2/23/18 at Phoenix: Clippers 128, Suns 117

3/28/18 at Phoenix: Clippers 111, Suns 99

Suns largest margin of victory: 46 (114-68, 2/2/00)

Suns high point total: 142 (2/18/09)

Suns low point total: 77 (12/23/12)

Clippers largest margin of victory: 42 (130-88, 10/21/17)

Clippers high point total: 138 (11/12/88*)

Clippers low point total: 68 (2/2/00)

All-Time Series Results:

Suns vs. Clippers at Phoenix: 77-30

Suns vs. Clippers on road: 53-56

Suns vs. Clippers overall: 130-86

HOME

Suns last win: 4/13/16 (114-105)

Suns last loss: 3/28/18 (111-99)

Streaks: Lost four

AWAY

Suns last win: 12/30/13 (107-88)

Suns last loss: 12/20/17 (108-95)

Streaks: Lost 11

Los Angeles Lakers



2275 E. Mariposa Ave.
El Segundo, CA 90245
(310) 426-6000
Fax: (310) 426-6105
www.lakers.com

2018-2019 vs. Suns:

October 24 at Phoenix
December 2 at Los Angeles
January 27 at Los Angeles
March 2 at Phoenix

2017-2018 Finish:

35-47 (.427)

Third in Pacific Division

Playoffs:

Did not qualify

CEO & Controlling Owner

Jeanie Buss

President, Basketball Operations

Earvin "Magic" Johnson

General Manager

Rob Pelinka

Head Coach

Luke Walton

Associate Head Coach

Brian Shaw

Assistant Coaches

Jesse Mermuys, Brian Keefe,
Mark Madsen, Miles Simon

Head Athletic Trainer

Marco Nunez

Director, Media Relations

Alison Bogli

Senior Manager, Media Relations

Ta'Nisha Cooper

Manager, Media Relations

Will Patterson

Coordinator, Media Relations

T.C. Greene

Assistant, Media Relations

Matt Fleer

Home Court

STAPLES Center (18,997, built in 1999)

Team Colors

Purple and Gold

Radio

ESPNLA Radio (710 AM) John Ireland, Mychal Thompson
ESPN Deportes (1330 AM Spanish) Fernando Gonzalez, Pepe Mantilla

TV

Spectrum SportsNet, Bill Macdonald, Stu Lantz

2017-2018 Regular Season Stats - Suns vs. Lakers

PLAYER	G-GS	MIN	FG-FGA	PCT	3FG-FGA	PCT	FT-FTA	PCT	OFF	DEF	TOT	AST	PF-DQ	STL	TO	BLK	PTS	AVG	HI
Booker	3-3	111	36-73	.493	14-31	.452	8-14	.571	1	16	17	15	10-0	2	13	0	94	31.3	36
Bledsoe	1-1	30	10-18	.556	3-5	.600	5-8	.625	1	1	2	2	3-0	2	1	1	28	28.0	28
Warren	4-4	150	33-75	.440	1-5	.200	17-26	.654	8	21	29	14	10-0	8	4	1	84	21.0	24
Chandler	3-3	82	12-15	.800	0-0	—	4-8	.500	12	25	37	6	7-0	0	2	1	28	9.3	13
Bender	4-1	102	12-27	.444	7-14	.500	5-8	.625	5	18	23	6	8-0	1	5	3	36	9.0	15
James	3-0	59	9-27	.333	2-11	.182	7-7	1.000	0	2	2	10	3-0	1	3	1	27	9.0	13
Jackson	4-2	96	14-41	.341	3-13	.231	4-10	.400	3	14	17	2	11-0	6	8	3	35	8.8	16
Ulis	3-3	86	11-31	.355	2-10	.200	1-2	.500	0	8	8	16	3-0	4	9	0	25	8.3	15
Gray	1-0	17	3-7	.429	2-3	.667	0-0	—	1	1	2	2	2-0	0	2	0	8	8.0	8
Len	4-0	75	8-20	.400	0-0	—	8-10	.800	12	21	33	4	10-0	1	5	4	24	6.0	17
Monroe (PHO)	1-1	16	3-6	.500	0-0	—	0-0	—	1	0	1	1	2-0	1	2	0	6	6.0	6
Daniels	4-0	52	7-21	.333	5-16	.313	3-3	1.000	0	2	2	0	6-0	1	1	0	22	5.5	10
Chriss	4-2	83	8-23	.348	3-8	.375	2-4	.500	2	20	22	6	7-0	1	3	8	21	5.3	10
Peters	1-0	1	0-0	—	0-0	—	0-0	—	0	1	1	0	0-0	0	0	0	0	0.0	0
Reed	1-0	1	0-0	—	0-0	—	0-0	—	0	0	0	0	0-0	0	0	0	0	0.0	0
SUNS	4	960	166-384	.432	42-116	.362	64-100	.640	46	150	196	84	82-0	28	61	22	438	109.5	130

PLAYER	G-GS	MIN	FG-FGA	PCT	3FG-FGA	PCT	FT-FTA	PCT	OFF	DEF	TOT	AST	PF	DQ	STL	TO	BLK	PTS	AVG	HIG
Ingram	4-4	138	27-52	.519	5-7	.714	15-21	.714	4	13	17	12	17-1	1	9	6	74	18.5	26	
Kuzma	4-2	128	27-57	.474	8-22	.364	10-12	.833	2	21	23	5	4-0	1	4	0	72	18.0	30	
Lopez	4-4	115	24-39	.615	9-21	.429	8-11	.727	6	29	35	6	12-0	1	9	6	65	16.3	19	
Ball	3-3	103	18-44	.409	5-14	.357	1-4	.250	4	18	22	20	8-0	8	11	2	42	14.0	29	
Clarkson	4-0	87	22-48	.458	5-17	.294	4-5	.800	0	11	11	11	8-0	2	5	0	53	13.3	25	
Randle	4-1	75	20-36	.556	2-3	.667	8-13	.615	4	17	21	8	5-0	0	9	3	50	12.5	21	
Caldwell-Pope	3-3	98	10-33	.303	6-17	.353	7-10	.700	3	17	20	7	9-0	6	9	1	33	11.0	15	
Nance	2-1	39	7-15	.467	0-1	.000	6-6	1.000	7	9	16	1	5-0	3	4	2	20	10.0	14	
Hart	2-1	33	5-7	.714	3-4	.750	2-2	1.000	2	9	11	3	4-0	1	1	1	15	7.5	15	
Brewer	4-1	73	10-20	.500	1-3	.333	6-8	.750	3	6	9	4	11-0	5	1	1	27	6.8	13	
Payton (TOT)	1-1	9	2-5	.400	1-2	.500	0-0	—	1	1	2	3	4-0	0	0	0	5	5.0	5	
Caruso	2-0	21	0-2	.000	0-1	.000	4-4	1.000	0	2	2	3	3-0	0	1	0	4	2.0	4	
Ennis	3-0	9	1-3	.333	0-0	—	0-0	—	0	1	1	0	2-0	0	0	0	2	0.7	2	
Blue	2-0	11	0-1	.000	0-0	—	0-0	—	0	0	0	1	1-0	0	1	0	0	0.0	0	
Bogut	3-0	30	0-2	.000	0-0	—	0-0	—	0	12	12	3	3-0	0	3	3	0	0.0	0	
Zubac	1-0	1	0-1	.000	0-0	—	0-0	—	0	0	0	0	0-0	0	0	1	0	0.0	0	
LAKERS	4	960	171-360	.475	44-110	.400	71-96	.740	35	165	200	84	92-1	28	67	26	457	114.3	132	

Series Scores & Summary

Date	Site	Final	A	Date	Site	Final	A	Date	Site	Final	A	Date	Site	Final	A	Date	Site	Final	A
2/15/68	Phx	109-127	L	12/8/74	LA	102-107	L	11/16/82	Phx	113-105	W	3/28/89	Phx	127-104	W	4/10/98	LA	114-105	W
12/15/68	LA	108-122	L	12/21/74	Phx	114-104	W	12/16/82	LA	109-111	L	11/7/89	LA	107-111	L	3/1/99	Phx	91-97	L
12/26/68	Phx	98-119	L	1/5/75	Phx	105-101	W	12/18/82	Phx	126-100	W	12/7/89	LA	95-100	L	3/2/99	LA	95-100	L
2/8/69	LA	104-122	L	3/30/75	LA	90-104	L	3/16/83	LA	95-104	L	1/9/90	Phx	121-118	W	3/24/99	LA	106-101	W
2/9/69	LA	116-134	L	4/2/75	Phx	108-106	W	4/7/83	Phx	108-117	L	4/16/90	Phx	99-103	L	4/2/99	Phx	90-91	L
11/29/69	Phx	114-117	W	11/1/75	LA	107-114	L	11/1/83	Phx	107-105	W	11/2/90	LA	112-111	W	11/15/99	Phx	92-91	L
11/17/69	LA	116-108	W	12/23/75	Phx	116-108	W	11/11/83	LA	109-119	L	12/15/90	Phx	89-103	L	12/28/99	Phx	87-103	L
1/14/69	LA	112-127	L	1/28/76	LA	118-121	L	12/15/83	Phx	114-104	W	2/2/91	Phx	99-95	W	3/24/00	LA	101-109	L
11/15/69	Phx	114-111	W	3/20/76	Phx	106-93	W	1/19/84	Phx	138-123	W	4/4/91	Phx	98-102	L	4/4/00	Phx	83-84	L
11/9/69	Phx	119-149	W	3/28/76	Phx	107-114	L	1/10/84	LA	107-105	W	11/25/90	LA	112-111	W	11/25/99	LA	112-116	W
1/4/70	LA	112-120	L	4/8/76	Phx	113-98	L	3/31/84	Phx	97-119	L	11/8/91	Phx	113-85	W	7/20/01	LA	83-85	L
1/25/70	LA	106-118	L	12/17/76	LA	105-118	L	4/15/84	LA	123-114	W	11/19/91	LA	95-103	L	3/26/01	Phx	104-93	W
2/7/70	Phx	121-117	W	12/25/76	Phx	113-96	W	11/20/84	LA	108-130	L	12/22/91	LA	100-88	W	4/10/01	LA	80-106	L
12/27/70	LA	116-105	W	3/25/77	LA	93-118	L	11/21/84	Phx	107-102	L	1/23/92	Phx	113-101	L	9/4-17/01	LA	94-117	L
12/28/70	Phx	112-121	L	10/2/77	Phx	102-109	L	12/21/84	LA	105-119	L	4/15/92	LA	104-109	L	11/16/01	Phx	95-83	W
12/27/70	LA	110-128	L	10/23/77	LA	104-101	W	2/28/85	Phx	117-105	W	12/4/92	Phx	103-93	W	1/4/02	LA	86-118	L
12/27/70	Phx	132-114	W	11/22/77	Phx	118-107	W	3/19/85	Phx	112-130	L	12/18/92	LA	118-100	W	3/27/02	Phx	118-106	W
1/28/71	Phx	118-112	W	3/11/78	Phx	120-114	W	3/31/85	LA	98-123	L	2/5/93	Phx	132-104	W	1/4/03	Phx	107-93	W
3/15/71	LA	111-106	W	3/10/78	LA	112-128	L	10/31/85	Phx	107-144	L	3/24/93	LA	120-105	W	1/5/03	Phx	97-109	L
12/20/71	LA	117-126	L	12/1/78	LA	122-130	L	12/12/85	LA	102-127	L	4/16/93	Phx	115-114	W	1/29/03	Phx	90-99	L
12/18/71	Phx	106-132	L	12/15/78	Phx	119-100	W	1/4/86	LA	124-143	L	11/5/93	LA	108-116	L	4/16/03	LA	113-115	L
1/1/72	Phx	116-102	W	3/28/79	Phx	112-106	W	2/12/86	Phx	100-126	L	12/20/94	Phx	102-107	L	11/1/03	Phx	99-103	L
1/25/72	LA	119-129	L	4/8/79	LA	103-111	L	2/28/86	LA	103-115	L	1/8/94	LA	104-107	L	12/21/03	LA	101-107	L
2/16/72	Phx	110-109	W	11/2/79	LA	110-112	L	3/1/86	Phx	123-106	W	2/18/94	Phx	113-96	W	1/19/04	LA	88-85	W
3/24/72	LA	110-112	L	11/23/79	Phx	126-112	W	1/2/87	LA	118-125	L	4/13/94	Phx	117-88	W	2/22/04	Phx	92-104	L
10/29/72	LA	123-133	L	12/20/79	LA	105-113	L	1/30/87	Phx	102-114	L	12/20/94	Phx	112-127	L	11/20/04	LA	107-102	W
11/25/72	Phx	109-116	L	3/2/80	Phx	123-115	W	2/24/87	Phx	99-97	L	11/1/95	LA	118-108	W	12/8/04	LA	113-110	W
11/26/72	LA	107-112	L	3/16/80	LA	106-128	L	2/25/87	LA	91-99	L	2/11/95	Phx	118-109	W	4/15/05	Phx	125-99	W
12/27/72	LA	118-110	W	3/19/80	Phx	112-108	W	3/24/87	Phx	108-93	W	3/1/95	LA	101-93	L	4/11/05	LA	108-97	L
2/1/73	Phx	104-114	L	10/1/80	Phx	109-110	W	4/12/87	LA	104-119	L	11/21/95	Phx	119-115	W	11/21/05	LA	106-114	L
2/1/73	Phx	106-120	L	12/10/80	Phx	102-99	W	11/25/87	LA	97-122	L	11/25/95	Phx	114-113	W	1/20/06	Phx	106-93	W
3/18/73	LA	113-131	L	12/12/80	LA	88-116	L	1/16/88	Phx	96-107	L	11/29/95	LA	96-107	L	4/7/06	Phx	89-96	W
11/17/73	Phx	110-130	L	12/20/80	Phx	116-106	W	2/28/88	LA	97-111	L	3/8/96	Phx	97-119	L	4/18/06	LA	107-119	L
12/4/73	LA	103-114	L	3/1/81	LA	101-95	L	11/1/88	LA	114-118	W	10/1/96	LA	114-118	W	11/21/06	LA	106-114	L
12/25/73	Phx	125-100	W	3/16/81	Phx	126-114	W	4/15/88	LA	114-117	L	11/1/96	LA	82-96	L	3/4/07	Phx	99-94	W
12/28/73	LA	107-119	L	11/6/81	LA	101-99	W	4/22/88	Phx	112-117	L	11/17/96	Phx	88-102	L	4/8/07	LA	115-107	W
2/1/74	LA	110-121	L	11/4/81	Phx	97-98	L	12/7/88	Phx	111-125	L	12/25/96	Phx	87-108	L	4/13/07	Phx	93-85	W
2/1/74	Phx	119-112	W	12/25/81	Phx	101-104	L	12/26/88	Phx	111-86	W	4/15/97	LA	118-107	W	11/21/07	Phx	112-112	W
10/27/74	LA	116-123	L	1/28/82	LA	87-97	L	2/1/89	Phx	114-97	W	12/25/97	Phx	109-119	L	11/25/07	LA	115-122	L
12/1/74	LA	105-111	L	4/2/82	LA	109-99	W	2/26/89	Phx	122-134	L	2/18/98	Phx	110-103	W	1/17/08	LA	106-98	W
12/17/74	Phx	92-88	W	4/18/82	Phx	115-120	L	3/26/89	LA	116-118	L	3/18/98	LA	99-99	L	2/20/08	Phx	124-130	L

Suns Players Career Statistics vs. Lakers

PLAYER	G-GS	MIN	FG-FGA	PCT	3FG-FGA	PCT	FT-FTA	PCT	OFF	DEF	TOT	AST	PF-DQ	STL	TO	BLK	PTS	AVG	HI
Anderson	22-12	559	89-222	.401	41-115	.357	27-34	.794	40	79	119	17	45-0	10	24	8	246	11.2	31
Ariza	30-25	941	123-292	.421	51-150	.340	46-54	.852	27	114	141	91	63-0	63	54	7	343	11.4	26
Bender	5-1	110	13-30	.433	7-16	.438	5-8	.625	5	18	23	6	10-0	1	5	4	38	7.6	15
Booker	11-10	353	97-208	.466	26-68	.382	36-45	.800	6	39	45	45	35-1	5	29	2	256	23.3	39
Canaan	9-2	202	25-69	.362	16-44	.364	13-13	1.000	2	11	13	13	9-0	7	14	0	79	8.8	18
Chandler	43-39	1278	154-426	.626	0-1	.000	105-166	.633	152	275	427	42	122-1	33	58	49	413	9.6	22
Daniels	9-0	159	33-79	.418	21-55	.382	6-8	.750	1	12	13	9	12-0	4	3	1	93	10.3	31
Holmes	4-0	56	8-14	.571	1-6	.167	8-12	.667	2	10	12	2	5-0	4	0	3	25	6.3	13
Jackson	4-2	96	14-41	.341	3-13	.231	4-10	.400	3	14	17	2	11-0	6	8	3	35	8.8	16
Reed	1-0	1	0-0	—	0-0	—	0-0	—	0	0	0	0	0-0	0	0	0	0	0.0	0
Warren	9-7	293	63-133	.474	3-9	.333	24-35	.686	17	38	55	23	18-0	13	8	7	153	17.0	24

Series Highlights & Top Performances

Phoenix has won 14 of the last 22 meetings... March 18, 2016, **Devin Booker** shot a perfect 10-for-10 from the free throw line at STAPLES Center to join **Michael Finley** (twice) and **Alvan Adams** as the only rookies in Suns history to shoot 100 percent from the charity stripe on at least 10 attempts... Nov. 14, 2017, Phoenix set a franchise record with 22 three-point field goals in a 121-116 win at STAPLES Center... The series contains 221 regular season games, most of any series for Phoenix... Series bests: April 7, 2006 in Phoenix, **Kobe Bryant** scored 51 points at Talking Stick Resort Arena... Feb. 9, 1969 in L.A., **Wilt Chamberlain** grabbed 27 rebounds... Jan. 9, 1990 in Phoenix, **Magic Johnson** tallied 24 assists... Nov. 14, 1975 in L.A., **Kareem Abdul-Jabbar** posted nine blocks... Feb. 26, 1989 in L.A., **Kevin Johnson** had Suns series-best 21 assists... The Lakers hold a 38-24 advantage in playoff games, also Phoenix's most-played rivalry.

By The Numbers:

Suns vs. Lakers 2017-2018: 1-3

10/20/17 at Phoenix: Lakers 132, Suns 130

11/13/17 at Phoenix: Lakers 100, Suns 93

11/17/17 at L.A.: Suns 122, Lakers 113

2/6/18 at L.A.: Lakers 112, Suns 93

All-Time Series Results:

Suns vs. Lakers at Phoenix: 74-48

Suns vs. Lakers at Los Angeles: 32-91

Suns vs. Lakers overall: 106-139

Suns largest margin of victory: 36 (137-101, 2/15/17)

Suns high point total: 138 (1/19/84)

Suns low point total: 77 (1/3/16)

Lakers largest margin of victory: 37 (three times)

Lakers high point total: 155 (1/2/87)

Lakers low point total: 76 (3/18/13)

HOME
Suns last win: 2/15/17 (137-101)

Suns last loss: 11/13/17 (100-93)

Streaks: Lost three

AWAY
Suns last win: 11/17/17 (122-113)

Suns last loss: 2/6/18 (112-93)

Streaks: Lost one

Memphis Grizzlies


**MEMPHIS
GRIZZLIES**

**191 Beale St.
Memphis, TN 38103
(901) 205-1234
Fax: (901) 205-1122
www.grizzlies.com**

2018-2019 vs. Suns:

October 27 at Memphis
November 4 at Phoenix
March 30 at Phoenix

2017-2018 Finish:

22-60 (.268)

Fifth in Southwest Division

Playoffs:

Did not qualify

Controlling Owner

Robert J. Pera

General Manager

Chris Wallace

Executive VP of Basketball Operations

John Hollinger

Head Coach

J.B. Bickerstaff

Assistant Coaches

Chad Forcier, Jerry Stackhouse,
Greg Buckner, Vitaly Potapenko,
Nick Van Exel, Adam Mazarei

Head Athletic Trainer

David Crewe

Director, Communications & Publications

Jason Wallace

Manager, Communications & Publications

Ross Wooden

Coordinators, Communications & Publications

Maggie Yang, Geoff Langham

Home Court

FedExForum (17,794, built in 2004)

Team Colors

Grizzlies Blue, Grizzlies Navy, Grizzlies Gray, Grizzlies Yellow

Radio

WMFS (92.9 FM/680 AM)

Eric Hasseltine, Hank McDowell, Elliot Perry, Michael Wallace

TV

Fox Sports Southeast (Cable)

Pete Pranica, Brevin Knight, Rob Fischer, Chris Vernon

2017-2018 Regular Season Stats – Suns vs. Grizzlies

PLAYER	G-GS	MIN	FG-FGA	PCT	3FG-FGA	PCT	FT-FTA	PCT	OFF	DEF	TOT	AST	PF-DQ	STL	TO	BLK	PTS	AVG	HI
Booker	2-2	73	21-50	.420	4-15	.267	20-22	.909	2	9	11	7	10-1	4	7	0	66	33.0	34
Warren	3-3	99	26-47	.553	1-4	.250	15-21	.714	5	7	12	2	8-0	2	3	1	68	22.7	27
Payton (PHO)	1-1	39	7-12	.583	1-3	.333	4-7	.571	1	9	10	4	4-0	0	6	0	19	19.0	19
Jackson	4-2	109	20-45	.444	5-10	.500	21-29	.724	9	14	23	5	10-0	2	8	3	66	16.5	29
Monroe	2-2	51	10-16	.625	0-0	—	2-5	.400	8	10	18	10	4-0	1	5	0	22	11.0	14
Len	4-1	100	13-23	.565	0-0	—	12-17	.706	10	21	31	10	10-0	1	5	2	38	9.5	12
Daniels	4-1	93	9-25	.360	8-20	.400	11-12	.917	0	4	4	7	7-0	3	4	2	37	9.3	14
Ulis	3-2	82	11-29	.379	4-8	.500	0-0	—	1	4	5	16	6-0	6	5	0	26	8.7	13
Chandler	1-1	18	3-4	.750	0-0	—	1-2	.500	1	5	6	2	4-0	0	1	1	7	7.0	7
Harrison	1-0	18	2-4	.500	1-1	1.000	2-2	1.000	1	4	5	2	1-0	4	0	1	7	7.0	7
Dudley	2-0	37	4-9	.444	2-6	.333	3-5	.600	0	1	1	3	4-0	2	1	1	13	6.5	13
Canaan (PHO)	3-1	62	4-14	.286	2-6	.333	8-8	1.000	0	7	7	11	1-0	3	5	0	18	6.0	10
House	1-0	14	3-8	.375	0-3	.000	0-0	—	0	2	2	0	0-0	0	1	0	6	6.0	6
Bender	4-2	105	5-23	.217	3-13	.231	1-2	.500	0	16	16	4	13-1	2	5	2	14	3.5	7
Chriss	3-2	52	3-9	.333	0-3	.000	2-4	.500	3	15	18	0	12-0	2	7	1	8	2.7	6
Reed	1-0	8	0-0	—	0-0	—	0-0	—	0	0	0	1	0-0	0	1	0	0	0.0	0
SUNS	4	960	141-318	.443	31-92	.337	102-136	.750	41	128	169	84	94-2	32	67	14	415	103.8	110

PLAYER	G-GS	MIN	FG-FGA	PCT	3FG-FGA	PCT	FT-FTA	PCT	OFF	DEF	TOT	AST	PF-DQ	STL	TO	BLK	PTS	AVG	HI
Evans	3-2	97	30-60	.500	6-16	.375	9-10	.900	3	12	15	14	8-0	3	3	1	75	25.0	27
Selden	1-1	31	7-12	.583	3-4	.750	0-1	.000	0	2	2	6	4-0	0	2	0	17	17.0	17
Gasol	4-4	135	22-66	.333	4-22	.182	17-19	.895	5	35	40	8	9-0	3	14	14	65	16.3	22
Harrison	4-4	132	19-41	.463	5-12	.417	12-17	.706	6	11	17	15	18-1	4	6	4	55	13.8	20
Green	2-2	63	9-24	.375	1-7	.143	5-7	.714	12	10	22	3	1-0	0	4	2	24	12.0	12
Brooks	4-4	117	16-37	.432	3-12	.250	1-2	.500	0	8	8	6	13-0	3	6	2	36	9.0	12
Martin	4-1	102	14-29	.483	3-5	.600	5-8	.625	7	10	17	8	12-0	4	5	5	36	9.0	16
Wright	2-1	39	7-11	.636	0-0	—	1-2	.500	0	9	9	1	5-0	1	0	3	15	7.5	8
Chalmers	3-0	46	6-13	.462	3-6	.500	6-6	1.000	1	2	3	7	9-1	4	1	0	21	7.0	9
Ennis	2-0	29	3-6	.500	1-2	.500	7-7	1.000	3	6	9	2	1-0	1	4	0	14	7.0	11
Rabb	2-0	33	4-7	.571	0-0	—	6-6	1.000	4	8	12	4	3-0	1	4	0	14	7.0	10
Johnson (TOT)	1-0	6	2-2	1.000	0-0	—	2-2	1.000	0	4	4	1	3-0	1	0	0	6	6.0	6
Henry	2-0	37	4-13	.308	2-5	.400	0-0	—	2	1	3	1	4-0	1	3	0	10	5.0	7
Davis	3-0	32	6-9	.667	0-0	—	2-2	1.000	3	4	7	0	8-0	1	2	2	14	4.7	12
Parsons	1-0	17	2-6	.333	0-3	.000	0-0	—	0	1	1	1	3-0	0	1	1	4	4.0	4
Simmons	2-0	35	3-8	.375	0-2	.000	2-2	1.000	1	6	7	3	4-0	4	2	1	8	4.0	6
McLemore	2-1	15	2-5	.400	1-3	.333	1-2	.500	1	1	2	0	4-0	0	2	0	6	3.0	5
GRIZZLIES	4	960	154-347	.444	32-99	.323	74-91	.813	48	126	174	79	106-2	30	60	35	414	103.5	120

Series Scores & Summary

Date	Site	Final	%A	Date	Site	Final	%A	Date	Site	Final	%A	Date	Site	Final	%A
12/5/95	Phx#	112-108	W	3/17/00	Van	101-86	W	4/11/04	Phx	89-83	W	4/10/09	Mem	89-106	L
12/22/95	Van	101-80	W	4/12/00*	Phx	122-116	W	12/23/04	Phx	109-102	W	4/13/09	Phx	119-110	W
2/19/96*	Phx	98-84	W	11/29/00**	Van	106-109	L	1/19/05	Phx	79-88	L	11/25/09	Phx	126-111	W
4/7/96	Van	112-92	W	12/26/00	Van	97-95	W	2/1/05	Mem	97-108	L	12/2/10	Phx	103-128	L
11/14/96	Van	89-92	L	1/5/01	Phx	108-76	W	3/20/05	Mem	97-91	W	1/18/10	Mem	118-125	L
12/15/96	Phx	103-84	W	1/31/01	Phx	101-92	W	11/16/05	Phx	103-115	L	2/16/10	Mem	109-95	W
12/28/96	Phx	103-98	W	11/6/01	Phx	113-101	W	12/17/05	Mem	87-91	L	11/5/10**	Phx	123-118	W
4/19/97	Phx	107-121	L	11/23/01	Mem	103-89	W	2/8/06	Phx	108-102	W	11/8/10	Mem	99-109	L
12/9/97	Phx	107-85	W	1/10/02	Phx	96-102	L	11/11/06	Phx	96-87	W	12/8/10*	Phx	98-104	L
12/26/97	Van	118-100	W	2/21/02	Mem	78-72	W	1/15/07	Mem	137-122	W	1/28/12	Phx	86-84	W
3/29/98	Phx	106-98	W	12/4/02	Phx	98-85	W	3/26/07	Phx	105-87	W	3/10/12	Phx	98-91	W
4/12/98	Van	129-106	W	12/8/02	Mem	94-102	L	4/3/07	Mem	116-111	W	4/11/12	Mem	93-104	L
2/25/99	Van	94-86	W	1/10/03	Phx	99-93	W	2/26/08	Mem	127-113	W	12/4/12*	Mem	98-108	L
3/22/99	Phx	89-84	W	3/26/03	Mem	101-99	W	3/11/08	Phx	132-111	W	12/12/12	Phx	82-80	W
5/1/99	Phx	107-77	W	11/7/03	Phx	96-88	W	4/8/08	Mem	127-113	W	1/6/13	Phx	81-92	L
1/12/99	Van	95-92	W	2/20/04	Mem	92-97	L	11/10/08	Phx	107-102	W	2/5/13	Mem	96-90	W
2/8/00	Phx	94-76	W	4/2/04	Mem	99-109	L	12/30/08	Mem	101-89	W	12/3/13	Mem	91-110	L

*Overtime **Double Overtime # Vancouver Grizzlies

Suns Players Career Statistics vs. Grizzlies

PLAYER	G-GS	MIN	FG-FGA	PCT	3FG-FGA	PCT	FT-FTA	PCT	OFF	DEF	TOT	AST	PF-DQ	STL	TO	BLK	PTS	AVG	HI
Anderson	23-10	605	102-257	.397	51-142	.359	33-42	.786	42	78	120	14	58-0	5	27	9	288	12.5	28
Ariza	37-27	1131	132-337	.392	39-154	.253	73-96	.760	40	158	198	84	65-0	65	57	14	376	10.2	19
Bender	4-2	105	5-23	.217	3-13	.231	1-2	.500	0	16	16	4	13-1	2	5	2	14	3.5	7
Booker	9-8	308	57-146	.390	15-55	.273	53-62	.855	7	26	33	27	31-2	6	22	2	182	20.2	34
Canaan	6-3	148	17-46	.370	9-28	.321	14-17	.824	0	9	9	18	7-0	8	10	1	57	9.5	16
Chandler	33-27	922	108-183	.590	0-0	—	48-80	.600	111	208	319	36	115-3	16	49	41	264	8.0	17
Daniels	7-1	116	12-36	.333	11-29	.379	11-12	.917	0	4	4	7	11-0	3	6	2	46	6.6	14
Harrison	1-0	18	2-4	.500	1-1	1.000	2-2	1.000	1	4	5	2	1-0	4	0	1	7	7.0	7
Holmes	4-1	73	9-23	.391	0-5	.000	3-8	.375	8	8	16	5	8-0	2	7	5	21	5.3	10
Jackson	4-2	109	20-45	.444	5-10	.500	21-29	.724	9	14	23	5	10-0	2	8	3	66	16.5	29
Reed	1-0	8	0-0	—	0-0	—	0-0	—	0	0	0	1	0-0	0	1	0	0	0.0	0
Warren	7-6	186	40-74	.541	1-8	.125	20-28	.714	9	18	27	5	18-0	6	5	2	101	14.4	27

Series Highlights & Top Performances

The Suns have won 23 of the last 44 overall... Dec. 26, 2017, **Tyson Chandler** slammed home a perfect inbound pass from **Dragan Bender** that left :00.4 on the clock to put the Suns ahead 99-97 and provide the game-winning points... Dec. 23, 2004, Phoenix became the first team in NBA history to win 10-straight games after losing 50 or more games the previous season... The Suns' 108-76 win on Jan. 5, 2001 was the largest margin of victory in the series... Phoenix went 9-9 at the foul line on Feb. 8, 2000, and combined with the Grizzlies 29-30 FT, the teams posted the fourth-highest combined single game free throw percentage (.967) in NBA history... Feb. 19, 1996, **Charles Barkley** grabbed 14 rebounds in a 98-84 overtime win to become one of 10 players in NBA history to record 20,000 career points and 10,000 rebounds... Nov. 14, 1996, the Suns tied a record low for points in a quarter, with eight in the second period... The teams combined for 22 points in the quarter, the second-lowest total in league history... The Grizzlies won that game, 92-89, for their first-ever win against Phoenix.

By The Numbers:

Suns vs. Grizzlies 2017-2018: 3-1

12/21/17 at Phoenix: Suns 97, Grizzlies 95

12/26/17 at Phoenix: Suns 99, Grizzlies 97

1/29/18 at Memphis: Grizzlies 120, Suns 109

2/28/18 at Memphis: Suns 110, Grizzlies 102

Suns largest margin of victory: 32 (108-76, 1/5/01)

Suns high point total: 137 (1/15/07)

Suns low point total: 78 (2/21/02)

Grizzlies largest margin of victory: 25 (128-103, 1/2/10)

Grizzlies high point total: 130 (2/28/17)

Grizzlies low point total: 72 (2/21/02)

All-Time Series Results:

Suns vs. Grizzlies at Phoenix: 31-13

Suns vs. Grizzlies on road: 22-19

Suns vs. Grizzlies overall: 53-32

	HOME	AWAY
Suns last win:	12/26/17 (99-97)	2/28/18 (110-102)
Suns last loss:	1/30/17 (115-96)	1/29/18 (120-109)
Streaks:	Won two	Won one

Miami Heat



601 Biscayne Blvd.
Miami, FL 33132
(786) 777-4328
Fax: (786) 777-1615
www.heat.com

2018-2019 vs. Suns:

December 7 at Phoenix
February 25 at Miami

2017-2018 Finish:

44-38 (.537)

First in Southeast Division

Playoffs:

Lost to Philadelphia 4-1

Managing General Partner

Micky Arison

Chief Executive Officer

Nick Arison

President

Pat Riley

Sr. VP, Basketball Operations/GM

Andy Elisburg

Head Coach

Erik Spoelstra

Assistant Coaches

Dan Craig, Juwan Howard,
Chris Quinn, Octavio De La Grana

Head Athletic Trainer

Jay Sabol

Vice President, Sports Media Relations

Tim Donovan

Sr. Director of Sports Media Relations

Rob Wilson

Director of Sports Media Relations

Michael Lissack

Sports Media Relations Manager

Nick Maiorana

Home Court

American Airlines Arena (19,600, built in 2000)

Team Colors

Red, Yellow, Black, White

Radio

The Ticket (790 AM/104.3 FM) Mike Inglis, TBA, Ron Rothstein
WAQI (710 AM Spanish) José Paneda, Joe Pujala

TV

Fox Sports Sun (Cable)
Eric Reid, John Crotty, Jason Jackson

2017-2018 Regular Season Stats – Suns vs. Heat

PLAYER	G-GS	MIN	FG-FGA	PCT	3FG-FGA	PCT	FT-FTA	PCT	OFF	DEF	TOT	AST	PF-DQ	STL	TO	BLK	PTS	AVG	HI
Booker	2-2	71	21-45	.467	5-15	.333	14-19	.737	0	5	5	11	7-0	1	3	0	61	30.5	31
James	1-1	31	6-11	.545	2-4	.500	4-4	1.000	0	4	4	3	4-0	0	0	0	18	18.0	18
Warren	2-2	65	16-31	.516	1-3	.333	2-5	.400	7	3	10	3	6-0	1	1	1	35	17.5	19
Dudley	1-0	23	4-6	.667	3-4	.750	2-2	1.000	1	4	5	4	3-0	1	1	0	13	13.0	13
Payton (TOT)	5-5	155	25-58	.431	1-2	.500	8-16	.500	5	15	20	37	15-0	5	15	3	59	11.8	19
Payton (PHO)	1-1	24	3-10	.300	0-0	—	3-5	.600	1	4	5	2	4-0	0	2	1	9	9.0	9
Chriss	2-1	53	8-18	.444	5-10	.500	0-1	.000	1	14	15	2	8-1	1	2	2	21	10.5	12
Daniels	1-0	17	3-5	.600	3-5	.600	0-0	—	0	1	1	0	2-0	1	0	0	9	9.0	9
Len	2-1	31	4-8	.500	0-0	—	5-6	.833	5	3	8	0	4-0	0	5	0	13	6.5	7
Chandler	1-1	18	3-4	.750	0-0	—	0-0	—	1	2	3	2	1-0	0	2	0	6	6.0	6
Harrison	1-0	24	3-8	.375	0-1	.000	0-0	—	1	4	5	1	4-0	1	2	0	6	6.0	6
Bender	2-1	57	4-8	.500	2-5	.400	1-2	.500	0	4	4	7	1-0	0	1	0	11	5.5	6
Jackson	2-0	40	3-10	.300	1-3	.333	1-4	.250	0	8	8	2	3-0	1	7	0	8	4.0	5
Reed	1-0	5	2-3	.667	0-1	.000	0-0	—	1	0	1	0	0-0	0	0	0	4	4.0	4
Utis	1-0	17	2-7	.286	0-1	.000	0-0	—	0	0	0	3	2-0	0	2	0	4	4.0	4
Peters	1-0	3	0-1	.000	0-1	.000	0-0	—	0	0	0	1	0-0	0	0	0	0	0.0	0
SUNS	2	480	82-175	.469	22-53	.415	32-48	.667	18	56	74	41	49-1	7	29	4	218	109.0	115

PLAYER	G-GS	MIN	FG-FGA	PCT	3FG-FGA	PCT	FT-FTA	PCT	OFF	DEF	TOT	AST	PF-DQ	STL	TO	BLK	PTS	AVG	HI
Whiteside	2-2	53	18-24	.750	0-0	—	11-17	.647	4	20	24	3	3-0	3	4	7	47	23.5	24
Dragic	2-2	62	16-29	.552	2-9	.222	12-12	1.000	2	8	10	9	4-0	0	1	0	46	23.0	29
Walters	1-1	26	6-14	.429	2-4	.500	2-2	1.000	0	3	3	3	6-1	0	6	0	16	16.0	16
Ellington	1-0	34	4-9	.444	4-9	.444	3-4	.750	0	3	3	0	1-0	0	0	0	15	15.0	15
Winslow	2-1	68	9-20	.450	3-5	.600	5-6	.833	5	13	18	10	5-0	5	3	0	26	13.0	14
Olynyk	2-0	38	9-12	.750	3-6	.500	4-6	.667	5	8	13	10	2-0	2	4	0	25	12.5	15
Babbitt (MIA)	1-1	26	4-11	.364	4-11	.364	0-0	—	0	1	1	0	2-0	0	0	1	12	12.0	12
Wade (TOT)	1-0	22	4-9	.444	1-4	.250	3-4	.750	0	2	2	2	1-0	2	0	0	12	12.0	12
Wade (MIA)	1-0	22	4-9	.444	1-4	.250	3-4	.750	0	2	2	2	1-0	2	0	0	12	12.0	12
J. Johnson	2-1	50	8-15	.533	2-6	.333	3-3	1.000	1	8	9	9	4-0	2	2	1	21	10.5	15
Richardson	2-2	48	6-11	.545	2-4	.500	2-2	1.000	3	7	10	3	9-1	1	3	0	16	8.0	12
McGruder	1-0	23	3-6	.500	0-3	.000	0-0	—	3	2	5	3	1-0	2	1	0	6	6.0	6
T. Johnson	1-0	18	2-8	.250	1-3	.333	0-0	—	2	0	2	2	0-0	0	0	1	5	5.0	5
Adebayo	1-0	5	0-0	—	0-0	—	2-2	1.000	0	1	1	0	0-0	0	0	0	2	2.0	2
Jones (MIA)	1-0	5	1-3	.333	0-1	.000	0-0	—	2	0	2	0	1-0	0	0	0	2	2.0	2
Haslem	1-0	3	0-2	.000	0-1	.000	0-0	—	0	1	1	0	0-0	0	0	0	0	0.0	0
HEAT	2	480	90-173	.520	24-66	.364	47-58	.810	27	77	104	54	39-2	17	25	10	251	125.5	126

Series Scores & Summary

Date	Site	Final	W/L	Date	Site	Final	W/L	Date	Site	Final	W/L	Date	Site	Final	W/L
1/7/89	Phx	107-99	W	12/6/94	Phx	119-107	W	1/22/03	Mia	85-92	L	11/17/10	Mia	96-123	L
1/17/89+	Mia	ppd		3/21/95*	Mia	121-117	W	11/22/03	Phx	100-98	W	12/23/10	Phx	83-95	L
3/13/89	Mia	112-104	W	12/9/95	Phx	92-94	L	12/9/03	Mia	72-92	L	3/20/12	Mia	95-99	L
3/20/89	Phx	115-97	W	1/30/96	Mia	114-99	W	1/11/05	Phx	122-107	W	11/5/12	Mia	99-124	L
4/19/89	Mia	117-91	W	11/24/96	Phx	84-87	L	3/25/05	Mia	115-125	L	11/17/12	Phx	88-97	L
1/23/90	Mia	118-99	W	1/27/97	Mia	97-125	L	1/6/06	Phx	111-93	W	11/25/13	Mia	92-107	L
3/16/90	Phx	129-103	W	1/18/98	Phx	96-87	W	1/26/06	Mia	107-98	W	2/11/14	Phx	97-103	L
12/29/90	Phx	134-95	W	1/30/98	Mia	74-71	W	12/13/06	Mia	99-89	W	12/9/14	Phx	97-103	L
1/30/91	Mia	115-104	W	3/6/00	Phx	100-92	W	1/5/07	Phx	108-80	W	3/2/15	Mia	98-115	L
12/7/91	Mia	109-108	W	3/28/00	Mia	78-81	L	11/9/07	Mia	106-101	W	1/8/16	Phx	95-103	L
12/26/91	Phx	132-104	W	11/11/00	Phx	84-82	W	12/10/07	Phx	113-117	L	3/3/16	Mia	92-108	L
12/12/92	Mia	122-118	W	2/21/01	Mia	100-85	W	11/28/08	Phx	92-107	L	1/3/17	Phx	99-90	W
1/15/93	Phx	107-99	W	1/12/02	Phx	108-74	W	3/4/09	Mia	129-135	L	3/21/17	Mia	97-112	L
3/11/94	Mia	122-107	W	3/12/02	Mia	78-90	L	11/3/09	Mia	104-96	W	11/8/17	Phx	115-126	L
3/22/94*	Phx	124-118	W	12/2/02*	Phx	90-100	L	1/8/10	Phx	105-109	L	3/5/18	Mia	103-125	L

*Overtime + Postponed due to unsafe conditions, rescheduled 4/19/89

Suns Players Career Statistics vs. Heat

PLAYER	G-GS	MIN	FG-FGA	PCT	3FG-FGA	PCT	FT-FTA	PCT	OFF	DEF	TOT	AST	PF-DQ	STL	TO	BLK	PTS	AVG	HI
Anderson	16-8	391	74-160	.463	40-88	.455	17-24	.708	39	41	80	17	26-0	5	16	6	205	12.8	27
Ariza	28-18	770	93-221	.421	30-85	.353	29-49	.592	28	96	124	56	58-0	46	47	6	245	8.8	25
Bender	3-1	74	5-13	.385	2-8	.250	1-2	.500	0	6	6	8	1-0	0	2	0	13	4.3	6
Booker	6-6	217	51-118	.432	12-39	.308	35-43	.814	5	15	20	26	22-0	4	22	0	149	24.8	34
Canaan	7-1	149	23-58	.397	16-42	.381	8-9	.889	3	8	11	13	12-0	4	5	0	70	10.0	22
Chandler	36-28	1058	129-211	.611	0-0	—	72-126	.571	114	223	337	22	101-0	28	47	37	330	9.2	20
Daniels	5-1	54	7-16	.438	6-13	.462	0-0	—	1	4	5	1	4-0	2	2	0	20	4.0	9
Harrison	1-0	24	3-8	.375	0-1	.000	0-0	—	1	4	5	1	4-0	1	2	0	6	6.0	6
Holmes	7-0	151	26-41	.634	1-5	.200	17-21	.810	18	26	44	8	18-0	4	9	10	70	10.0	15
Jackson	2-0	40	3-10	.300	1-3	.333	1-4	.250	0	8	8	2	3-0	1	0	0	8	4.0	5
Reed	1-0	5	2-3	.667	0-1	.000	0-0	—	1	0	1	0	0-0	0	0	0	4	4.0	4
Warren	6-4	146	25-56	.446	1-5	.200	2-6	.333	11	7	18	3	12-0	2	2	3	53	8.8	19

Series Highlights & Top Performances

Phoenix has won 15 of the last 39 meetings... The Suns captured the first 16 meetings between the clubs... Jan. 6, 2006, **Steve Nash** dished out a franchise-record 12 assists in the first quarter... Jan. 30, 1998, the Heat scored 71 points, the then fifth lowest ever by a Suns opponent... Series bests: **Charles Barkley** tallied 39 points on Dec. 12, 1992 in Miami... March 21, 1995 in Miami, Barkley grabbed 18 rebounds in Phoenix's 121-117 overtime victory... Jan. 27, 1997, **Alonzo Mourning** blocked six shots in Miami's 125-97 win, the Heat's largest in the series... Dec. 29, 1990 in Phoenix, **Kevin Johnson** dished out 19 assists in Phoenix's largest-ever win over the Heat, 134-95... Dec. 9, 1995 in Phoenix, rookie **Sasha Danilovic** tallied a career and Heat series-high of 30 points as Miami escaped with its first-ever victory over the Suns, 94-92... Dec. 26, 1991 in Phoenix, the Suns set a team record with eight blocks in the second quarter.

By The Numbers:

Suns vs. Miami 2017-2018: 0-2

11/8/17 at Phoenix: Heat 126, Suns 115

3/5/18 at Miami: Heat 125, Suns 103

All-Time Series Results:

Suns vs. Heat at Phoenix: 17-12

Suns vs. Heat at Miami: 15-15

Suns vs. Heat overall: 32-27

Suns largest margin of victory: 39 (134-95, 12/29/90)

Suns high point total: 134 (12/29/90)

Suns low point total: 72 (12/9/03)

Heat largest margin of victory: 28 (125-97, 1/27/97)

Heat high point total: 135 (3/4/09)

Heat low point total: 71 (1/30/98)

	HOME	AWAY
Suns last win:	1/3/17 (99-90)	11/3/09 (104-96)
Suns last loss:	11/8/17 (126-115)	3/5/18 (125-103)
Streaks:	Lost one	Lost nine

Milwaukee Bucks



1543 N. 2nd St., 6th Floor
Milwaukee, WI 53212
(414) 227-0500
Fax: (414) 227-0543
www.bucks.com

2018-2019 vs. Suns:

November 23 at Milwaukee
March 4 at Phoenix

2017-2018 Finish:

44-38 (.537)

Third in Central Division

Playoffs:

Lost to Boston 4-3

Owners

Wes Edens, Marc Lasry,
Jamie Dinan < Mike Fascitelli

General Manager

Jon Horst

Head Coach

Mike Budenholzer

Assistant Coaches

Darvin Ham, Taylor Jenkins,
Charles Lee, Ben Sullivan,
Patrick St. Andrews, Josh Longstaff,
Vin Baker

Head Athletic Trainer

Scott Faust

Sr. VP of Comm. and Broadcast

Barry Baum

Vice President of Communications

Dan Smyczek

Manager of Communications

Hilary Dickinson

Communications Coordinator

Eric Kohlbeck

Home Court

Fiserv Forum (17,500, built in 2018)

Team Colors

Good Land Green, Cream City Cream, Great Lakes Blue, Bucks Black

Radio

WTMJ (620 AM), 103.3 FM Ted Davis, Dennis Krause

TV

Fox Sports Wisconsin (Cable)
Jim Paschke, Marques Johnson, Steve Novak and Katie George

2017-2018 Regular Season Stats – Suns vs. Bucks

PLAYER	G-GS	MIN	FG-FGA	PCT	3FG-FGA	PCT	FT-FTA	PCT	OFF	DEF	TOT	AST	PF-DQ	STL	TO	BLK	PTS	AVG	HI
Warren	2-2	77	18-40	.450	0-3	.000	7-8	.875	8	6	14	2	3-0	5	5	2	43	21.5	23
Monroe (PHO)	2-1	62	17-26	.654	0-0	—	7-7	1.000	10	12	22	5	6-0	2	9	1	41	20.5	22
Booker	2-2	76	10-38	.263	3-12	.250	14-14	1.000	2	6	8	12	9-0	3	8	3	37	18.5	23
Bender	2-1	62	7-11	.636	4-5	.800	0-0	—	0	9	9	4	3-0	2	7	1	18	9.0	11
Daniels	2-0	36	6-14	.429	6-14	.429	0-0	—	0	7	7	1	7-0	0	3	0	18	9.0	15
Len	1-0	18	3-4	.750	0-0	—	3-3	1.000	2	3	5	1	2-0	0	2	0	9	9.0	9
Canaan (PHO)	1-0	28	2-8	.250	1-3	.333	2-2	1.000	2	2	4	3	3-0	2	0	0	7	7.0	7
Chandler	1-1	21	2-5	.400	0-0	—	2-4	.500	5	7	12	1	2-0	0	1	2	6	6.0	6
Ulis	2-2	47	3-6	.500	1-2	.500	5-5	1.000	0	2	2	7	6-0	3	6	1	12	6.0	12
Jackson	2-0	28	4-10	.400	0-4	.000	3-8	.375	2	3	5	0	7-0	0	3	0	11	5.5	6
Dudley	1-0	17	2-2	1.000	1-1	1.000	0-0	—	0	3	3	9	2-0	2	2	0	5	5.0	5
James	1-0	21	1-6	.167	0-3	.000	1-2	.500	0	1	1	1	1-0	0	2	1	3	3.0	3
Chriss	1-1	12	1-2	.500	0-1	.000	0-0	—	0	2	2	0	1-0	0	2	0	2	2.0	2
SUNS	2	505	76-172	.442	16-48	.333	44-53	.830	31	63	94	46	52-0	19	51	11	212	106.0	107

PLAYER	G-GS	MIN	FG-FGA	PCT	3FG-FGA	PCT	FT-FTA	PCT	OFF	DEF	TOT	AST	PF	DQ	STL	TO	BLK	PTS	AVG	HI
Middleton	2-2	85	27-45	.600	5-13	.385	16-19	.842	2	13	15	6	4-0	6	5	0	75	37.5	40	
Bledsoe (MIL)	2-2	78	17-39	.436	2-7	.286	13-24	.542	4	5	9	14	4-0	6	11	1	49	24.5	30	
Brogdon	2-2	76	17-28	.607	4-9	.444	8-9	.889	0	7	7	5	8-0	5	6	1	46	23.0	32	
Henson	1-1	30	4-9	.444	0-0	—	2-2	1.000	3	3	6	1	3-0	3	2	1	10	10.0	10	
Maker	2-1	42	7-14	.500	0-0	—	5-6	.833	3	6	9	1	9-1	0	2	4	19	9.5	16	
Payton	1-1	9	2-5	.400	1-2	.500	0-0	—	1	1	2	3	4-0	0	0	0	5	5.0	5	
Plumlee	1-0	8	0-0	—	0-0	—	4-6	.667	0	2	2	0	2-0	0	0	1	4	4.0	4	
Brown	2-1	32	3-9	.333	0-4	.000	0-0	—	3	3	6	1	2-0	1	1	0	6	3.0	4	
Snell	2-0	43	2-7	.286	1-5	.200	1-2	.500	0	1	1	0	5-0	2	0	1	6	3.0	4	
Liggins	1-0	41	1-3	.333	0-2	.000	0-0	—	1	5	6	2	5-0	5	1	2	2	2.0	2	
Bolomboy	1-0	20	0-3	.000	0-1	.000	0-0	—	3	2	5	0	1-0	2	1	0	0	0.0	0	
Dellavedova	1-0	25	0-3	.000	0-1	.000	0-0	—	0	3	3	6	4-0	0	1	0	0	0.0	0	
Kilpatrick (TOT)	1-0	8	0-3	.000	0-2	.000	0-0	—	0	2	2	1	0-0	0	1	0	0	0.0	0	
Terry	2-0	13	0-2	.000	0-1	.000	0-0	—	1	2	3	0	1-0	0	1	0	0	0.0	0	
Wilson	1-0	1	0-1	.000	0-1	.000	0-0	—	0	0	0	0	0-0	0	0	0	0	0.0	0	
BUCKS	2	505	80-168	.476	13-46	.283	49-68	.721	21	53	74	39	52-1	30	33	11	222	111.0	113	

Series Scores & Summary

Date	Site	Final	%A	Date	Site	Final	%A	Date	Site	Final	%A	Date	Site	Final	%A
11/23/68	Mil	112-115	L	12/3/72	Phx	101-119	L	12/12/78	Mil	114-120	L	3/27/90	Mil	127-133	L
12/22/68	Mil	116-127	L	2/6/73	Mil	111-126	L	1/7/79	Mil	118-123	L	1/5/91	Mil	86-88	L
1/3/69	Mil	104-121	L	3/12/73	Mil	95-126	L	1/31/79	Phx	123-118	W	3/28/91	Phx	102-88	W
1/29/69	Tucson	111-107	W	3/25/73	Phx	112-114	L	10/19/79	Mil	94-95	L	3/12/92	Mil	106-100	W
2/2/69	Phx	122-121	W	10/12/73	Phx	84-107	L	10/19/79	Phx	108-114	L	3/25/92	Phx	132-104	W
2/23/69	Mil	103-107	L	10/27/73	Mil	95-104	L	12/23/79	Mil	106-103	W	12/6/92	Mil	122-112	W
3/19/69	Phx	110-117	L	12/22/73	Phx	121-112	W	1/25/80	Phx	110-96	W	3/26/93	Phx	109-103	W
3/23/69	Phx	118-128	L	1/5/74	Mil	109-118	L	2/10/80	Mil	107-109	L	12/8/93	Mil	117-98	W
10/26/69	Phx	99-119	L	1/25/74	Phx	108-112	L	2/27/80*	Phx	110-119	L	12/13/93	Phx	112-104	W
12/21/69	Mil	111-118	L	3/17/74	Mil	92-105	L	1/11/81	Mil	109-123	L	12/29/94	Mil	132-106	W
1/9/70	Mil	116-120	L	11/19/74	Mil	108-122	L	1/23/81	Phx	131-122	W	1/9/95	Phx	119-102	W
1/31/70	Phx	106-107	L	12/19/74	Phx	108-112	L	2/7/82	Mil	92-107	L	1/26/96	Mil	107-97	W
2/11/70	Mil	120-127	L	2/23/75	Madison	106-97	W	3/26/82	Phx	113-112	W	3/29/96	Phx	108-85	W
11/8/70	Mil	105-124	L	3/25/75	Phx	92-87	W	1/9/83	Mil	96-106	L	11/12/96*	Mil	89-99	L
2/22/70	Phx	124-144	L	11/19/75	Phx	94-96	L	2/22/83	Phx	112-105	W	3/25/97	Phx	117-112	W
12/12/70	Phx	113-111	W	12/17/75	Phx	116-111	W	11/18/83	Phx	94-109	L	11/12/97	Phx	103-95	W
2/8/71	Mil	94-118	L	12/28/75	Mil	85-88	L	2/14/84	Mil	83-92	L	12/2/97	Mil	90-86	W
2/21/71	Mil	97-125	L	1/29/76	Phx	96-105	L	11/16/84	Phx	118-106	W	3/16/99	Mil	110-92	W
3/16/71	Madison	125-113	W	1/31/76	Mil	108-106	W	3/16/85	Mil	96-125	L	11/12/99	Mil	92-107	L
10/14/71	Phx	97-110	L	11/17/76	Phx	103-95	W	11/24/85*	Phx	138-140	L	12/20/99	Phx	108-101	W
11/9/71	Phx	113-118	L	1/4/77	Mil	111-139	L	3/12/86*	Mil	127-126	W	12/7/00	Mil	104-96	W
1/11/72	Mil	115-114	W	2/2/77	Phx	130-113	W	2/21/87	Phx	107-115	L	4/1/01	Phx	106-99	W
2/2/72	Phx	103-106	L	3/29/77	Mil	122-110	W	3/9/87	Mil	110-118	L	11/28/01	Phx	104-84	W
2/26/72*	Madison	117-119	L	1/3/78	Mil	125-103	W	3/11/88	Mil	107-117	L	1/22/02	Mil	92-81	W
3/15/72	Phx	110-106	W	2/3/78	Phx	115-105	L	3/24/88	Phx	119-114	W	11/25/02	Phx	86-81	W
10/13/72	Phx	105-117	L	3/3/78	Phx	132-126	W	3/11/89	Mil	93-100	L	2/26/03	Mil	118-112	W
11/4/72	Mil	105-104	W	3/14/78	Mil	106-121	L	3/31/89	Phx	122-104	W	1/7/04	Mil	87-95	L
				10/24/78	Phx	124-116	W	12/8/89	Phx	123-98	W	3/20/04	Phx	123-111	W

*Overtime

Suns Players Career Statistics vs. Bucks

PLAYER	G-GS	MIN	FG-FGA	PCT	3FG-FGA	PCT	FT-FTA	PCT	OFF	DEF	TOT	AST	PF-DQ	STL	TO	BLK	PTS	AVG	HI
Anderson	18-9	493	73-163	.448	33-93	.355	33-39	.846	36	62	98	19	41-0	20	19	8	212	11.8	23
Ariza	32-20	943	129-286	.451	54-133	.406	63-86	.733	28	118	146	75	75-0	48	57	9	375	11.7	28
Bender	2-1	62	7-11	.636	4-5	.800	0-0	—	0	9	9	4	3-0	2	7	1	18	9.0	11
Booker	6-5	204	33-89	.371	12-32	.375	30-31	.968	4	17	21	25	21-0	7	24	3	108	18.0	31
Canaan	8-1	113	8-33	.242	4-18	.222	13-15	.867	3	9	12	13	12-0	5	9	1	33	4.1	11
Chandler	42-33	1199	127-211	.602	0-1	.000	104-156	.667	133	271	404	30	115-0	23	67	54	358	8.5	20
Daniels	7-0	78	14-35	.400	11-28	.393	0-0	—	2	12	14	2	8-0	2	8	0	39	5.6	15
Holmes	7-2	166	30-54	.556	3-12	.250	14-18	.778	18	26	44	3	17-0	4	11	6	77	11.0	19
Jackson	2-0	28	4-10	.400	0-4	.000	3-8	.375	2	3	5	0	7-0	0	3	0	11	5.5	6
Warren	6-4	181	41-85	.482	1-10	.100	13-14	.929	11	15	26	7	14-0	7	6	3	96	16.0	23

Series Highlights & Top Performances

The Suns have won 40 of the last 54 meetings... Prior to a 98-94 home loss on Jan. 17, 2013, Phoenix had claimed 24-straight wins at home, the longest home win streak against a single opponent in franchise history... Series bests: March 16, 1971 in Phoenix, second-year center **Lawrence "Lefty" Driesell** scored 48 points... March 27, 1990 in Milwaukee, **Kevin Johnson** scored a Suns series-high 44 points... Oct. 14, 1971 in Phoenix, **Oscar Robertson** tallied 17 assists... Oct. 12, 1973 in Phoenix, Alcindor recorded nine blocked shots... Dec. 8, 1989 in Phoenix, Sun **Mark West** grabbed 24 rebounds.

By The Numbers:

Suns vs. Milwaukee 2017-2018: 0-2

11/22/17 at Phoenix: Bucks 113, Suns 107 (ot)

1/22/18 at Milwaukee: Bucks 109, Suns 105

All-Time Series Results:

Suns vs. Bucks at Phoenix: 42-28

Suns vs. Bucks at Milwaukee: 27-43

Suns vs. Bucks overall: 69-71

Suns largest margin of victory: 28 (132-104, 3/25/92)

Suns high point total: 138 (11/24/85*)

Suns low point total: 83 (2/14/84)

Bucks largest margin of victory: 31 (126-95, 3/12/73)

Bucks high point total: 144 (2/22/70)

Bucks low point total: 77 (2/21/11)

	HOME	AWAY
Suns last win:	1/4/14 (116-100)	1/29/14 (126-117)
Suns last loss:	11/22/17* (113-107)	1/22/18 (109-105)
Streaks:	Lost four	Lost three

Minnesota Timberwolves



600 Hennepin Ave., Ste. 300
Minneapolis, MN 55403
(612) 673-1600
Fax: (612) 673-1699
www.timberwolves.com

2018-2017 vs. Suns:

December 15 at Phoenix
January 20 at Minnesota
January 22 at Phoenix

2017-2018 Finish:

47-35 (.573)

Fourth in Northwest Division

Playoffs:

Lost to Houston 4-1

Owner	Glen Taylor
Chief Executive Officer	Ethan Casson
Pres. of Basketball Ops./Head Coach	Tom Thibodeau
General Manager	Scott Layden
Assistant Coaches	Ryan Saunders, Andy Greer, Ed Pinckney, Malik Allen
Head Athletic Trainer	Gregg Farnam
Vice President of Communications	Brad Ruiter
Senior Manager of Basketball Comm.	Aaron Seehusen
Basketball Comm. & Publications Manager	Dan Bell
Basketball Communications Manager	Alex King
Basketball Communications Coordinator	Sara Perez
Home Court	Target Center (18,978, built in 1990)
Team Colors	Blue, Green, Gray
Radio	WCCO (830 AM) Alan Horton
TV	Fox Sports North Dave Benz, Jim Petersen

2017-2018 Regular Season Stats – Suns vs. Timberwolves

PLAYER	G-GS	MIN	FG-FGA	PCT	3FG-FGA	PCT	FT-FTA	PCT	OFF	DEF	TOT	AST	PF-DQ	STL	TO	BLK	PTS	AVG	HI
Booker	1-1	39	13-22	.591	5-9	.556	4-5	.800	0	9	9	6	5-0	1	4	0	35	35.0	35
Warren	4-4	148	38-75	.507	0-6	.000	16-18	.889	4	20	24	5	12-0	5	7	2	92	23.0	35
James	2-0	49	14-24	.583	3-5	.600	4-7	.571	1	7	8	12	1-0	0	6	0	35	17.5	26
Canaan (PHO)	2-0	57	7-15	.467	3-7	.429	13-13	1.000	0	5	5	16	4-0	1	5	0	30	15.0	15
Daniels	4-0	95	16-32	.500	13-24	.542	3-3	1.000	0	1	1	2	6-0	0	4	0	48	12.0	18
Bender	4-0	93	14-29	.483	11-21	.524	2-2	1.000	0	3	3	2	8-0	2	1	1	41	10.3	17
Jackson	4-3	83	13-37	.351	2-13	.154	9-18	.500	7	12	19	8	14-0	1	11	1	37	9.3	13
Chriss	4-3	84	12-27	.444	5-13	.385	6-12	.500	5	13	18	7	11-0	1	5	8	35	8.8	13
Len	3-0	64	12-18	.667	0-0	—	0-0	—	10	21	31	8	6-0	2	6	2	24	8.0	12
Monroe (PHO)	1-1	17	4-7	.571	0-0	—	0-0	—	2	3	5	2	0-0	0	1	0	8	8.0	8
Chandler	4-4	104	8-11	.727	0-0	—	8-9	.889	9	25	34	3	9-0	0	4	3	24	6.0	12
House	2-0	23	2-5	.400	1-3	.333	6-6	1.000	0	1	1	2	1-0	1	0	0	11	5.5	8
Ulis	4-4	85	7-24	.292	0-4	.000	0-2	.000	2	7	9	13	8-0	3	14	0	14	3.5	4
Dudley	2-0	19	2-3	.667	2-3	.667	0-0	—	0	4	4	6	3-0	2	1	1	6	3.0	6
SUNS	4	960	162-329	.492	45-108	.417	71-95	.747	40	131	171	92	88-0	19	74	18	440	110.0	118

PLAYER	G-GS	MIN	FG-FGA	PCT	3FG-FGA	PCT	FT-FTA	PCT	OFF	DEF	TOT	AST	PF-DQ	STL	TO	BLK	PTS	AVG	HI
Towns	4-4	156	33-72	.458	8-20	.400	19-22	.864	18	31	49	9	16-0	4	5	6	93	23.3	32
Butler	4-4	151	31-73	.425	1-10	.100	29-34	.853	7	15	22	15	7-0	7	6	3	92	23.0	32
Wiggins	4-4	146	31-73	.425	7-17	.412	9-15	.600	6	5	11	5	9-0	7	6	2	78	19.5	27
Gibson	4-4	148	26-45	.578	0-3	.000	7-10	.700	19	25	44	4	10-0	4	4	3	59	14.8	18
Teague	3-3	99	16-33	.485	2-7	.286	3-5	.600	3	10	13	19	9-0	5	11	4	37	12.3	17
Dieng	3-0	59	8-18	.444	3-6	.500	4-4	1.000	5	10	15	5	8-0	2	2	3	23	7.7	11
Jones	4-1	83	10-16	.625	4-6	.667	4-4	1.000	0	5	5	12	6-0	11	0	2	28	7.0	10
Bjelica	1-0	20	3-7	.429	0-3	.000	0-0	—	2	5	7	1	3-0	1	1	0	6	6.0	6
Brooks	1-0	9	2-2	1.000	1-1	1.000	0-0	—	0	0	0	0	1-0	0	1	0	5	5.0	5
Muhammad	2-0	16	3-5	.600	0-1	.000	3-4	.750	0	4	4	1	2-0	0	1	0	9	4.5	9
Crawford	4-0	60	6-22	.273	2-9	.222	3-3	1.000	1	2	3	7	5-0	1	4	0	17	4.3	11
Georges-Hunt	2-0	11	1-2	.500	0-1	.000	1-4	.250	0	0	0	1	3-0	2	0	0	3	1.5	2
TIMBERWOLVES	4	960	170-368	.462	28-84	.333	82-105	.781	61	112	173	79	75-0	44	46	23	450	112.5	119

Series Scores & Summary

Date	Site	Final	W/L	Date	Site	Final	W/L	Date	Site	Final	W/L	Date	Site	Final	W/L
12/29/89	Min	118-101	W	1/24/95	Min	100-85	W	1/23/01	Min	73-82	L	1/21/07	Phx	131-102	W
1/18/90	Phx	113-96	W	3/31/95	Phx	106-96	W	2/14/01	Phx	104-96	W	1/29/07	Min	112-121	L
3/10/90*	Min	101-98	W	12/1/95	Phx	111-105	W	4/6/01	Min	88-101	L	2/23/07	Min	116-104	W
3/23/90	Phx	120-99	W	1/4/96	Phx	93-98	L	1/18/02*	Phx	103-100	W	3/20/07	Phx	108-90	W
12/19/90	Phx	112-96	W	1/24/96	Min	101-91	W	2/13/02	Min	92-107	L	12/8/07	Min	93-100	L
1/7/91	Min	119-106	W	2/28/96	Min	117-93	W	3/8/02	Phx	81-76	W	1/18/08	Phx	115-95	W
3/10/91	Min	123-109	W	11/5/96	Phx	95-98	L	4/6/02	Min	104-108	L	1/23/08	Min	107-117	L
3/26/91	Phx	117-95	W	12/13/96	Min	105-108	L	12/30/02	Min	98-104	L	4/4/08	Phx	117-88	W
12/3/91	Min	101-95	W	2/16/97	Min	96-107	L	2/23/03	Min	97-99	L	11/26/08	Min	110-102	W
1/13/92	Phx	131-111	W	4/8/97	Phx	115-107	W	3/9/03	Phx	98-105	L	1/16/09	Phx	103-105	L
3/15/92	Min	118-113	W	11/18/97	Phx	90-108	L	4/5/03	Phx	111-94	W	4/11/09	Min	110-97	W
3/21/92	Phx	121-105	W	12/13/97	Min	101-112	L	12/3/03	Phx	79-92	L	11/1/09	Phx	120-112	W
11/14/92	Min	108-101	W	1/7/98	Min	92-77	W	1/25/04	Min	95-99	L	11/27/09	Min	120-95	W
1/27/93*	Min	117-116	W	3/25/98	Phx	97-99	L	2/17/04	Min	95-110	L	3/16/10	Phx	152-114	W
2/3/93	Phx	122-102	W	4/7/99	Phx	90-82	W	3/19/04	Phx	80-93	L	3/28/10	Min	111-105	W
4/14/93	Phx	98-84	W	4/28/99	Min	92-97	L	12/3/04	Phx	93-97	L	12/15/10	Phx	128-122	W
1/7/94	Min	110-103	W	5/5/99	Phx	100-96	W	1/4/05	Min	122-115	W	4/6/11	Min	108-98	W
2/9/94	Phx	111-106	W	11/13/99	Min	100-110	L	2/2/05	Min	108-79	W	4/11/11*	Phx	135-127	W
2/24/94	Min	120-101	W	2/10/00	Phx	101-85	W	4/1/05	Phx	107-98	W	3/1/12	Phx	104-95	W
3/4/94	Phx	106-101	W	3/14/00	Phx	107-100	W	12/26/05	Min	103-89	W	3/12/12	Phx	124-127	L
11/16/94	Phx	105-90	W	4/2/00	Min	87-86	W	2/6/06	Phx	101-103	L	4/9/12	Min	114-90	W
12/10/94	Min	103-89	W	1/7/01	Phx	88-108	L	3/11/06	Phx	110-102	W	12/29/12	Min	107-111	L

*Overtime

Suns Players Career Statistics vs. Timberwolves

PLAYER	G-GS	MIN	FG-FGA	PCT	3FG-FGA	PCT	FT-FTA	PCT	OFF	DEF	TOT	AST	PF-DQ	STL	TO	BLK	PTS	AVG	HI
Anderson	25-11	675	128-299	.428	76-191	.398	52-61	.852	42	83	125	25	65-0	24	20	11	384	15.4	31
Ariza	33-21	982	138-313	.441	53-148	.358	65-80	.813	31	100	131	78	67-0	49	38	12	394	11.9	21
Bender	5-0	100	15-31	.484	12-23	.522	2-4	.500	0	4	4	2	8-0	2	2	1	44	8.8	17
Booker	8-7	271	53-119	.445	14-33	.424	31-35	.886	2	20	22	27	29-0	3	25	3	151	18.9	35
Canaan	9-1	176	20-58	.345	9-33	.273	22-24	.917	1	13	14	26	16-0	5	12	1	71	7.9	15
Chandler	37-28	1029	115-171	.673	0-0	—	73-107	.682	111	226	337	41	115-3	14	43	46	303	8.2	22
Daniels	7-0	128	21-49	.429	16-37	.432	4-5	.800	0	1	1	4	9-0	0	6	0	62	8.9	18
Holmes	4-1	63	16-27	.593	1-5	.200	5-6	.833	2	14	16	2	5-0	2	5	3	38	9.5	17
Jackson	4-3	83	13-37	.351	2-13	.154	9-18	.500	7	12	19	8	14-0	1	11	1	37	9.3	13
Warren	11-5	259	58-125	.464	0-12	.000	19-25	.760	15	27	42	8	27-0	9	10	4	135	12.3	35

Series Highlights & Top Performances

The Suns won the first 25 games in the series and have won 31 of the last 49 matchups... Nov. 11, 2017, **Devin Booker** and **T.J. Warren** each scored 35 points. The last time two Suns players scored 35 points or more in the same game were **Steve Nash** (36) and **Amar'e Stoudemire** (41) on March 31, 2008... March 28, 2010, **Leandro Barbosa** became just the third Sun in franchise history to reach 700 three-pointers made in a Phoenix uniform (Nash, Majerle)... The Wolves' 121-112 win on Jan. 29, 2007 snapped the Suns' franchise-record 17-game win streak... Minnesota claimed its first-ever series win Jan. 4, 1996 with a 98-93 road victory... Jan. 27, 1993 in Minnesota, **Charles Barkley** grabbed a series-high 24 rebounds... Jan. 18, 1990 in Phoenix, **Kevin Johnson** dished out a series-best 17 assists.

By The Numbers:

Suns vs. Minnesota 2017-2018: 2-2

11/11/17 at Phoenix: Suns 118, Wolves 110

11/26/17 at Minnesota: Wolves 119, Suns 108

12/16/17 at Minnesota: Suns 108, Wolves 106

12/23/17 at Phoenix: Wolves 115, Suns 106

Suns largest margin of victory: 38 (152-114, 3/16/10)

Suns high point total: 152 (3/16/10)

Suns low point total: 73 (1/23/01)

Wolves largest margin of victory: 31 (117-86, 3/22/13)

Wolves high point total: 127 (4/11/11*)

Wolves low point total: 76 (3/8/02)

All-Time Series Results:

Suns vs. Wolves at Phoenix: 39-17

Suns vs. Wolves at Minnesota: 30-23

Suns vs. Wolves overall: 69-40

Suns last win: 11/11/17 (118-110)

Suns last loss: 12/23/17 (115-106)

Streaks: Lost one

AWAY
12/16/17 (108-106)

11/26/17 (119-108)

Won one

New Orleans Pelicans



5800 Airline Drive
Metairie, LA 70003
(504) 593-4700
Fax: (504) 593-4702
www.pelicans.com

2018-2019 vs. Suns:

November 10 at New Orleans
March 1 at Phoenix
March 16 at New Orleans
April 5 at Phoenix

2017-2018 Finish:

48-34 (.585)

Second in Southwest Division

Playoffs:

Defeated Portland 4-0
Lost to Golden State 4-1

Owner	Gayle Benson
President	Dennis Lauscha
Executive Vice President	Mickey Loomis
General Manager	Dell Demps
Head Coach	Alvin Gentry
Associate Head Coach	Darren Erman
Assistant Coaches	Chris Finch, Fred Vinson, Kevin Hanson, Mike Penberthy, Joe Boylan
Head Athletic Trainer	Dr. Misty Suri
Sr. VP of Communications/Broadcasting	Greg Bensel
Director of Basketball Communications	Matt Ryan
Basketball Communications Manager	Will McClaran
Basketball Comm. & Broadcasting Coord.	Chris Trahan
Home Court	Smoothie King Center (16,867, built in 2002)
Team Colors	Blue, Gold, Red
Radio	WRNO (99.5 FM) Sean Kelley, John DeShazier, Danielle Sallerson
TV	Fox Sports New Orleans (Cable), Joel Meyers, David Wesley, Jen Hale

2017-2018 Regular Season Stats – Suns vs. Pelicans

PLAYER	G-GS	MIN	FG-FGA	PCT	3FG-FGA	PCT	FT-FTA	PCT	OFF	DEF	TOT	AST	PF-DQ	STL	TO	BLK	PTS	AVG	HI
Booker	2-2	73	18-41	.439	3-15	.200	14-16	.875	0	13	13	8	5-0	2	9	0	53	26.5	40
Warren	2-2	72	16-35	.457	1-2	.500	8-8	1.000	3	5	8	1	5-0	2	3	5	41	20.5	23
Jackson	3-1	83	19-54	.352	0-10	.000	18-24	.750	15	13	28	4	9-0	5	5	1	56	18.7	22
Payton (TOT)	2-2	65	15-30	.500	0-1	.000	4-6	.667	6	6	12	11	4-0	2	9	0	34	17.0	18
Payton (PHO)	1-1	36	7-17	.412	0-1	.000	2-2	1.000	4	3	7	5	3-0	2	5	0	16	16.0	16
Utis	2-2	56	15-28	.536	3-6	.500	0-0	—	0	5	5	6	3-0	4	4	0	33	16.5	17
Chandler	1-1	28	6-7	.857	0-0	—	2-2	1.000	3	6	9	0	1-0	1	1	0	14	14.0	14
Chriss	3-1	58	11-25	.440	2-8	.250	8-11	.727	6	11	17	2	12-1	1	5	4	32	10.7	23
Bender	3-2	75	9-21	.429	7-15	.467	0-1	.000	2	14	16	8	7-1	0	4	1	25	8.3	14
Harrison	2-0	31	5-10	.500	1-1	1.000	2-2	1.000	1	4	5	5	1-0	2	0	0	13	6.5	13
House	1-1	35	2-9	.222	0-4	.000	1-2	.500	0	3	3	3	1-0	0	1	2	5	5.0	5
Reed	1-0	19	2-7	.286	1-5	.200	0-0	—	0	3	3	2	0-0	0	0	0	5	5.0	5
James	1-0	16	2-8	.250	0-1	.000	0-0	—	0	4	4	4	0-0	3	2	0	4	4.0	4
Len	3-1	59	4-12	.333	0-1	.000	3-6	.500	5	13	18	4	13-1	1	2	2	11	3.7	5
Jones	1-0	6	0-0	—	0-0	—	2-2	1.000	0	1	1	0	0-0	0	0	0	2	2.0	2
Daniels	2-0	35	0-5	.000	0-5	.000	0-0	—	0	3	3	2	3-0	2	0	0	0	0.0	0
Dudley	2-0	13	0-3	.000	0-1	.000	0-0	—	0	2	2	0	0-0	1	0	0	0	0.0	0
Monroe	1-1	12	0-1	.000	0-0	—	0-0	—	2	2	4	1	3-0	0	2	0	0	0.0	0
Peters	1-0	11	0-2	.000	0-2	.000	0-0	—	0	1	1	0	3-0	0	1	0	0	0.0	0
SUNS	3	720	116-285	.407	18-77	.234	60-76	.789	41	106	147	55	69-3	26	45	15	310	103.3	116

PLAYER	G-GS	MIN	FG-FGA	PCT	3FG-FGA	PCT	FT-FTA	PCT	OFF	DEF	TOT	AST	PF-DQ	STL	TO	BLK	PTS	AVG	HI
Davis	3-3	99	36-64	.563	2-5	.400	35-44	.795	13	25	38	8	5-0	3	2	9	109	36.3	53
Mirotic (NO)	2-1	60	15-38	.395	7-20	.350	4-4	1.000	5	19	24	3	5-0	1	1	2	41	20.5	31
Holiday	3-3	92	22-41	.537	7-13	.538	9-12	.750	3	5	8	19	6-0	9	6	3	60	20.0	22
Cousins	1-1	30	6-12	.500	2-4	.500	5-8	.625	2	8	10	6	2-0	2	6	0	19	19.0	19
Crawford	1-0	9	4-7	.571	4-7	.571	1-1	1.000	0	0	0	2	1-0	1	1	0	13	13.0	13
Cunningham	1-0	21	4-5	.800	1-2	.500	0-0	—	0	4	4	0	2-0	0	0	1	9	9.0	9
Okafor	2-1	25	6-6	1.000	0-0	—	4-5	.800	0	5	5	1	3-0	1	0	1	16	8.0	14
Miller	3-0	85	8-23	.348	5-17	.294	1-2	.500	2	14	16	8	9-0	3	5	0	22	7.3	10
Clark	2-0	30	5-13	.385	2-6	.333	1-2	.500	0	1	1	1	3-0	1	3	0	13	6.5	7
Moore	3-3	78	8-21	.381	2-7	.286	1-2	.500	1	7	8	4	4-0	2	3	0	19	6.3	7
Allien	1-0	11	3-6	.500	0-0	—	0-0	—	2	2	4	0	3-0	0	1	0	6	6.0	6
Asik	1-0	11	2-5	.400	0-0	—	0-0	—	1	0	1	0	2-0	0	0	0	6	6.0	6
Rondo	3-3	85	8-24	.333	0-7	.000	2-2	1.000	1	11	12	23	8-0	2	9	2	18	6.0	6
Diallo	2-0	23	2-3	.667	0-0	—	0-0	—	2	8	10	0	5-0	0	4	1	4	2.0	2
Lemon	1-0	5	1-1	1.000	0-0	—	0-0	—	0	0	0	0	1-0	0	1	0	2	2.0	2
Nelson	1-0	23	1-5	.200	0-2	.000	0-0	—	2	2	4	8	1-0	1	1	0	2	2.0	2
Liggins (TOT)	3-0	55	2-6	.333	1-3	.333	0-0	—	1	6	7	5	5-0	5	1	2	5	1.7	3
Liggins (NO)	2-0	14	1-3	.333	1-1	1.000	0-0	—	0	1	1	3	0-0	0	0	0	3	1.5	3
Cooke	1-0	4	0-1	.000	0-0	—	0-0	—	0	0	0	0	0-0	0	0	0	0	0.0	0
Hill	1-0	16	0-3	.000	0-2	.000	0-0	—	1	3	4	2	2-0	0	1	0	0	0.0	0
PELICANS	3	720	133-281	.473	33-93	.355	63-82	.768	35	115	150	88	62-0	26	44	19	362	120.7	125

Series Scores & Summary

Date	Site	Final	W/L	Date	Site	Final	W/L	Date	Site	Final	W/L	Date	Site	Final	W/L
1/20/03	N.O.#	102-114	L	4/6/07	N.O.%	103-95	W	3/25/11	Phx	100-106	L	3/19/15	Phx	74-72	W
3/1/03	Phx	92-97	L	12/15/07	N.O.	98-101	L	4/8/11	N.O.	97-109	L	4/10/15	N.O.	75-90	L
12/11/03	Phx	101-111	L	1/5/08	Phx	113-118	L	12/26/11	Phx	84-85	L	11/22/15	N.O.	116-122	L
3/26/04	N.O.	99-94	W	2/6/08**	Phx	130-132	L	12/30/11	N.O.	93-78	W	11/25/15	Phx	114-120	L
11/17/04	N.O.	95-84	W	2/27/08	N.O.	103-120	L	2/1/12	N.O.	120-103	W	12/18/15	Phx	104-88	W
11/26/04	Phx	95-86	W	10/30/08	Phx	95-108	L	4/1/12	Phx	92-75	W	4/9/16	N.O.	121-100	W
12/29/04	N.O.	107-96	W	12/3/08	N.O.	91-104	L	11/23/12*	Phx	111-108	W	11/4/16*	N.O.	112-111	W
4/12/05	Phx	99-85	W	4/8/09	N.O.	105-100	W	2/6/13	N.O.	84-93	L	12/11/16*	Phx	119-120	L
12/12/05	Phx	87-91	L	11/11/09	Phx	124-104	W	4/7/13	Phx	92-95	L	2/6/17	N.O.	106-111	L
12/16/05	N.O.+	101-88	W	11/19/09	N.O.	103-110	L	11/5/13^	N.O.	104-98	W	2/13/17	Phx	108-110	L
3/6/06	N.O.%	101-88	W	2/1/10	N.O.	109-100	W	11/10/13	Phx	101-94	W	11/24/17	Phx	91-115	L
4/17/06	Phx	115-78	W	3/14/10	Phx	120-106	W	2/28/14	Phx	116-104	W	2/26/18	N.O.	116-125	L
11/22/06	Phx	92-83	W	1/30/11	Phx	104-102	W	4/9/14	N.O.	94-88	W	4/6/18	N.O.	103-122	L
3/9/07	Phx	104-103	W	3/16/11	N.O.	95-100	L	12/30/14	N.O.	106-110	L				

*Overtime

**Double Overtime

New Orleans Hornets

+Baton Rouge

% Oklahoma City

^New Orleans Pelicans

Suns Players Career Statistics vs. Pelicans

PLAYER	G-GS	MIN	FG-FGA	PCT	3FG-FGA	PCT	FT-FTA	PCT	OFF	DEF	TOT	AST	PF-DQ	STL	TO	BLK	PTS	AVG	HI
Anderson	12-8	262	34-89	.382	21-60	.350	6-6	1.000	16	37	53	3	27-0	5	10	5	95	7.9	17
Ariza	33-23	1002	140-320	.438	52-159	.327	38-53	.717	33	142	175	77	61-0	41	53	11	370	11.2	31
Bender	4-2	81	9-23	.391	7-17	.412	0-1	.000	3	14	17	8	7-1	0	4	1	25	6.3	14
Booker	9-7	279	65-139	.468	14-50	.280	34-38	.895	1	33	34	30	26-1	7	29	4	178	19.8	40
Canaan	6-1	103	14-35	.400	9-22	.409	3-5	.600	1	6	7	9	6-0	3	3	0	40	6.7	16
Chandler	29-25	783	77-128	.602	0-2	.000	76-114	.667	79	201	280	17	74-1	7	34	51	230	7.9	16
Daniels	9-1	201	29-65	.446	24-51	.471	4-4	1.000	2	14	16	13	11-0	2	7	0	86	9.6	29
Harrison	2-0	31	5-10	.500	1-1	1.000	2-2	1.000	1	4	5	5	1-0	2	0	0	13	6.5	13
Holmes	4-0	52	10-20	.500	0-2	.000	0-2	.000	5	15	20	3	9-0	1	1	4	20	5.0	12
Jackson	3-1	83	19-54	.352	0-10	.000	18-24	.750	15	13	28	4	9-0	5	5	1	56	18.7	22
Reed	1-0	19	2-7	.286	1-5	.200	0-0	—	0	3	3	2	0-0	0	0	0	5	5.0	5
Warren	10-5	295	52-121	.430	5-14	.357	21-23	.913	17	18	35	6	16-0	11	9	8	130	13.0	23

Series Highlights & Top Performances

Phoenix has won 12 of the last 24 games against New Orleans... April 9, 2016, **Devin Booker** became the fourth-youngest player (LeBron James, Kobe Bryant, Kevin Durant) in NBA history at 19 years and 162 days old to reach 1,000 points... March 19, 2015, Phoenix held the Pelicans to an opponent season-low 72 points...The Suns lead 25-19 overall with a 5-2 record against the team as the Pelicans and a 20-17 record against the team as the Hornets... Dec. 12, 2005 in Phoenix, **Steve Nash** tallied a series-best 16 assists... April 12, 2005 in Phoenix, **Shawn Marion** swatted a series-high six blocks in addition to posting 18 points and 17 rebounds.

By The Numbers:

Suns vs. New Orleans 2017-2018: 0-3

11/24/17 at Phoenix: Pelicans 115, Suns 91

2/26/18 at New Orleans: Pelicans 125, Suns 116

4/6/18 at Phoenix: Pelicans 122, Suns 103

All-Time Series Results:

Suns vs. Pelicans at Phoenix: 14-14

Suns vs. Pelicans on road: 14-13

Suns vs. Pelicans overall: 28-27

Suns largest margin of victory: 37 (115-78, 4/17/06)

Suns high point total: 130 (2/6/08**)

Suns low point total: 74 (3/19/15)

Pelicans largest margin of victory: 13 (10/30/08, 12/3/08)

Pelicans high point total: 132 (2/6/08***)

Pelicans low point total: 72 (3/19/15)

	HOME	AWAY
Suns last win:	12/18/15 (104-88)	11/4/16* (112-111)
Suns last loss:	4/6/18 (122-103)	2/26/18 (125-116)
Streaks:	Lost four	Lost two

New York Knicks



Madison Square Garden
Two Pennsylvania Plaza
New York, NY 10121-0091
(212) 465-6471
Fax: (212) 465-6498
www.nyknicks.com

2018-2019 vs. Suns:

December 17 at New York
 March 6 at Phoenix

2017-2018 Finish:

29-53 (.354)

Fourth in Atlantic Division

Playoffs:

Did not qualify

Executive Chairman

James L. Dolan

President

Steve Mills

General Manager

Scott Perry

Head Coach

David Fizdale

Assistant Coaches

Jud Buechler, Kaleb Canales,
 Howard Easley, Royal Inley,
 Keith Smart, Pat Sullivan

Head Athletic Trainer

Roger Hinds

Vice President, Public Relations

Daniel Sabreen

Director, Media Relations

Gregg Schwartz

Manager, Media Relations

Derek Lapinski

Coordinator, Media Relations

Shakeemah Simmons-Winter

Home Court

Madison Square Garden (19,812, built in 1968)

Team Colors

Orange, Blue, White

Radio

ESPN Radio (98.7 FM) Ed Cohen, Brendan Brown

TV

MSG Network (Cable)
 Mike Breen, Walt Frazier

2017-2018 Regular Season Stats – Suns vs. Knicks

PLAYER	G-GS	MIN	FG-FGA	PCT	3FG-FGA	PCT	FT-FTA	PCT	OFF	DEF	TOT	AST	PF-DQ	STL	TO	BLK	PTS	AVG	HI
Booker	2-2	59	14-31	.452	4-10	.400	14-14	1.000	1	5	6	4	7-0	3	6	0	46	23.0	34
Jackson	2-0	59	12-28	.429	3-7	.429	4-6	.667	3	7	10	1	6-0	3	0	0	31	15.5	18
Chandler	1-1	25	6-11	.545	0-0	—	3-4	.750	4	6	10	0	1-0	0	0	0	15	15.0	15
Warren	2-2	44	11-27	.407	2-4	.500	2-3	.667	5	2	7	0	1-0	0	2	1	26	13.0	20
Daniels	2-1	50	7-17	.412	6-14	.429	0-0	—	0	1	1	1	4-0	0	1	0	20	10.0	11
Len	1-0	23	2-5	.400	0-0	—	5-8	.625	4	3	7	0	3-0	0	1	1	9	9.0	9
Dudley	1-0	22	2-4	.500	1-2	.500	2-2	1.000	0	1	1	4	3-0	2	1	0	7	7.0	7
Monroe (PHO)	1-1	26	3-6	.500	0-0	—	1-2	.500	2	8	10	1	1-0	0	3	0	7	7.0	7
Ulis	2-0	36	3-14	.214	0-2	.000	3-4	.750	3	2	5	6	1-0	1	3	0	9	4.5	7
Chriss	2-2	36	3-19	.158	2-8	.250	0-2	.000	5	8	13	1	9-1	1	0	1	8	4.0	5
Bender	2-0	44	2-8	.250	1-7	.143	2-2	1.000	1	8	9	1	7-0	0	4	2	7	3.5	7
House	1-0	5	1-3	.333	1-2	.500	0-0	—	1	1	2	0	1-0	0	0	0	3	3.0	3
Canaan (PHO)	1-0	20	1-6	.167	0-2	.000	0-0	—	1	2	3	4	4-0	0	2	0	2	2.0	2
James	1-1	25	0-9	.000	0-4	.000	2-3	.667	0	3	3	8	0-0	3	0	1	2	2.0	2
Jones	1-0	2	0-0	—	0-0	—	0-0	—	1	0	1	0	0-0	0	1	0	0	0.0	0
Peters	1-0	5	0-3	.000	0-3	.000	0-0	—	1	0	1	1	1-0	0	0	0	0	0.0	0
SUNS	2	480	67-191	.351	20-65	.308	38-50	.760	32	57	89	32	49-1	13	25	6	192	96.0	107

PLAYER	G-GS	MIN	FG-FGA	PCT	3FG-FGA	PCT	FT-FTA	PCT	OFF	DEF	TOT	AST	PF-DQ	STL	TO	BLK	PTS	AVG	HI
Porzingis	2-2	59	19-33	.576	4-6	.667	14-19	.737	3	11	14	2	3-0	1	3	6	56	28.0	37
Burke	1-0	18	8-14	.571	2-4	.500	0-0	—	0	1	1	3	1-0	0	2	0	18	18.0	18
Hardaway	2-2	67	12-28	.429	4-16	.250	8-8	1.000	0	10	10	7	6-0	3	2	1	36	18.0	21
Kanter	2-2	61	15-22	.682	0-0	—	6-7	.857	8	17	25	4	7-0	1	2	2	36	18.0	20
Lee	2-2	61	8-23	.348	4-12	.333	1-2	.500	1	8	9	8	7-0	3	4	1	21	10.5	11
Beasley	2-0	35	8-14	.571	1-1	1.000	1-1	1.000	3	7	10	1	3-0	2	2	0	18	9.0	11
McDermott	2-0	29	6-12	.500	1-5	.200	1-1	1.000	0	3	3	1	3-0	0	2	0	14	7.0	12
Jack	2-2	51	2-10	.200	0-4	.000	4-5	.800	0	9	9	13	4-0	0	3	0	8	4.0	6
O'Quinn	2-0	33	3-7	.429	0-0	—	2-2	1.000	3	4	7	5	5-0	1	3	6	8	4.0	4
Thomas	2-0	30	3-4	.750	1-2	.500	0-0	—	1	6	7	1	2-0	1	2	1	7	3.5	5
Ntilikina	2-0	28	2-4	.500	0-1	.000	1-2	.500	0	0	0	3	2-0	0	3	0	5	2.5	3
Baker	1-0	4	0-0	—	0-0	—	0-0	—	0	3	3	1	1-0	0	0	0	0	0.0	0
Hernangomez	1-0	4	0-1	.000	0-0	—	0-0	—	0	0	0	0	0-0	0	0	0	0	0.0	0
KNICKS	2	480	86-172	.500	17-51	.333	38-47	.809	19	79	98	49	44-0	12	29	17	227	113.5	120

Series Scores & Summary

Date	Site	Final	%A	Date	Site	Final	%A	Date	Site	Final	%A	Date	Site	Final	%A
10/24/68	Phx	109-92	W	12/11/73	N.Y.	97-105	L	1/26/81	N.Y.	99-94	W	1/25/94	N.Y.	96-98	L
12/10/68	N.Y.	106-111	L	1/19/74	Phx	112-89	W	2/15/81	Phx	101-115	L	2/27/94	Phx	92-78	W
1/9/69	Phx	120-134	L	2/5/74	N.Y.	90-106	L	1/14/82	Phx	90-89	W	12/16/94	Phx	106-85	W
2/12/69	N.Y.	105-112	L	3/20/74*	Phx	104-106	L	2/19/82	N.Y.	104-90	W	1/29/95	N.Y.	88-107	L
3/7/69	N.Y.	87-119	L	1/2/75	N.Y.	113-117	L	1/4/83	N.Y.	97-85	W	11/7/95	N.Y.	102-94	W
3/21/69	Phx	104-139	L	1/11/75	Phx	113-107	W	4/2/83	Phx	115-108	W	2/25/96	Phx	113-105	W
10/22/69	N.Y.	116-140	L	3/11/75	N.Y.	98-103	L	12/8/83	Phx	120-97	W	1/18/97	Phx	105-98	W
11/4/69	Phx	99-116	L	3/19/75	Phx	96-101	L	3/13/84	N.Y.	96-117	L	2/18/97	N.Y.	94-95	L
11/22/69	N.Y.	114-128	L	1/11/75	Phx	112-81	W	1/30/85	Phx	110-93	W	11/6/97	Phx	75-105	L
12/28/69	Phx	116-135	L	12/30/75	N.Y.	88-114	L	3/12/85	N.Y.	123-119	W	11/29/97	N.Y.	80-102	L
1/12/70	Salt Lake	114-130	L	1/11/76	Phx	98-99	L	1/12/85	N.Y.	93-103	L	3/26/99	Phx	87-94	L
2/24/70	N.Y.	105-121	L	3/30/76	N.Y.	113-97	L	1/31/86	Phx	112-117	L	11/19/99	Phx	96-81	W
11/17/70	N.Y.	100-103	L	12/11/76	N.Y.	96-112	L	1/11/86	N.Y.	105-111	L	2/25/00	N.Y.	79-84	L
12/20/70	Phx	118-133	L	1/8/77	N.Y.	95-102	L	12/2/86	Phx	124-100	W	11/17/00	Phx	85-90	L
1/14/71	Phx	107-88	W	1/19/77	Phx	97-90	W	12/3/87	Phx	120-114	W	2/23/01*	N.Y.	88-84	W
2/13/71	N.Y.	97-114	L	3/16/77	Phx	124-91	W	1/5/88	N.Y.	100-95	W	11/21/01	Phx	96-72	W
3/18/71*	Phx	123-131	L	12/20/77	Phx	110-99	W	1/27/89	Phx	132-130	W	1/24/02	N.Y.	91-96	L
11/16/71	N.Y.	111-112	L	1/19/78	Phx	134-114	W	3/7/89	N.Y.	119-124	L	1/26/03	N.Y.	98-106	L
12/14/71	N.Y.	110-100	W	2/25/78	N.Y.	115-122	L	12/2/89	Phx	112-122	L	2/14/03	Phx	115-116	L
1/20/72	Phx	130-109	W	3/23/78	Phx	120-108	W	1/2/90	N.Y.	113-99	W	1/31/04	N.Y.	105-110	L
3/11/72	N.Y.	110-106	W	10/31/78	Phx	120-108	W	1/26/91	Phx	112-94	W	2/25/04	Phx	113-95	W
3/11/72	N.Y.	111-106	W	1/21/79	N.Y.	114-102	W	3/5/91	N.Y.	107-102	W	1/25/05	N.Y.	133-118	W
11/14/72	N.Y.	97-103	L	1/26/79	Phx	108-107	W	1/5/92*	N.Y.	104-108	L	2/5/05	Phx	114-106	W
12/19/72	Phx	117-84	W	2/20/79	N.Y.	117-107	W	2/24/92	Phx	104-95	W	12/19/05	Phx	85-81	W
1/16/73	Phx	101-102	L	12/4/79	N.Y.	114-118	L	1/16/93	N.Y.	103-106	L	12/10/06**	N.Y.	133-140	L
3/13/73	N.Y.	111-115	L	1/23/80	Phx	109-119	L	3/23/93	Phx	121-92	W	12/29/06	Phx	108-86	W

*Overtime **Double Overtime ***Triple Overtime

Suns Players Career Statistics vs. Knicks

PLAYER	G-GS	MIN	FG-FGA	PCT	3FG-FGA	PCT	FT-FTA	PCT	OFF	DEF	TOT	AST	PF-DQ	STL	TO	BLK	PTS	AVG	HI
Anderson	22-8	525	102-224	.455	56-138	.406	34-38	.895	38	72	110	17	38-0	10	24	7	294	13.4	31
Ariza	23-16	703	108-234	.462	39-106	.368	41-50	.820	24	91	115	49	42-0	33	27	6	296	12.9	25
Bender	4-0	63	3-13	.231	2-12	.167	2-2	1.000	1	9	10	1	14-0	0	5	2	10	2.5	7
Booker	6-6	197	49-111	.441	14-33	.424	25-27	.926	3	8	11	10	20-0	4	16	2	137	22.8	34
Canaan	8-3	170	22-65	.338	13-36	.361	11-13	.846	4	11	15	18	16-0	3	9	0	68	8.5	16
Chandler	32-24	929	99-183	.541	0-0	—	75-111	.676	118	230	348	25	97-4	17	52	45	273	8.5	17
Daniels	5-1	79	10-28	.357	7-21	.333	2-2	1.000	0	1	1	2	11-0	0	1	0	29	5.8	11
Holmes	7-1	145	29-44	.659	1-5	.200	12-17	.706	9	20	29	2	15-0	3	2	6	71	10.1	15
Jackson	2-0	59	12-28	.429	3-7	.429	4-6	.667	3	7	10	1	6-0	3	0	0	31	15.5	18
Warren	5-3	109	20-45	.444	3-6	.500	5-7	.714	11	4	15	3	6-0	0	3	2	48	9.6	20

Series Highlights & Top Performances

Phoenix has won 17 of the last 28 contests, including 10 of the last 14 games at Talking Stick Resort Arena... Dec. 29, 2006, **Steve Nash** scored his 10,000th career point on a three-pointer in the first quarter... March 23, 1993, at USAC, the Knicks and the Suns made NBA history for the most suspensions and fines issued in one game (21 players, \$300,000) due to a bench-clearing brawl that ensued when **Doc Rivers** charged **Kevin Johnson** after he retaliated for an earlier foul by Rivers... Both teams were left short handed as **KJ**, **Danny Ainge**, **Greg Anthony**, **Anthony Mason** and Rivers were all ejected from the game. The Suns won 121-92... March 7, 1989 at MSG, **Patrick Ewing** scored a series-high 40 points... Also in that game, **KJ** and **Tom Chambers** each scored 31, the only time in series history that two players from the same club reached the 30-point mark... Feb. 25, 1978 in New York, **Bob McAdoo** had a series-high 23 rebounds... Feb. 24, 1970 in New York, **Connie Hawkins** grabbed a Suns series-high 21 rebounds.

By The Numbers:

Suns vs. New York 2017-2018: 0-2

11/3/17 at New York: Knicks 120, Suns 107

1/26/18 at Phoenix: Knicks 107, Suns 85

All-Time Series Results:

Suns vs. Knicks at Phoenix: 40-23

Suns vs. Knicks at New York: 22-41

Suns vs. Knicks overall: 62-64

Suns largest margin of victory: 36 (132-96, 3/26/10)

Suns high point total: 134 (1/19/78)

Suns low point total: 75 (11/6/97)

Knicks largest margin of victory: 35 (139-104, 3/21/69)

Knicks high point total: 140 (1/2/06 3ot, 10/21/69)

Knicks low point total: 72 (11/21/01)

	HOME	AWAY
Suns last win:	12/13/16* (113-111)	1/21/17 (107-105)
Suns last loss:	1/26/18 (107-85)	11/3/17 (120-107)
Streaks:	Lost one	Lost one

Oklahoma City Thunder



208 Thunder Dr.
Oklahoma City, OK 73102
(405) 208-4800
Fax: (405) 429-7900
www.okcthunder.com

2018-2019 vs. Suns:

October 28 at Oklahoma City
November 12 at Oklahoma City
November 17 at Phoenix
December 28 at Phoenix

2017-2018 Finish:

48-34 (.585)

Second in Northwest Division

Playoffs:

Lost to Utah 4-2

Chairman	Clay Bennett
Exec. Vice President/General Manager	Sam Presti
Head Coach	Billy Donovan
Assistant Coaches	Bob Beyer, Mark Bryant, Vin Bhavnani, Maurice Cheeks, Darko Rajakovic
Head Athletic Trainer	TBD
VP of Basketball Comm. & Engagement	Matt Tumbleson
Sr. Basketball Communications Lead	John Read
Basketball Communications Coordinators	Laila Wana, Shelby Willingham
Home Court	Chesapeake Energy Arena (18,203, built in 2008)
Team Colors	Blue, Red, Yellow, Dark Blue
Radio	WWLS (98.1 FM/640 AM) Matt Pinto WKY (930 AM Spanish) Eleno Ornelas
TV	Fox Sports Oklahoma (Cable) Michael Cage, Lesley McCaslin, Nick Gallo

2017-2018 Regular Season Stats – Suns vs. Thunder

PLAYER	G-GS	MIN	FG-FGA	PCT	3FG-FGA	PCT	FT-FTA	PCT	OFF	DEF	TOT	AST	PF-DQ	STL	TO	BLK	PTS	AVG	HI
Booker	3-3	104	32-67	.478	15-29	.517	16-19	.842	1	13	14	13	10-0	1	12	1	95	31.7	39
Warren	2-2	73	17-34	.500	0-1	.000	8-9	.889	5	4	9	2	3-0	0	2	1	42	21.0	23
Payton (TOT)	3-3	100	17-39	.436	0-3	.000	9-12	.750	2	18	20	20	13-0	8	6	3	43	14.3	19
Payton (PHO)	2-2	69	9-29	.310	0-3	.000	6-7	.857	2	13	15	14	9-0	4	4	2	24	12.0	18
Jackson	3-1	69	16-42	.381	4-13	.308	6-10	.600	6	11	17	11	8-0	3	3	1	42	14.0	19
Chandler	2-2	50	8-11	.727	0-0	—	2-2	1.000	8	10	18	2	3-0	1	3	1	18	9.0	10
Peters	1-0	10	3-5	.600	2-4	.500	0-0	—	0	2	2	0	1-0	0	0	0	8	8.0	8
Bender	3-2	108	8-14	.571	7-11	.636	0-0	—	1	14	15	9	7-0	1	3	4	23	7.7	20
Ulis	1-1	32	3-8	.375	1-5	.200	0-0	—	0	0	0	5	3-0	2	0	1	7	7.0	7
Daniels	3-0	67	5-29	.172	5-23	.217	3-3	1.000	1	8	9	1	5-0	2	3	1	18	6.0	9
Harrison	2-0	20	3-6	.500	0-1	.000	3-3	1.000	1	3	4	3	3-0	1	1	1	9	4.5	9
Chriss	3-1	47	4-13	.308	1-7	.143	3-4	.750	1	7	8	2	4-0	3	0	2	12	4.0	5
Len	3-1	41	5-8	.625	0-0	—	1-2	.500	6	8	14	1	9-0	2	1	7	11	3.7	7
Dudley	2-0	14	2-3	.667	2-2	1.000	0-0	—	0	2	2	1	3-0	0	1	0	6	3.0	6
Reed	1-0	16	1-7	.143	0-2	.000	0-0	—	0	3	3	1	1-0	0	0	0	2	2.0	2
SUNS	3	720	116-276	.420	37-101	.366	48-59	.814	32	98	130	65	69-0	20	39	22	317	105.7	116
PLAYER	G-GS	MIN	FG-FGA	PCT	3FG-FGA	PCT	FT-FTA	PCT	OFF	DEF	TOT	AST	PF-DQ	STL	TO	BLK	PTS	AVG	HI
Westbrook	3-3	103	38-60	.633	3-5	.600	17-25	.680	10	22	32	28	5-0	3	13	1	96	32.0	43
George	3-3	100	18-46	.391	10-24	.417	14-17	.824	0	17	17	13	9-0	3	10	4	60	20.0	21
Adams	3-3	95	21-27	.778	0-0	—	3-10	.300	9	15	24	4	6-0	3	4	8	45	15.0	18
Anthony	3-3	89	16-43	.372	4-15	.267	3-5	.600	4	12	16	4	6-0	2	3	1	39	13.0	14
Brewer (TOT)	5-2	101	16-31	.516	3-7	.429	9-11	.818	3	10	13	5	13-0	6	3	1	44	8.8	17
Brewer (OKC)	1-1	28	6-11	.545	2-4	.500	3-3	1.000	0	4	4	1	2-0	1	2	0	17	17.0	17
Grant	3-0	58	5-15	.333	1-5	.200	7-10	.700	3	10	13	0	8-0	1	1	4	18	6.0	11
Felton	3-0	47	6-16	.375	3-12	.250	0-0	—	0	6	6	6	3-0	0	4	2	15	5.0	7
Abrines	3-0	23	4-8	.500	4-8	.500	0-0	—	0	2	2	1	4-0	1	1	1	12	4.0	6
Collison	1-0	4	2-2	1.000	0-0	—	0-0	—	0	1	1	0	0-0	0	0	0	4	4.0	4
Ferguson	3-1	38	5-10	.500	2-6	.333	0-0	—	0	1	1	2	9-1	4	0	1	12	4.0	8
Patterson	3-0	55	3-9	.333	2-6	.333	3-4	.750	1	6	7	4	2-0	0	2	2	11	3.7	8
Huestis	3-1	74	3-13	.231	1-9	.111	1-3	.333	3	13	16	3	2-0	0	0	4	8	2.7	3
Johnson	2-0	5	1-1	1.000	0-0	—	0-0	—	0	0	0	0	1-0	0	0	1	2	1.0	2
Singler	1-0	3	0-1	.000	0-0	—	0-0	—	0	0	0	0	0-0	0	0	0	0	0.0	0
THUNDER	3	720	128-262	.489	32-94	.340	51-77	.662	30	109	139	66	57-1	18	41	29	339	113.0	124

Series Scores & Summary

Date	Site	Final	*A	Date	Site	Final	*A	Date	Site	Final	*A	Date	Site	Final	*A	Date	Site	Final	*A
10/18/68	Phx	116-107	W	2/6/75	Phx	112-105	W	12/14/82*	Sea	114-109	W	12/28/89	Phx	122-104	W	1/31/08	Sea	110-98	W
10/19/68	Sea	115-108	W	3/23/75	Sea	102-96	W	12/26/82	Sea	87-88	L	1/25/90	Phx	126-115	W	1/27/08	OK	99-86	W
11/15/68	Sea	104-118	L	4/6/76	Sea	111-104	W	1/2/83	Phx	115-99	W	1/6/90	Sea	110-120	L	12/29/08	OK	110-102	W
12/15/68	Phx	108-118	L	10/26/75	Sea	99-113	L	1/13/83	Phx	102-99	W	1/20/90	Sea	117-98	W	4/6/98	Sea	102-92	W
12/30/68	Sea	118-120	L	11/13/75	Phx	106-103	W	2/25/83	Sea	106-101	W	2/7/90	Sea	128-124	W	3/4/99	Sea	110-93	W
1/7/69	Phx	116-112	W	1/9/76	Phx	110-112	L	4/13/83	Phx	109-96	W	3/24/90	Phx	121-95	W	4/14/99	Sea	110-94	W
1/28/69	Sea	129-130	L	2/6/76	Sea	107-101	W	11/1/83	Phx	99-103	L	4/14/90	Sea	89-86	W	4/18/99	Phx	98-93	W
11/30/69	Phx	116-108	W	3/23/76	Phx	104-97	L	11/8/83	Sea	116-123	L	11/29/90	Phx	128-110	W	12/12/99	Phx	99-86	W
12/12/69	Sea	130-116	W	4/4/76	Sea	89-117	L	1/13/84	Sea	99-103	L	1/25/91	Phx	128-113	W	1/11/00	Sea	88-101	L
12/30/69	Sea	121-134	L	4/10/76	Phx	121-95	W	1/21/84	Phx	131-102	W	2/23/91	Sea	129-110	W	2/4/00	Sea	86-94	L
1/10/70	Phx	121-134	L	11/25/76	Sea	84-88	L	3/2/84	Phx	105-101	W	1/22/91	Phx	105-102	L	3/6/01	Phx	104-102	W
12/27/70	Las Cruces	127-104	W	11/27/76	Phx	119-107	W	4/6/84	Phx	129-108	W	4/19/91	Sea	93-104	L	1/14/01	Phx	87-106	L
2/17/70	Sea	129-118	W	1/23/77	Phx	98-98	W	10/28/84	Sea	102-87	W	11/1/91	Sea	99-95	W	1/17/01	Sea	89-80	W
10/27/70	Sea	106-110	L	3/2/77	Sea	121-100	W	12/3/84	Sea	96-108	L	2/17/92	Sea	96-98	L	3/22/01	Sea	91-88	W
11/26/70	Phx	126-115	W	10/1/77	Phx	93-86	W	1/8/85	Sea	94-88	L	4/14/92	Phx	118-105	W	4/9/01	Phx	109-100	W
12/19/70	Sea	131-135	L	12/27/77	Phx	131-105	W	2/3/85	Phx	120-109	W	4/9/92	Sea	104-119	W	11/13/01	Sea	92-91	W
1/30/71	Phx	134-116	W	12/30/77	Sea	110-121	L	4/2/85	Phx	119-109	W	4/14/92	Phx	122-100	W	2/6/02	Sea	79-90	L
3/20/71	Phx	114-107	W	4/7/78	Sea	83-95	L	4/7/85	Sea	125-110	W	11/16/92	Phx	117-108	W	2/19/02	Phx	91-103	L
12/19/71	Sea	127-130	L	12/29/77	Sea	92-119	L	11/15/85	Phx	117-99	W	12/26/92	Phx	112-110	W	4/9/02	Phx	99-92	W
12/25/71	Phx	116-86	W	1/11/79	Phx	106-109	L	12/17/85	Sea	104-99	W	1/12/93	Sea	113-122	L	10/30/02	Sea	73-86	L
1/15/72	Sea	110-118	L	2/16/79	Phx	104-119	L	1/5/86	Sea	114-97	W	2/13/93	Sea	94-95	L	12/23/02	Phx	89-88	W
1/21/72	Sea	128-113	W	3/30/79*	Phx	113-111	W	1/17/86	Phx	103-100	W	4/16/93	Phx	102-108	L	3/24/03	Phx	73-82	L
3/24/72	Phx	118-98	W	10/16/79	Phx	102-96	W	3/26/86	Phx	120-107	W	12/23/93	Sea	87-86	W	4/16/03	Sea	70-84	L
10/21/72	Phx	129-117	W	10/26/79	Phx	92-86	W	3/30/86	Sea	89-103	L	1/4/94	Sea	106-112	L	12/16/03*	Phx	92-81	W
10/27/72	Sea	115-120	L	11/28/79	Sea	116-127	L	11/28/86	Phx	104-117	L	3/24/94	Sea	106-116	L	12/23/03	Phx	99-116	L
12/10/72	Sea	102-110	L	3/5/80	Phx	127-111	W	12/19/86	Phx	106-108	L	4/10/94	Sea	108-111	L	2/6/04	Phx	105-107	L
1/25/73	Phx	112-109	W	3/25/80	Sea	95-109	L	1/6/87	Phx	108-138	L	4/19/94	Phx	122-116	W	2/27/04	Sea	104-99	W
2/8/73	Phx	125-112	W	3/26/80	Phx	109-99	W	1/21/87*	Sea	112-118	L	1/17/94	Sea	122-129	L	2/27/04	Sea	112-110	W
3/28/73	Phx	127-125	W	10/25/80	Sea	100-75	W	2/28/87	Phx	105-112	L	12/14/94	Phx	111-93	W	2/11/05	Phx	105-113	L
10/10/73	Phx	115-111	W	11/26/80	Phx	113-103	W	4/7/87*	Sea	127-125	W	3/3/95*	Phx	122-118	W	3/6/05	Phx	110-99	W
12/10/73	Sea	112-116	L	12/22/80	Sea	109-98	W	12/7/87	Phx	96-113	L	4/11/95	Sea	96-90	W	12/20/05	Phx	111-83	W
12/16/73	Sea	113-109	W	1/13/81	Phx	104-94	W	11/21/87	Phx	102-103	L	1/22/96*	Phx	109-100	W	1/22/06	Phx	106-109	W
12/27/73	Phx	111-100	W	2/20/81	Sea	111-112	L	12/30/87	Phx	112-123	L	12/30/96*	Phx	112-123	L	3/14/06	Sea	129-120	W
1/13/74	Phx	112-123	L	3/22/81	Phx	107-91	W	3/15/88	Phx	111-90	W	2/13/96	Phx	98-102	L	4/9/06	Sea	114-116	L
3/17/74	Sea	133-108	W	10/31/81	Sea	84-94	L	4/2/88	Phx	107-151	L	2/13/96	Sea	99-117	L	1/9/07	Phx	113-102	W
3/27/74	Sea	127-127	L	1/2/83	Phx	120-97	W	4/16/88*	Phx	121-119	W	4/5/96*	Phx	111-107	W	1/11/07	Phx	106-99	W
10/17/74	Phx	114-97	W	2/26/82	Sea	103-98	W	4/20/88	Sea	98-121	L	11/7/96	Phx	98-103	L	4/11/07	Phx	109-91	W
10/25/74	Phx	97-106	L	3/21/82	Phx	105-115	L	11/25/88	Phx	110-105	W	11/29/96	Sea	92-105	L	11/1/07	Sea	106-99	W
1/29/75	Phx	85-99	L	4/6/82	Sea	91-102	L	12/13/88	Sea	116-126	L	3/26/97	Sea	109-107	W	1/3/08	Phx	104-96	W
2/5/75	Sea	107-102	W	10/18/82	Phx	116-99	W	2/15/89	Phx	135-112	W	3/30/97	Phx	107-106	W	2/8/08	Phx	103-99	W

*Overtime **Double Overtime ***Triple Overtime

Suns Players Career Statistics vs. Thunder

PLAYER	G-GS	MIN	FG-FGA	PCT	3FG-FGA	PCT	FT-FTA	PCT	OFF	DEF	TOT	AST	PF-DD	STL	TO	BLK	PTS	AVG	HI
Anderson	23-13	645	125-305	.410	55-150	.367	44-52	.846	60	66	126	29	44-0	20	24	4	349	15.2	30
Ariza	37-27	1186	148-365	.405	55-163	.337	63-90	.700	34	136	170	82	91-0	64	37	17	414	11.2	31
Bender	6-2	135	9-20	.450	7-14	.500	0-0	—	1	19	20	10	11-0	2	3	8	25	4.2	20
Booker	10-9	331	74-178	.416	27-62	.435	44-53	.830	5	36	41	36	33-1	3	34	3	219	21.9	39
Canaan	7-2	128	18-42	.429	15-28	.536	10-12	.833	1	15	16	14	5-0	6	6	0	61	8.7	31
Chandler	37-31	1045	130-200	.650	0-0	—	83-123	.675	128	209	337	28	98-0	20	64	35	343	9.3	17
Daniels	11-0	151	22-62	.355	18-47	.383	3-3	1.000	2	19	21	4	14-0	4	6	1	65	5.9	22
Harrison	2-0	20	3-6	.500	0-1	.000	3-3	1.000	1	3	4	3	3-0	1	1	1	9	4.5	9
Holmes	4-0	45	10-13	.769	0-0	—	3-4	.750	5	8	13	2	9-0	3	2	3	23	5.8	11
Jackson	3-1	69	16-42	.381	4-13	.308	6-10	.600	6	11	17	11	8-0	3	3	1	42	14.0	19
Reed	1-0	16	1-7	.143	0-2	.000	0-0	—	0	3	3	1	1-0	0	0	0	2	2.0	2
Warren	10-6	307	77-123	.626	4-11	.364	26-30	.867	15	46	61	13	20-0	10	10	4	184	18.4	30

Series Highlights & Top Performances

March 2, 2018, **Devin Booker** scored his 4,000th career point on a three-pointer in the third quarter to become the third youngest in NBA history (LeBron James, Kevin Durant) to reach 4,000 points at 21 years, 123 days old... In that same game, Booker also scored 39 points, his career-high at Talking Stick Resort Arena... Jan. 7, 2018, **Josh Jackson** recorded his first career double-double with 17 points and 10 rebounds... Feb. 20, 2019, **Leandro Barbosa** scored a career-high 41 points, joining Michael Jordan (3 times), Larry Bird, Julius Erving and Walt Frazier as the only players in NBA history to record at least 40 points, seven rebounds, seven assists and six steals in a single game... The Suns scored a season-high 149 points vs. Seattle on Oct. 12, 2006 in a double-overtime loss, the fourth highest point total in franchise history... The first game in Suns history was against Seattle on Oct. 18, 1968 and was a 116-107 win... **Tom Chambers** netted a Suns record 60 points in the Suns' 121-95 victory March 24, 1990 in Phoenix... Jan. 21, 1972 at Seattle, Suns forward **Paul Silas** grabbed a series-high 26 rebounds.

By The Numbers:

Suns vs. Okla. City 2017-2018: 1-2

1/7/18 at Oklahoma City: Suns 114, Thunder 100

3/2/18 at Phoenix: Thunder 124, Suns 116

3/8/18 at Oklahoma City: Thunder 115, Suns 87

All-Time Series Results:

Suns vs. Thunder at Phoenix: 81-34

Suns vs. Thunder on road: 46-74

Suns vs. Thunder overall: 127-108

Suns largest margin of victory: 30 (116-86, 12/25/71)

Suns high point total: 149 (1/22/06**)

Suns low point total: 69 (2/10/13)

Thunder largest margin of victory: 44 (151-107, 4/2/88)

Thunder high point total: 152 (1/22/06**)

Thunder low point total: 75 (10/25/80)

	HOME	AWAY
Suns last win:	4/7/17 (120-99)	1/7/18 (114-100)
Suns last loss:	3/2/18 (124-116)	3/8/18 (115-87)
Streaks:	Lost one	Won one

Orlando Magic



8701 Maitland Summit Blvd.
Orlando, FL 32810
(407) 916-2400
Fax: (407) 916-2830
www.orlandomagic.com

2018-2019 vs. Suns:

November 30 at Phoenix
December 26 at Orlando

2017-2018 Finish:

25-57 (.305)

Fourth in Southeast Division

Playoffs:

Did not qualify

Chairman/Governor

Dan DeVos

President of Basketball Operations

Jeff Weltman

General Manager

John Hammond

Head Coach

Steve Clifford

Assistant Coaches

Mike Batiste, Tyrone Corbin,
Pat Delany, Steve Hetzel,
Bruce Kreuter

Head Athletic Trainer

Ernest Eugene

Chief Communications Officer

Joel Glass

Director of Communications

George Galante

Director of Corporate Communications

Trish Wingerson

Communications Manager

Brooke Brumbelow

Home Court

Amway Center (18,846, built in 2010)

Team Colors

Blue, Silver, Black

Radio

96.9 FM Dennis Neumann, Richie Aduabo
Salsa 98.1 FM (Spanish) Joey Colon

TV

Fox Sports Florida (Cable)
David Steele, Jeff Turner, Dante Marchitelli

2017-2018 Regular Season Stats – Suns vs. Magic

PLAYER	G-GS	MIN	FG-FGA	PCT	3FG-FGA	PCT	FT-FTA	PCT	OFF	DEF	TOT	AST	PF-DQ	STL	TO	BLK	PTS	AVG	HI
Warren	1-1	28	9-16	.563	0-2	.000	2-4	.500	1	0	1	0	2-0	0	0	0	20	20.0	20
Jackson	2-1	62	15-35	.429	0-6	.000	6-8	.750	2	6	8	6	7-0	5	4	1	36	18.0	18
James	1-1	29	7-14	.500	2-5	.400	2-4	.500	1	5	6	2	3-0	0	0	0	18	18.0	18
Len	2-1	67	11-20	.550	0-0	—	14-16	.875	13	9	22	2	4-0	2	5	3	36	18.0	21
Payton (PHO)	1-1	34	6-15	.400	0-3	.000	2-4	.500	1	4	5	8	3-0	3	1	1	14	14.0	14
Ulis	2-0	40	10-21	.476	0-3	.000	0-0	—	1	1	2	5	3-0	2	1	0	20	10.0	14
Chriss	2-2	46	7-16	.438	2-6	.333	3-4	.750	2	7	9	1	9-1	1	5	1	19	9.5	10
Booker	1-1	34	3-10	.300	0-3	.000	3-3	1.000	0	4	4	5	3-0	1	2	0	9	9.0	9
Daniels	2-1	38	4-17	.235	2-13	.154	2-2	1.000	0	5	5	0	3-0	1	3	0	12	6.0	12
Bender	2-1	49	4-11	.364	3-7	.429	0-0	—	1	11	12	2	9-0	0	5	1	11	5.5	8
Harrison	1-0	4	1-1	1.000	1-1	1.000	2-2	1.000	0	1	1	0	1-0	0	1	0	5	5.0	5
Reed	1-0	18	1-3	.333	1-1	1.000	2-2	1.000	0	5	5	1	0-0	5	1	0	5	5.0	5
Dudley	2-0	31	2-4	.500	1-3	.333	1-2	.500	0	1	1	2	4-0	2	1	0	6	3.0	3
Jones	1-0	2	0-0	—	0-0	—	0-0	—	0	0	0	0	0-0	0	0	0	0	0.0	0
SUNS	2	480	80-183	.437	12-53	.226	39-51	.765	22	59	81	34	51-1	22	29	7	211	105.5	112

PLAYER	G-GS	MIN	FG-FGA	PCT	3FG-FGA	PCT	FT-FTA	PCT	OFF	DEF	TOT	AST	PF-DQ	STL	TO	BLK	PTS	AVG	HI
Gordon	2-2	66	17-27	.630	5-8	.625	12-20	.600	2	16	18	11	5-0	4	4	2	51	25.5	29
Vucevic	2-2	62	17-39	.436	3-11	.273	6-6	1.000	8	10	18	5	5-0	1	3	2	43	21.5	24
Ross	1-1	24	5-6	.833	4-5	.800	3-5	.600	1	3	4	2	1-0	2	2	0	17	17.0	17
Simmons	1-0	26	7-11	.636	1-2	.500	2-3	.667	1	2	3	1	1-0	2	2	0	17	17.0	17
Augustin	1-1	37	5-7	.714	1-3	.333	4-4	1.000	2	7	9	10	2-0	0	5	0	15	15.0	15
Fournier	1-1	27	5-14	.357	0-7	.000	4-5	.800	0	1	1	4	1-0	0	0	0	14	14.0	14
Isaac	1-0	21	3-8	.375	1-1	1.000	4-5	.800	2	4	6	1	2-0	1	0	2	11	11.0	11
Mack	2-0	59	8-18	.444	4-6	.667	1-4	.250	0	4	4	8	3-0	2	4	1	21	10.5	12
Hezonja	2-1	47	5-9	.556	2-3	.667	7-10	.700	0	11	11	4	4-0	4	4	2	19	9.5	14
Payton	1-1	17	4-7	.571	0-1	.000	0-0	—	1	3	4	7	3-0	0	6	0	8	8.0	8
Purvis	1-0	17	2-6	.333	2-4	.500	0-0	—	0	2	2	1	2-0	0	1	0	6	6.0	6
Bynum	2-0	28	1-4	.250	0-0	—	5-6	.833	2	6	8	1	2-0	1	4	4	7	3.5	5
Affalo	2-0	19	1-2	.500	1-1	1.000	0-0	—	0	2	2	1	2-0	0	1	0	3	1.5	3
Speights	1-0	6	0-3	.000	0-2	.000	1-2	.500	0	2	2	1	2-0	0	0	0	1	1.0	1
Artis	1-0	5	0-1	.000	0-1	.000	0-0	—	1	1	2	0	1-0	0	0	0	0	0.0	0
Birch	1-0	5	0-1	.000	0-0	—	0-0	—	1	1	2	0	1-0	0	1	0	0	0.0	0
Iwundu	1-1	16	0-3	.000	0-3	.000	0-0	—	0	2	2	1	1-0	0	0	0	0	0.0	0
MAGIC	2	480	80-166	.482	24-58	.414	49-70	.700	21	77	98	58	38-0	17	38	13	233	116.5	128

Series Scores & Summary

Date	Site	Final	W/L	Date	Site	Final	W/L	Date	Site	Final	W/L
11/24/89	Phx	121-94	W	1/31/98	Orl	96-94	W	12/12/08	Phx	113-112	W
1/22/90	Orl	126-103	W	12/7/99	Phx	110-107	W	3/3/09	Orl	99-111	L
12/8/90	Orl	113-109	W	1/31/00	Orl	117-113	W	11/4/09	Orl	100-122	L
12/13/90	Phx	125-114	W	2/20/01	Orl	110-104	W	12/11/09	Phx	106-103	W
1/29/91	Orl	112-114	L	2/28/01	Phx	91-97	L	11/18/10	Orl	89-105	L
2/27/91	Phx	116-124	L	11/14/01	Phx	92-93	L	3/13/11	Phx	88-111	L
12/6/91	Orl	122-105	W	3/13/02*	Orl	114-119	L	3/21/12	Orl	93-103	L
1/10/92	Phx	118-107	W	12/16/02	Phx	87-84	W	11/4/12	Orl	94-115	L
12/11/92	Orl	108-107	W	1/24/03	Orl	110-107	W	12/9/12	Phx	90-98	L
2/7/93	Phx	121-105	W	11/20/03	Phx	96-89	W	11/24/13	Orl	104-96	W
12/17/93	Phx	101-104	L	12/8/03	Orl	98-105	L	3/19/14	Phx	109-93	W
3/13/94	Orl	100-93	W	12/13/04	Phx	121-100	W	11/30/14	Phx	90-93	L
1/22/95*	Phx	111-110	W	3/26/05	Orl	118-116	W	3/4/15	Orl	105-100	W
3/21/95	Orl	102-126	L	1/24/06	Orl	102-111	L	12/9/15	Phx	107-104	W
1/17/96	Phx	95-113	L	3/3/06	Phx	123-118	W	3/4/16	Orl	102-84	W
3/10/96	Orl	106-122	L	12/11/06	Orl	103-89	W	11/23/16	Orl	92-87	W
1/29/97	Orl	105-112	L	1/13/07	Phx	107-101	W	3/17/17	Phx	103-109	L
3/9/97	Phx	121-85	W	11/10/07	Orl	106-96	W	11/10/17	Phx	112-128	L
1/16/98	Phx	111-86	W	11/30/07	Phx	110-106	W	3/24/18	Orl	99-105	L

*Overtime

Suns Players Career Statistics vs. Magic

PLAYER	G-GS	MIN	FG-FGA	PCT	3FG-FGA	PCT	FT-FTA	PCT	OFF	DEF	TOT	AST	PF-DQ	STL	TO	BLK	PTS	AVG	HI
Anderson	12-6	322	48-123	.390	21-56	.375	27-33	.818	21	29	50	13	22-1	10	6	5	144	12.0	22
Ariza	24-16	723	97-215	.451	39-96	.406	37-49	.755	25	103	128	54	44-0	30	27	7	270	11.3	24
Bender	3-1	62	5-14	.357	4-8	.500	0-0	—	1	15	16	2	11-0	0	6	3	14	4.7	8
Booker	5-4	150	15-46	.326	1-8	.125	15-17	.882	1	14	15	16	14-0	5	8	2	46	9.2	14
Canaan	8-1	167	32-65	.492	20-42	.476	13-14	.929	2	19	21	10	12-0	6	8	2	97	12.1	23
Chandler	36-27	1006	129-207	.623	0-0	—	68-115	.591	94	190	284	33	120-4	24	52	42	326	9.1	22
Daniels	9-1	169	31-72	.431	18-46	.391	8-10	.800	4	18	22	8	10-0	3	6	1	88	9.8	19
Harrison	1-0	4	1-1	1.000	1-1	1.000	2-2	1.000	0	1	1	0	1-0	0	1	0	5	5.0	5
Holmes	10-1	169	33-53	.623	2-9	.222	5-5	1.000	14	35	49	16	24-1	3	6	6	73	7.3	24
Jackson	2-1	62	15-35	.429	0-6	.000	6-8	.750	2	6	8	6	7-0	5	4	1	36	18.0	18
Reed	1-0	18	1-3	.333	1-1	1.000	2-2	1.000	0	5	5	1	0-0	5	1	0	5	5.0	5
Warren	4-2	88	20-38	.526	0-4	.000	12-14	.857	6	4	10	2	6-0	2	3	2	52	13.0	26

Series Highlights & Top Performances

The Suns have won 34 of 57 matchups against the Magic, including 10 of the last 15 games at Talking Stick Resort Arena... Dec. 13, 2004, Phoenix set a new record for best start in franchise history (18-3)... March 9, 1997, **Wesley Person** connected on a series-best and career-high tying seven treys as the Suns gained a 121-85 win, the largest margin of victory in the series... Series bests: **Charles Barkley** grabbed 20 rebounds in a Suns' 100-93 win on March 13, 1994 in Orlando... Jan. 22, 1990 in Orlando, **Kevin Johnson** dished out 17 assists in Suns' 126-103 win.

By The Numbers:

Suns vs. Orlando 2017-2018: 0-2

11/10/17 at Phoenix: Magic 128, Suns 112

3/24/18 at Orlando: Magic 105, Suns 99

All-Time Series Results:

Suns vs. Magic at Phoenix: 18-10

Suns vs. Magic at Orlando: 16-13

Suns vs. Magic overall: 34-23

Suns largest margin of victory: 36 (121-85, 3/9/97)

Suns high point total: 126 (1/22/90)

Suns low point total: 87 (12/16/02)

Magic largest margin of victory: 23 (111-88, 3/13/11)

Magic high point total: 128 (11/10/17)

Magic low point total: 84 (12/16/02)

	HOME	AWAY
Suns last win:	12/9/15 (107-104)	11/23/16 (92-87)
Suns last loss:	11/10/17 (128-112)	3/24/18 (105-99)
Streaks:	Lost two	Lost one

Philadelphia 76ers



3 Crescent Drive, Suite 300
Philadelphia, PA 19112
(215) 339-7666
Fax: (215) 339-7632
www.sixers.com

2018-2019 vs. Suns:

November 19 at Philadelphia
January 2 at Phoenix

2017-2018 Finish:

52-30(.634)

Third in Atlantic Division

Playoffs:

Defeated Miami 4-1
Lost to Boston 4-1

Managing General Partner

Josh Harris

Co-Managing General Partner

David Blitzer

Chief Executive Officer

Scott O'Neil

Head Coach

Brett Brown

Assistant Coaches

Monty Williams
Billy Lange
Kevin Young
John Bryant

Head Athletic Trainer

Dr. Daniel Medina

Vice President, Communications

Dave Sholler

Sr. Director, Public Relations

Patrick Rees

Manager, Media Relations

Rob King

Communications Coordinator

Zach Neiner

Home Court

Wells Fargo Center (20,328, built in 1996)

Team Colors

Red, White, Blue

Radio

WPEN (97.5 FM) Tom McGinnis

TV

NBC Sports Philadelphia, NBC Sports Philadelphia+
Marc Zumoff, Alaa Abdelnaby

2017-2018 Regular Season Stats – Suns vs. 76ers

PLAYER	G-GS	MIN	FG-FGA	PCT	3FG-FGA	PCT	FT-FTA	PCT	OFF	DEF	TOT	AST	PF-DQ	STL	TO	BLK	PTS	AVG	H
Booker	2-2	78	25-54	.463	10-18	.556	18-20	.900	3	10	13	7	5-0	2	9	1	78	39.0	46
Warren	2-2	66	23-39	.590	1-5	.200	6-8	.750	2	9	11	4	2-0	3	5	0	53	26.5	28
Chandler	2-2	67	8-12	.667	0-0	—	1-4	.250	11	12	23	4	8-0	3	2	3	17	8.5	10
Chriss	2-2	43	5-11	.455	2-5	.400	3-5	.600	3	10	13	4	6-1	1	4	4	15	7.5	12
Ulis	2-2	59	5-16	.313	1-4	.250	3-4	.750	1	2	3	18	7-0	4	1	0	14	7.0	12
Jackson	2-0	35	4-18	.222	1-4	.250	4-6	.667	3	2	5	0	3-0	3	3	0	13	6.5	7
Len	2-0	29	3-6	.500	0-0	—	4-5	.800	2	4	6	0	6-0	0	0	1	10	5.0	7
Canaan (TOT)	2-0	22	4-7	.571	1-2	.500	0-0	—	0	2	2	1	2-0	1	1	0	9	4.5	9
Canaan (PHO)	1-0	18	4-6	.667	1-2	.500	0-0	—	0	1	1	1	2-0	1	1	0	9	9.0	9
Daniels	2-0	26	2-8	.250	2-7	.286	2-2	1.000	1	1	2	0	1-0	1	0	0	8	4.0	5
Bender	2-0	47	2-8	.250	2-4	.500	0-0	—	1	0	1	3	2-0	0	1	4	6	3.0	3
James	1-0	5	0-1	.000	0-0	—	2-2	1.000	0	3	3	2	0-0	0	1	0	2	2.0	2
Dudley	1-0	6	0-0	—	0-0	—	0-0	—	0	0	0	0	1-0	1	0	0	0	0.0	0
SUNS	2	480	81-179	.453	20-49	.408	43-56	.768	27	54	81	43	43-1	19	27	13	225	112.5	115

PLAYER	G-GS	MIN	FG-FGA	PCT	3FG-FGA	PCT	FT-FTA	PCT	OFF	DEF	TOT	AST	PF-DQ	STL	TO	BLK	PTS	AVG	HI
Redick	2-2	62	15-29	.517	6-18	.333	11-12	.917	0	2	2	4	8-0	1	2	0	47	23.5	25
Embiid	2-2	65	15-32	.469	0-3	.000	14-16	.875	3	18	21	7	6-0	1	7	6	44	22.0	22
Simmons	2-2	68	16-29	.552	0-0	—	9-13	.692	1	16	17	13	8-0	9	8	3	41	20.5	21
Saric	2-2	63	14-24	.583	4-8	.500	5-5	1.000	5	8	13	6	7-0	4	5	1	37	18.5	27
Covington	2-2	57	7-23	.304	4-15	.267	2-2	1.000	4	7	11	5	5-0	2	4	1	20	10.0	10
McConnell	1-0	27	4-5	.800	0-0	—	0-0	—	1	4	5	1	0-0	2	2	0	8	8.0	8
Bayless	2-0	47	5-13	.385	3-7	.429	0-0	—	3	4	7	2	8-0	0	2	1	13	6.5	7
Luwawu-Cabarrot	2-0	36	4-9	.444	0-2	.000	2-2	1.000	2	2	4	4	7-0	0	2	0	10	5.0	8
Booker (TOT)	2-0	34	3-8	.375	0-0	—	0-0	—	2	3	5	1	4-0	1	0	0	6	3.0	4
Booker (PHI)	1-0	15	1-1	1.000	0-0	—	0-0	—	1	0	1	1	2-0	1	0	0	2	2.0	2
Johnson	2-0	30	1-2	.500	0-0	—	0-0	—	4	6	10	4	2-0	0	1	1	2	1.0	2
Stauskas	1-0	8	0-1	.000	0-1	.000	0-0	—	0	0	0	0	1-0	0	2	0	0	0.0	0
76ERS	2	480	82-168	.488	17-54	.315	43-50	.860	24	67	91	47	54-0	20	35	13	224	112.0	123

Series Scores & Summary

Date	Site	Final	W/L	Date	Site	Final	W/L	Date	Site	Final	W/L	Date	Site	Final	W/L
11/19/68	Phil	110-126	L	3/4/73	Phil	120-114	W	1/25/81	Phil	93-98	L	3/28/93	Phil	110-100	W
11/26/68	Phx	119-126	L	11/7/73	Phil	115-122	L	2/22/81	Phx	116-110	W	12/30/93	Phx	119-107	W
12/11/68	Phil	123-143	L	11/15/73	Phx	116-94	W	12/27/81	Phx	99-96	W	1/28/94	Phil	108-103	W
12/17/68	Phil	128-145	L	12/19/73	Phil	98-101	L	12/21/82	Phil	102-109	L	1/4/95	Phil	127-122	W
2/4/69	Phx	125-116	W	3/15/74	Hershey	101-108	L	12/2/82	Phil	108-116	L	1/27/95	Phil	108-107	W
2/26/69	Phil	97-104	L	10/30/74	Phil	104-99	W	1/26/83	Phil	102-113	L	12/27/95	Phil	105-90	W
10/22/69	Phil	119-122	L	11/13/74	Phil	105-100	W	3/1/84	Phil	112-100	W	3/15/96	Phil	128-102	W
11/13/69	Phx	110-124	L	1/21/75	Phx	95-101	L	3/17/84	Phil	112-131	L	11/9/96	Phil	95-112	L
12/16/69	Phx	119-141	L	3/4/75	Phil	97-108	L	11/23/84*	Phx	117-119	L	2/26/97	Phx	111-104	W
1/10/70	Phil	119-117	W	11/7/75	Phil	99-103	L	1/7/85	Phil	99-100	L	2/2/98	Phil	106-97	W
2/3/70	Phx	131-123	W	12/11/75	Phil	106-110	L	12/28/85	Phx	98-100	L	2/24/98	Phil	84-85	L
2/15/70	Phil	125-159	L	1/31/76	Phx	119-105	W	1/22/86	Phil	111-118	L	11/4/99	Phx	84-80	W
11/21/70	Phil	125-119	W	3/10/76	Phil	108-125	L	11/14/86	Phx	127-97	W	1/26/00	Phil	93-87	W
12/22/70*	Phx	129-133	L	12/15/76	Phil	87-97	L	1/19/87	Phil	104-107	L	2/18/01	Phil	98-104	L
1/9/71	Phil	112-123	L	1/27/77	Phx	111-94	W	12/28/87	Phx	117-101	W	3/23/01	Phx	84-71	W
1/22/71	Phx	116-117	L	2/18/77	Phil	102-96	W	1/4/88	Phil	114-122	L	1/2/02	Phil	81-102	L
2/26/71	Phil	108-94	W	12/21/77	Phil	119-125	L	2/24/89	Phx	120-95	W	4/3/02*	Phil	83-89	L
10/29/71**	Phx	137-135	W	1/27/78	Phx	110-101	W	3/6/89	Phil	110-106	W	12/13/02	Phil	99-91	W
11/23/71	Phil	128-107	W	3/5/78	Phx	92-104	L	2/24/90	Phx	129-99	W	1/2/03	Phx	96-78	W
12/21/71	Phil	124-119	W	11/17/78	Phil	94-95	L	4/1/90	Phil	112-141	L	12/28/03	Phil	100-92	L
1/8/72	Phil	119-130	L	1/6/79	Phil	143-139	W	12/28/90	Phil	115-96	W	3/24/04	Phil	94-99	L
2/8/72	Phil	120-108	W	1/24/79	Phx	101-94	W	2/1/91	Phil	89-96	L	11/5/04	Phil	108-98	W
11/12/72	Phil	119-108	W	3/4/79	Phx	119-94	W	3/13/92	Phil	108-104	W	3/30/05	Phil	116-87	W
12/7/72	Pitt	117-102	W	12/8/79	Phil	96-117	L	3/27/92	Phx	117-113	W	1/4/06	Phx	105-85	W
2/10/73	Phx	126-121	W	1/27/80	Phx	125-118	W	3/3/93	Phx	125-115	W	1/31/06	Phil	123-99	W

*Overtime **Double Overtime

Suns Players Career Statistics vs. 76ers

PLAYER	G-GS	MIN	FG-FGA	PCT	3FG-FGA	PCT	FT-FTA	PCT	OFF	DEF	TOT	AST	PF-DQ	STL	TO	BLK	PTS	AVG	HI
Anderson	23-13	618	119-251	.474	60-135	.444	26-33	.788	51	99	150	19	46-0	12	29	6	324	14.1	27
Ariza	30-17	895	116-281	.413	44-112	.393	55-76	.724	39	124	163	66	62-0	45	38	12	331	11.0	40
Bender	3-0	59	3-11	.273	2-6	.333	0-1	.000	1	1	2	3	3-0	0	3	5	8	2.7	3
Booker	6-5	190	48-111	.432	18-36	.500	28-35	.800	4	21	25	20	17-0	6	18	1	142	23.7	46
Canaan	7-2	119	16-42	.381	10-25	.400	2-2	1.000	2	10	12	11	12-0	5	11	1	44	6.3	13
Chandler	41-29	1085	125-207	.604	0-1	.000	111-152	.730	128	237	365	40	94-1	20	56	46	361	8.8	21
Daniels	8-1	94	10-33	.303	6-23	.261	4-5	.800	1	6	7	2	7-0	3	0	0	30	3.8	10
Jackson	2-0	35	4-18	.222	1-4	.250	4-6	.667	3	2	5	0	3-0	3	3	0	13	6.5	7
Warren	7-2	162	39-79	.494	4-17	.235	9-14	.643	9	13	22	8	8-0	6	11	1	91	13.0	28

Series Highlights & Top Performances

The Suns have won 34 of the last 51 meetings... Dec. 4, 2017, **Devin Booker** scored a series-best and season-high 46 points, scoring 32 points in the second half... March 14, 1973 in Philadelphia, **Neal Walk** grabbed a series-best 26 rebounds... Oct. 22, 1969 in Philly, **Gail Goodrich** dished out series-high 19 assists (later matched by Sixer **Dana Barros**, Jan. 4, 1995)... **Larry Nance** blocked a Suns record and a series-high 10 shots on Jan. 4, 1988 at Philly (matched by Sixer **Shawn Bradley** on March 15, 1996)... Jan. 27, 1995 in Philly, Barros hit a series-high nine three pointers in a 108-107 Sixers loss... Feb. 15, 1970 in Philadelphia, the Sixers set a Suns opponent record for most points scored with 159.

By The Numbers:

Suns vs. Philadelphia 2017-2018: 1-1

12/4/17 at Philadelphia: Suns 115, Sixers 101

12/31/17 at Phoenix: Sixers 123, Suns 110

All-Time Series Results:

Suns vs. Sixers at Phoenix: 42-20

Suns vs. Sixers at Philadelphia: 25-36

Suns vs. Sixers overall: 67-56

Suns largest margin of victory: 30 (129-99, 2/24/90)

Suns high point total: 143 (1/6/79)

Suns low point total: 81 (1/2/02)

Sixers largest margin of victory: 34 (159-125, 2/15/70)

Sixers high point total: 159 (2/15/70)

Sixers low point total: 71 (3/23/01)

	HOME	AWAY
Suns last win:	12/23/16 (123-116)	12/4/17 (115-101)
Suns last loss:	12/31/17 (123-110)	11/19/16 (120-105)
Streaks:	Lost one	Won one

Portland Trail Blazers



**One Center Court, Suite 200
Portland, OR 97227
(503) 234-9291
Fax: (503) 232-9672
www.trailblazers.com**

2018-2019 vs. Suns:

December 6 at Portland
January 24 at Phoenix
March 9 at Portland

2017-2018 Finish:

49-33 (.598)

First in Northwest Division

Playoffs:

Lost to New Orleans 4-0

Owner	Paul Allen
President of Basketball Operations	Neil Olshey
President & CEO	Chris McGowan
Head Coach	Terry Stotts
Assistant Coaches	David Vanterpool, Nate Tibbetts, Dale Osbourne, John McCullough, Jim Moran
Head Athletic Trainer	Geoff Clark
VP of Basketball Communications	Jim Taylor
Basketball Communications Director	Collin Romer
Basketball Communications Assistant	Jacob Gifford
Home Court	Moda Center (19,441, built in 1995)
Team Colors	Scarlet, Black, White
Radio	Rip City Radio (620 AM) Brian Wheeler, Michael Holton
TV	NBC Sports Northwest (Cable) Kevin Calabro, Lamar Hurd

2017-2018 Regular Season Stats – Suns vs. Trail Blazers

PLAYER	G-GS	MIN	FG-FGA	PCT	3FG-FGA	PCT	FT-FTA	PCT	OFF	DEF	TOT	AST	PF	DQ	STL	TO	BLK	PTS	AVG	HI
Booker	4-4	142	42-93	.452	14-32	.438	21-22	.955	4	22	26	19	11-0	4	12	4	119	29.8	43	
Bledsoe	1-1	29	5-18	.278	1-6	.167	4-4	1.000	2	2	4	3	2-0	2	5	1	15	15.0	15	
Warren	3-3	92	17-43	.395	0-3	.000	5-7	.714	5	9	14	2	5-0	2	4	5	39	13.0	19	
Payton (TOT)	3-3	91	13-27	.481	2-4	.500	5-8	.625	3	10	13	19	9-0	2	10	0	33	11.0	14	
Payton (PHO)	1-1	33	4-10	.400	0-1	.000	5-8	.625	0	6	6	11	4-0	1	4	0	13	13.0	13	
Len	3-1	77	10-19	.526	0-0	—	12-15	.800	5	26	31	2	6-0	1	2	3	32	10.7	12	
James	2-1	37	7-18	.389	3-5	.600	4-4	1.000	3	2	5	5	4-0	1	2	0	21	10.5	12	
Canaan (PHO)	1-0	24	4-10	.400	1-5	.200	1-1	1.000	0	2	2	2	2-0	1	1	1	10	10.0	10	
Daniels	4-0	91	12-28	.429	11-25	.440	0-0	—	1	4	5	1	7-0	2	4	0	35	8.8	18	
Jackson	4-2	96	13-38	.342	2-10	.200	6-9	.667	4	9	13	3	9-0	4	1	2	34	8.5	11	
Ulis	3-1	60	8-22	.364	1-6	.167	3-4	.750	3	2	5	13	5-0	6	3	0	20	6.7	11	
Bender	4-2	106	7-18	.389	5-13	.385	2-2	1.000	2	25	27	2	4-0	2	8	4	21	5.3	8	
Chandler	3-3	70	3-8	.375	0-0	—	8-12	.667	6	9	15	3	12-1	2	7	3	14	4.7	7	
Chriss	3-1	50	6-17	.353	2-7	.286	0-1	.000	3	6	9	5	7-0	4	4	2	14	4.7	7	
Dudley	2-0	22	2-5	.400	2-3	.667	0-0	—	2	2	4	1	3-0	0	1	0	6	3.0	3	
Peters	1-0	11	1-2	.500	1-2	.500	0-0	—	0	3	3	0	0-0	0	0	1	3	3.0	3	
Harrison	1-0	9	0-2	.000	0-1	.000	2-2	1.000	0	3	3	1	2-0	0	1	1	2	2.0	2	
Jones	1-0	11	0-1	.000	0-1	.000	0-0	—	0	1	1	2	1-0	0	0	1	0	0.0	0	
SUNS	4	960	141-352	.401	43-120	.358	73-91	.802	40	133	173	75	84-1	32	62	28	398	99.5	111	

PLAYER	G-GS	MIN	FG-FGA	PCT	3FG-FGA	PCT	FT-FTA	PCT	OFF	DEF	TOT	AST	PF-DQ	STL	TO	BLK	PTS	AVG	HI
Lillard	4-4	140	41-87	.471	14-33	.424	27-32	.844	8	19	27	26	6-0	4	7	3	123	30.8	40
McCollum	3-3	107	26-62	.419	8-20	.400	11-12	.917	3	8	11	12	12-0	5	4	3	71	23.7	27
Nurkic	4-4	102	19-47	.404	0-2	.000	13-20	.650	10	30	40	6	14-0	3	12	5	51	12.8	17
Connaughton	4-0	88	19-29	.655	8-16	.500	4-4	1.000	0	11	11	3	3-0	0	2	1	50	12.5	24
Turner	4-2	90	15-26	.577	2-3	.667	7-11	.636	4	11	15	6	8-0	2	7	3	39	9.8	12
Aminu	4-4	120	12-30	.400	7-16	.438	3-3	1.000	8	24	32	5	6-0	2	1	4	34	8.5	14
Swanigan	1-0	18	3-7	.429	1-1	1.000	1-1	1.000	1	3	4	3	2-0	1	2	0	8	8.0	8
Napier	3-0	64	9-25	.360	3-10	.300	0-0	—	0	9	9	10	6-0	6	2	1	21	7.0	11
Harkless	4-3	96	10-25	.400	3-7	.429	4-4	1.000	4	8	12	6	7-0	1	4	4	27	6.8	10
Davis	4-0	72	8-15	.533	0-0	—	2-2	1.000	7	23	30	4	9-0	2	2	3	18	4.5	10
Collins	3-0	36	4-8	.500	1-2	.500	2-3	.667	2	4	6	2	4-0	1	1	0	11	3.7	6
Layman	1-0	12	1-4	.250	1-2	.500	0-0	—	0	0	0	1	2-0	2	0	0	3	3.0	3
Leonard	2-0	16	2-6	.333	0-3	.000	2-4	.500	1	3	4	1	2-0	0	1	0	6	3.0	6
TRAIL BLAZERS	4	960	169-371	.456	48-115	.417	76-96	.792	48	153	201	85	81-0	29	49	27	462	115.5	124

Series Scores & Summary

Date	Site	Final	%	Date	Site	Final	%	Date	Site	Final	%	Date	Site	Final	%	Date	Site	Final	%
11/11/70	Phx	114-100	W	1/30/77	Phx	91-97	L	2/5/84	Port	82-97	L	1/22/91	Port	116-123	L	4/3/99	Port	93-98	L
12/4/70	Port	126-121	W	3/20/77	Port	126-106	W	3/23/84	Port	98-124	L	2/22/91	Port	106-127	L	12/25/98	Phx	90-92	L
12/26/70	Phx	115-123	W	4/8/77	Port	111-122	L	4/10/84	Phx	100-88	W	3/13/91	Port	116-108	W	12/17/98	Port	110-102	W
1/5/71	Port	131-122	W	11/29/77	Port	96-106	L	11/1/84A	Phx	139-130	W	4/2/91	Phx	135-118	W	1/6/00	Port	91-96	L
11/30/71	Port	121-111	W	12/2/77	Phx	103-106	L	11/6/84	Port	99-116	L	11/2/91	Port	100-126	W	1/14/00	Phx	83-105	L
12/1/71	Phx	139-103	W	2/14/78	Port	100-113	L	12/4/84	Port	104-112	L	1/19/92	Phx	132-128	W	11/2/00	Phx	108-82	W
2/1/72	Port	129-117	W	3/25/78	Phx	127-94	W	12/22/84	Phx	110-108	W	2/12/92	Phx	93-97	L	12/23/00	Phx	66-79	L
2/6/72	Port	118-117	W	10/28/78	Port	124-116	W	3/21/85	Phx	110-108	W	2/16/92	Port	116-129	W	2/7/01	Port	92-100	L
2/6/72	Phx	107-94	W	12/28/78	Phx	129-127	W	4/9/85	Port	100-116	L	3/31/92	Phx	128-111	W	3/14/01	Port	84-79	W
3/21/72	Phx	106-128	W	2/6/79	Port	93-110	L	10/25/85	Port	123-128	L	11/10/92	Port	89-100	L	12/1/01	Phx	97-83	W
10/14/72	Port	124-120	W	3/29/79	Phx	106-95	W	11/27/85	Phx	93-110	L	11/25/92	Phx	121-117	W	12/22/01	Phx	102-90	W
12/9/72	Phx	116-97	W	10/28/79	Port	89-88	W	1/9/86	Port	104-133	L	2/22/93	Port	95-102	L	1/6/02	Phx	99-92	L
12/29/72	Phx	106-99	W	11/16/79	Phx	98-97	W	1/18/86	Port	87-112	L	3/17/93	Phx	129-111	W	1/31/02	Port	97-105	L
12/30/72	Port	107-104	W	11/25/79	Port	87-86	W	1/28/86	Phx	136-130	W	4/22/93	Phx	113-114	W	11/8/02	Phx	86-75	W
1/26/73	Port	120-116	W	12/28/79	Phx	119-99	W	2/26/86	Phx	113-112	W	11/19/93	Phx	118-109	W	7/7/03	Port	88-81	W
1/27/73	Phx	109-117	L	3/21/80	Phx	111-100	W	11/4/86	Phx	126-120	W	12/24/94	Phx	118-117	W	3/4/04	Phx	99-92	L
2/6/73	Phx	118-119	L	3/28/80	Phx	114-100	W	12/30/86	Port	105-120	L	2/5/94	Port	109-126	L	4/15/03	Port	102-120	L
11/30/73	Port	107-99	W	11/16/80	Phx	119-107	W	2/3/87	Port	103-117	L	2/16/94	Phx	126-100	W	12/18/03	Port	94-101	L
12/13/73	Phx	108-119	L	12/14/80	Phx	110-116	L	2/19/87	Port	108-124	L	4/5/94	Phx	113-135	L	7/15/04	Port	105-96	W
12/18/73	Port	117-133	L	12/13/80	Port	111-100	W	3/20/87	Phx	105-134	L	11/15/94	Port	96-93	W	1/8/04	Phx	96-92	W
1/31/74	Phx	112-100	W	2/27/81	Port	117-121	L	4/9/87	Port	126-122	W	11/18/94	Phx	124-111	W	2/4/04	Phx	97-101	L
2/12/74	Port	104-113	L	3/6/81	Phx	128-107	W	11/6/87	Port	104-114	L	11/19/95	Port	122-115	W	12/5/04	Port	121-99	W
2/17/74	Phx	112-100	W	3/24/81	Port	111-120	L	12/1/87	Port	100-102	L	2/15/95	Phx	120-113	L	12/2/05	Phx	117-98	W
10/28/74	Phx	85-98	L	10/30/81	Phx	95-103	L	12/5/87	Phx	115-133	L	4/9/95	Port	104-94	W	3/5/05	Phx	129-116	W
12/11/74	Phx	104-100	W	12/10/81	Phx	117-110	W	12/18/87	Phx	114-129	L	11/18/95	Phx	107-102	W	12/6/05	Phx	130-85	W
1/10/75	Phx	110-113	L	12/30/81	Phx	113-112	L	1/29/88	Port	119-128	L	11/19/96	Port	84-101	L	3/12/06	Port	101-111	L
3/13/75	Port	107-115	L	3/2/82	Port	108-119	L	3/3/88	Phx	112-135	L	2/15/96	Port	96-84	W	3/23/06	Phx	125-108	W
4/17/75	Port	98-120	L	4/16/82	Phx	104-106	L	11/2/88	Port	105-120	L	4/9/96	Phx	91-98	L	11/9/06	Port	106-96	W
3/21/75	Port	108-112	L	4/16/82	Port	113-99	W	12/16/88	Phx	132-125	W	1/24/97	Phx	105-115	W	11/26/06	Port	119-101	W
3/22/75	Port	92-94	L	11/2/82	Phx	92-87	W	12/17/88	Port	97-115	L	2/11/97	Port	108-111	L	12/26/06	Phx	110-87	W
10/25/75	Port	89-88	W	11/14/82	Port	102-94	W	2/28/89	Port	134-139	L	3/5/97	Phx	99-121	L	1/19/07	Phx	106-101	L
11/28/75	Phx	110-101	W	12/12/82	Port	94-99	L	3/17/89	Phx	129-124	W	4/5/97	Port	110-107	W	2/6/07	Port	109-102	L
1/5/76	Phx	105-94	W	12/28/82	Phx	116-94	W	1/15/89	Phx	109-107	W	1/14/97	Port	149-139	W	3/4/08	Phx	97-92	L
3/6/76	Port	99-118	L	3/31/83	Phx	106-89	W	11/17/89	Port	109-110	L	2/12/98	Phx	110-115	L	3/18/08	Phx	111-98	W
3/7/76	Phx	106-84	W	4/6/83	Port	99-98	W	12/26/89	Phx	121-105	W	3/3/98	Port	93-98	L	4/16/08	Phx	100-81	W
4/2/76	Phx	106-103	L	11/6/83	Phx	96-122	L	2/4/90	Port	121-123	L	4/4/98	Phx	96-83	L	11/1/08	Phx	107-96	W
4/2/76	Phx	97-112	L	12/7/83	Phx	121-116	L	4/18/90	Phx	120-128	L	3/25/98	Port	84-97	L	11/22/08	Phx	102-92	W
12/3/76	Phx	99-113	L	2/1/84	Phx	109-106	W	11/27/90	Port	123-109	W	3/28/99	Phx	86-88	L	12/18/08	Port	119-124	L

*Overtime **Double Overtime ▲Triple Overtime 1Quaduple Overtime

Suns Players Career Statistics vs. Trail Blazers

PLAYER	G-GS	MIN	FG-FGA	PCT	3FG-FGA	PCT	FT-FTA	PCT	OFF	DEF	TOT	AST	PF-DQ	STL	TO	BLK	PTS	AVG	HI
Anderson	22-10	625	106-238	.445	49-124	.395	32-39	.821	33	87	120	28	32-0	12	19	11	293	13.3	30
Ariza	37-29	1158	139-317	.438	54-141	.383	61-82	.744	36	136	172	80	70-0	58	47	9	393	10.6	33
Bender	5-2	129	11-27	.407	7-17	.412	2-2	1.000	3	26	29	3	6-0	2	10	5	31	6.2	10
Booker	10-8	319	82-182	.451	19-46	.413	41-49	.837	6	32	38	22	22-0	11	27	5	224	22.4	43
Canaan	6-2	135	17-49	.347	4-23	.174	10-11	.909	3	10	13	8	10-0	4	4	2	48	8.0	14
Chandler	36-33	1043	110-196	.561	0-1	.000	84-119	.706	129	196	325	35	105-2	19	52	42	304	8.4	27
Daniels	6-0	131	16-42	.381	13-30	.433	0-0	—	1	6	7	1	11-0	3	7	0	45	7.5	18
Harrison	1-0	9	0-2	.000	0-1	.000	2-2	1.000	0	3	3	1	2-0	0	1	1	2	2.0	2
Holmes	3-0	56	10-19	.526	2-4	.500	9-11	.818	4	10	14	3	7-0	1	3	3	31	10.3	17
Jackson	4-2	96	13-38	.342	2-10	.200	6-9	.667	4	9	13	3	9-0	4	1	2	34	8.5	11
Warren	11-7	314	62-131	.473	3-12	.250	19-27	.704	16	28	44	7	22-0	7	9	10	146	13.3	27

Series Highlights & Top Performances

Phoenix has won 38 of the last 66 meetings, including 19 of the last 26 at Talking Stick Resort Arena... Jan. 16, 2018, **Devin Booker** tied his own franchise record by scoring 21 consecutive points (the team's final 21) to finish with 43 points... Jan. 14, 2011, **Grant Hill** became the 15th active player in the NBA with 16,000 career points... The Suns won their first-ever 40T game and the longest game in franchise history in Portland on Nov. 14, 1997, 140-139... Portland's **Brian Grant** played a Suns opponent record 61 minutes... In the Suns 110-102 win on Dec. 17, 1999 in Portland, **Jason Kidd** had a triple-double with 32 points, 12 rebounds and 10 assists and **Tom Gugliotta** added 17 points and 14 rebounds prior to suffering a seizure on the bus after the game... Series highs: March 7, 1975 in Portland, Blazer **Larry Steele** picked nine steals... Dec. 26, 1989 in Phoenix, Sun **Andrew Lang** blocked eight shots.

By The Numbers:

Suns vs. Portland 2017-2018: 0-4

10/18/17 at Phoenix: Blazers 124, Suns 76

10/28/17 at Portland: Blazers 114, Suns 107

1/16/18 at Portland: Blazers 118, Suns 111

2/24/18 at Phoenix: Blazers 106, Suns 104

Suns largest margin of victory: 45 (130-85, 12/6/05)

Suns high point total: 160 (3/21/72)

Suns low point total: 71 (1/27/12)

Blazers largest margin of victory: 48 (124-76, 10/18/17)

Blazers high point total: 139 (2/28/89, 11/14/97)

Blazers low point total: 75 (11/8/02)

All-Time Series Results:

Suns vs. Blazers at Phoenix: 78-34

Suns vs. Blazers at Portland: 42-69

Suns vs. Blazers overall: 120-103

HOME

Suns last win: 11/2/16* (118-115)

Suns last loss: 2/24/18 (106-104)

Streaks: Lost three

AWAY

Suns last win: 10/31/15 (101-90)

Suns last loss: 1/16/18 (118-111)

Streaks: Lost four

Sacramento Kings



500 David J. Stern Walk
Sacramento, CA 95814
(916) 928-0000
Fax: (916) 928-6900
www.kings.com

2018-2019 vs. Suns:

December 4 at Phoenix
January 8 at Phoenix
February 10 at Sacramento
March 23 at Sacramento

2017-2018 Finish:

27-55 (.329)
Fourth in Pacific Division

Playoffs:

Did not qualify

Owner	Vivek Ranadive
General Manager	Vlade Divac
Head Coach	Dave Joerges
Assistant Coaches	Elston Turner, Bryan Gates, Bob Thornton, Jason March, Duane Ticknor
Head Athletic Trainer	Joe Resendez
Sr. Vice President, Communications	Joelle Terry
Director, Media Relations	Chris Clark
Media Relations Manager	Rahsaan Gethers
Home Court	Golden 1 Center (17,608, built in 2016)
Team Colors	Black, Purple, Silver
Radio	KHTK (1140 AM) Gary Gerould
TV	NBC Sports California (Cable) Grant Napear, Doug Christie, Kayte Christensen-Hunter

2017-2018 Regular Season Stats – Suns vs. Kings

PLAYER	G-GS	MIN	FG-FGA	PCT	3FG-FGA	PCT	FT-FTA	PCT	OFF	DEF	TOT	AST	PF	DQ	STL	TO	BLK	PTS	AVG	HI
Booker	2-2	61	17-41	.415	5-16	.313	9-11	.818	0	7	7	8	7-0	2	3	0	48	24.0	26	
Payton (TOT)	1-1	34	9-14	.643	1-1	1.000	2-3	.667	2	5	7	7	2-0	3	3	0	21	21.0	21	
James	2-1	46	15-22	.682	3-7	.429	2-3	.667	0	3	3	12	4-0	0	5	0	35	17.5	18	
Warren	3-3	101	22-48	.458	0-5	.000	4-5	.800	7	12	19	4	6-0	2	6	2	48	16.0	26	
House	1-0	28	5-9	.556	2-4	.500	2-2	1.000	0	6	6	5	3-0	0	3	0	14	14.0	14	
Jackson	4-2	103	21-50	.420	4-9	.444	8-10	.800	5	13	18	8	8-0	7	11	1	54	13.5	28	
Chriss	4-4	108	18-34	.529	5-11	.455	5-9	.556	5	27	32	7	11-1	2	5	6	46	11.5	19	
Harrison	1-0	23	5-7	.714	0-0	—	0-1	.000	0	0	0	1	2-0	2	2	1	10	10.0	10	
Ulis	4-3	113	13-32	.406	1-8	.125	12-14	.857	1	9	10	19	5-0	3	4	0	39	9.8	13	
Canaan (PHO)	1-0	19	3-5	.600	1-3	.333	2-2	1.000	1	2	3	6	2-0	1	0	0	9	9.0	9	
Len	4-0	87	12-16	.750	1-1	1.000	11-17	.647	7	29	36	6	10-0	0	6	3	36	9.0	17	
Bender	4-1	76	10-24	.417	7-19	.368	3-4	.750	3	15	18	4	6-0	0	4	3	30	7.5	9	
Chandler	3-3	90	6-11	.545	0-0	—	10-12	.833	12	23	35	1	9-0	2	5	3	22	7.3	9	
Daniels	4-1	77	8-27	.296	7-24	.292	2-4	.500	0	0	0	5	5-0	0	0	0	25	6.3	9	
Reed	1-0	10	0-2	.000	0-1	.000	1-2	.500	0	1	1	0	3-0	1	0	0	1	1.0	1	
Dudley	1-0	5	0-1	.000	0-1	.000	0-0	—	0	0	0	0	0-0	0	1	0	0	0.0	0	
Peters	1-0	11	0-0	—	0-0	—	0-2	.000	0	0	0	0	1-0	0	0	0	0	0.0	0	
Williams	1-0	3	0-0	—	0-0	—	0-0	—	0	1	1	0	2-0	0	1	0	0	0.0	0	
SUNS	4	960	155-329	.471	36-109	.330	71-98	.724	41	148	189	86	84-1	22	58	19	417	104.3	117	

PLAYER	G-GS	MIN	FG-FGA	PCT	3FG-FGA	PCT	FT-FTA	PCT	OFF	DEF	TOT	AST	PF	DQ	STL	TO	BLK	PTS	AVG	HIG
Jackson	2-2	59	11-17	.647	4-7	.571	3-3	1.000	3	6	9	4	3-0	1	2	1	29	14.5	19	
Bogdanovic	4-1	126	21-55	.382	9-25	.360	6-8	.750	1	12	13	13	12-0	3	4	1	57	14.3	22	
Fox	3-2	90	13-35	.371	3-6	.500	11-12	.917	2	14	16	9	6-0	5	2	1	40	13.3	19	
Cauley-Stein	4-2	125	22-47	.468	0-0	—	9-20	.450	9	17	26	12	12-0	4	3	2	53	13.3	18	
Hield	4-1	92	20-52	.385	6-16	.375	4-6	.667	3	9	12	1	12-0	7	4	0	50	12.5	14	
Labissiere	3-2	58	14-24	.583	0-1	.000	7-7	1.000	4	8	12	2	6-0	1	4	1	35	11.7	17	
Temple	3-2	67	13-26	.500	8-13	.615	1-2	.500	1	4	5	6	6-0	1	4	3	35	11.7	23	
Hill	3-3	83	8-25	.320	3-10	.300	13-17	.765	2	11	13	8	5-0	5	4	0	32	10.7	18	
Randolph	3-3	68	12-29	.414	0-4	.000	7-7	1.000	4	10	14	9	10-0	2	4	0	31	10.3	17	
Koufos	3-0	65	9-14	.643	0-0	—	5-9	.556	10	12	22	5	7-0	1	2	1	23	7.7	8	
Mason	3-1	74	5-21	.238	1-5	.200	4-4	1.000	1	9	10	10	4-0	3	2	2	15	5.0	7	
Carter	2-1	28	2-6	.333	1-4	.250	2-2	1.000	1	3	4	2	4-0	0	1	0	7	3.5	7	
Hayes (SAC)	1-0	22	1-6	.167	0-3	.000	0-0	—	1	1	2	2	3-0	0	1	0	2	2.0	2	
Caboclo (SAC)	1-0	5	0-0	—	0-0	—	0-0	—	0	1	1	0	0-0	0	0	0	0	0.0	0	
KINGS	4	960	151-357	.423	35-94	.372	72-97	.742	42	117	159	83	90-0	33	37	12	409	102.3	115	

Series Scores & Summary

Date	Site	Final	*A	Date	Site	Final	*A	Date	Site	Final	*A	Date	Site	Final	*A	Date	Site	Final	*A
12/13/68	Cin	123-130	L	11/1/75	K.C.	100-106	L	11/30/83	Phx	118-120	L	3/1/91	Phx	112-106	W	2/5/00	Sac	117-108	W
12/15/68	Cin	101-119	L	12/25/75	Phx	122-111	W	12/17/83	Phx	119-99	W	3/23/91	Sac	100-95	W	3/22/00	Phx	114-93	W
12/18/68	Phx	123-114	W	1/4/76	K.C.	86-98	L	1/7/84	K.C.	98-100	L	11/26/91	Sac	89-104	L	4/9/00	Sac	102-97	W
2/6/69	Tucson	103-124	L	2/24/76	Phx	117-120	L	2/23/84	K.C.	107-95	W	11/27/91	Phx	141-100	W	12/1/00	Sac	98-105	L
2/6/69	Cin	125-113	W	3/21/76	Phx	117-100	W	4/3/84	Phx	113-109	W	1/15/92	Sac	128-111	W	1/2/01	Phx	117-121	L
3/4/69	Phx	122-141	L	12/17/76	Phx	89-90	L	12/7/84	Phx	121-113	W	1/17/92	Sac	134-94	W	3/7/01	Phx	89-100	L
10/30/69	Phx	106-104	W	1/27/77	Omaha	88-89	L	12/18/84	K.C.	116-127	L	4/7/92	Phx	103-101	W	4/15/01	Phx	88-86	W
12/13/69	Phx	106-104	W	2/5/77	K.C.	86-102	L	1/2/85	K.C.	115-107	W	11/8/92	Phx	127-111	W	11/4/00	Phx	114-98	W
12/13/69	Phx	106-110	W	4/7/77	Phx	121-110	L	2/26/85	K.C.	110-100	L	11/4/93	Sac	114-104	W	12/23/00	Sac	101-133	L
12/14/69	Phx	130-137	L	12/6/77	K.C.	103-92	W	3/2/85	Phx	114-111	W	3/5/93	Phx	130-122	W	1/5/02	Phx	112-118	L
1/6/70	Cin	124-128	L	12/29/77	Phx	110-104	W	11/26/85	Sac	107-111	L	3/9/93	Sac	128-108	W	1/13/02	Sac	100-103	L
1/11/70	Cin	125-118	W	1/31/78	Omaha	112-102	W	12/19/85	Phx	107-106	W	4/8/93	Sac	123-114	W	11/22/02	Sac	101-118	L
1/14/70	Phx	133-115	W	3/31/78	Phx	136-112	W	2/21/86	Phx	110-118	L	11/7/93	Phx	132-110	W	12/17/02	Sac	86-95	L
1/13/70	Phx	115-109	W	10/28/78	K.C.	102-112	L	3/19/86	Phx	108-104	W	1/15/94	Sac	119-103	L	12/21/02	Phx	111-101	W
1/18/71	Omaha	118-99	W	12/22/78	Phx	123-103	W	4/5/86	Sac	100-119	L	2/26/94	Phx	112-86	W	3/13/03	Phx	109-84	W
1/20/71	Phx	114-126	L	2/23/79	K.C.	112-121	L	11/25/86	Sac	102-123	L	4/8/94	Sac	101-104	L	12/14/03	Sac	102-107	L
2/1/71	Phx	133-117	W	3/23/79	Phx	126-107	L	12/20/86	Sac	114-122	L	4/23/94	Phx	101-100	W	1/9/04	Sac	93-113	L
10/26/71	Phx	126-99	W	10/21/79	K.C.	85-122	L	3/7/87	Phx	105-102	W	11/4/94	Sac	89-107	L	2/25/04	Sac	94-108	L
11/8/71	Cin	95-110	L	11/21/79	Phx	128-120	W	3/26/87	Sac	115-124	L	12/19/94	Phx	109-98	W	4/9/04	Phx	101-96	W
12/15/71	Cin	127-108	W	12/22/79	K.C.	115-111	W	4/4/87	Phx	132-123	W	1/3/95	Sac	108-100	W	11/13/04	Phx	111-113	L
2/12/72	Phx	117-95	W	12/28/79	Phx	118-112	W	12/20/87	Sac	120-109	W	3/30/95	Sac	113-96	W	2/8/05	Sac	125-123	W
3/8/72	Cin	105-122	L	2/6/80	Phx	97-95	W	12/26/87	Phx	110-112	L	4/18/95	Phx	111-101	W	4/16/05	Phx	116-98	W
11/12/72	K.C.	96-101	L	3/18/80	K.C.	112-109	W	1/30/88	Phx	120-126	L	11/17/95	Sac	96-105	L	4/20/05	Phx	107-132	L
12/12/72	Phx	112-102	W	10/12/80	Phx	109-100	W	2/13/88	Sac	116-114	W	1/21/96	Phx	111-97	W	11/6/05	Phx	117-118	L
1/6/73	K.C.-Om	118-112	W	11/1/80	K.C.	127-100	W	4/9/88	Phx	95-92	W	3/26/96	Phx	102-98	W	1/17/06	Sac	90-119	L
1/18/73	Phx	96-119	L	12/3/80	K.C.	100-103	L	11/15/88	Sac	119-89	W	4/17/96	Sac	102-103	L	2/10/06	Phx	112-104	W
2/25/73	K.C.-Om	111-109	W	3/8/81	K.C.	88-105	L	1/13/89	Phx	111-90	W	12/6/96	Sac	101-95	W	4/11/06	Sac	123-110	W
3/28/73	Phx	107-109	L	3/25/81	Phx	101-110	L	2/18/89	Sac	120-101	W	12/30/96	Phx	104-88	W	12/5/06	Phx	127-102	W
10/28/73	K.C.-Om	93-85	L	12/16/81	K.C.	81-97	L	3/2/89	Phx	119-90	W	3/7/97	Sac	104-97	W	12/16/06	Sac	125-98	W
11/29/73	Phx	119-99	W	1/1/82	Phx	95-87	W	3/30/89	Sac	123-135	L	4/10/97	Phx	101-99	W	3/22/07	Phx	118-100	W
1/14/74	K.C.-Om	97-122	L	2/17/82	K.C.	107-110	L	4/17/89	Phx	140-85	W	11/2/98	Sac	99-96	L	3/25/07	Sac	100-107	L
1/11/74	Phx	100-117	L	3/5/82	Phx	110-98	W	11/10/89	Phx	130-109	W	2/10/98	Phx	88-86	W	11/20/07	Sac	100-98	W
2/22/74	K.C.-Om	104-119	L	4/4/82	Phx	104-95	W	12/17/89	Sac	125-113	W	3/17/98	Phx	107-80	W	11/21/07	Phx	127-111	W
3/3/74	Phx	113-100	W	11/10/82	Phx	106-100	W	1/12/90	Phx	111-96	W	4/7/98	Sac	103-97	W	12/30/07	Sac	117-102	W
10/18/74	Phx	91-94	L	11/27/82	K.C.	99-105	L	2/22/90	Sac	104-98	W	2/8/99	Phx	95-112	L	3/15/08	Phx	127-99	W
1/18/75	K.C.-Om	109-97	W	1/23/83	K.C.	102-92	L	4/12/90	Sac	116-114	W	3/6/99	Phx	99-111	L	11/14/08	Sac	97-95	W
3/4/75	K.C.-Om	99-103	L	2/16/83	St. Louis	102-101	L	12/11/90	Phx	113-90	W	5/2/99	Sac	100-111	L	2/2/09	Phx	129-81	W
3/29/75	Phx	100-104	L	3/24/83	Phx	112-95	W	11/1/91	Sac	97-101	L	12/18/99	Phx	119-103	W	3/29/09	Phx	118-126	L

*Overtime # Cincinnati Royals % Kansas City-Omaha Kings & Kansas City Kings

Suns Players Career Statistics vs. Kings

PPLAYER	G-GS	MIN	FG-FGA	PCT	3FG-FGA	PCT	FT-FTA	PCT	OFF	DEF	TO	AST	PF-DQ	STL	TO	BLK	PTS	AVG	HI
Anderson	23-8	606	131-280	.468	69-156	.442	51-63	.810	46	79	125	26	45-0	13	16	5	382	16.6	36
Ariza	34-25	1057	153-356	.430	52-156	.333	59-76	.776	43	127	170	79	63-1	67	44	8	417	12.3	29
Bender	6-1	109	16-40	.400	9-29	.310	4-5	.800	5	19	24	6	11-0	0	4	3	45	7.5	10
Booker	9-8	280	69-157	.439	17-55	.309	37-48	.771	2	22	24	26	28-0	12	24	4	192	21.3	33
Canaan	7-3	149	29-68	.426	15-44	.341	4-4	1.000	5	9	14	17	12-0	7	5	0	77	11.0	24
Chandler	34-23	1137	156-245	.637	0-0	—	91-142	.641	118	276	394	27	118-1	20	67	44	403	10.9	22
Daniels	12-1	210	34-87	.391	28-70	.400	8-12	.667	3	13	16	8	17-0	0	3	1	104	8.7	28
Harrison	1-0	23	5-7	.714	0-0	—	0-1	.000	0	0	0	1	2-0	2	2	1	10	10.0	10
Holmes	4-0	56	7-13	.538	0-2	.000	0-2	.000	4	7	11	3	8-0	1	3	6	14	3.5	8
Jackson	4-2	103	21-50	.420	4-9	.444	8-10	.800	5	13	18	8	8-0	7	11	1	54	13.5	28
Reed	1-0	10	0-2	.000	0-1	.000	1-2	.500	0	1	1	0	3-0	1	0	0	1	1.0	1
Warren	11-8	334	72-146	.493	3-20	.150	16-19	.842	24	36	60	18	25-0	9	17	4	163	14.8	26

Series Highlights & Top Performances

The Suns have won 30 of the last 49 in the overall series, including 16 of the last 24 games at Talking Stick Resort Arena... Suns guard **Tony Delk**, a former King, set an ARCO Arena record with a career-high 53 points in a 121-117 overtime loss against his former team on Jan. 2, 2001... The Kings ended a 24-game losing streak in Phoenix on February 9, 1999 with a 112-95 win... April 17, 1989, Phoenix recorded its largest margin of victory with 55 points in a 140-85 win... Series highs: Dec. 20, 1987 in Sacramento, Sun **Larry Nance** scored 45 points in the Suns' 120-109 victory... Kings guard **Phil Ford** dished out 21 assists on Feb. 23, 1979 in Kansas City... Dec. 14, 1969 in Phoenix, **Gail Goodrich** tallied a Suns series-high 18 assists.

By The Numbers:

Suns vs. Sacramento 2017-2018: 3-1

10/23/17 at Phoenix: Suns 117, Kings 115

12/12/17 at Sacramento: Kings 99, Suns 92

12/29/17 at Sacramento: Suns 111, Kings 101

4/3/18 at Phoenix: Suns 97, Kings 94

Suns largest margin of victory: 55 (140-85, 4/17/89)

Suns high point total: 141 (11/27/91)

Suns low point total: 68 (3/8/81)

Kings largest margin of victory: 37 (122-85, 10/21/92)

Kings high point total: 142 (1/2/16)

Kings low point total: 80 (3/17/98)

All-Time Series Results:

Suns vs. Kings at Phoenix: 81-30

Suns vs. Kings on road: 52-59

Suns vs. Kings overall: 133-89

HOME

Suns last win: 4/3/18 (97-94)

Suns last loss: 3/15/17 (107-101)

Streaks:

Won two

AWAY

Suns last win: 12/29/17 (111-101)

Suns last loss: 12/12/17 (99-92)

Won one

San Antonio Spurs



One AT&T Center
San Antonio, TX 78219
(210) 444-5500
Fax: (210) 444-5003
www.spurs.com

2018-2019 vs. Suns:

October 31 at Phoenix
November 14 at Phoenix
December 11 at San Antonio
January 29 at San Antonio

2017-2018 Finish:

47-35 (.573)

Third in Southwest Division

Playoffs:

Lost to Golden State 4-1

Chairman & CEO

Julianna Hawn Holt

President of Basketball Ops./Head Coach

Gregg Popovich

President of Sports Franchises/GM

R.C. Buford

Assistant Coaches

Ettore Messina, Ime Udoka,
Becky Hammon, Chip Engelland,
Will Hardy

Head Athletic Trainer

Will Sevensing

Sr. Director of Communications

Tom James

Basketball Communications Manager

Kris Davis

Basketball Communications Coordinator

Jordan Howenstine

Home Court

AT&T Center (18,418, built in 2002)

Team Colors

Metallic Silver, Black

Radio

WOAI (1200 AM) Bill Schoening
KXTN (107.5 FM Spanish) Paul Castro

TV

KENS (Ch. 5), KMY5 (Ch. 35), Fox Sports Southwest (Cable)
Bill Land, Sean Elliott, Dan Weiss

2017-2018 Regular Season Stats – Suns vs. Spurs

PLAYER	G-GS	MIN	FG-FGA	PCT	3FG-FGA	PCT	FT-FTA	PCT	OFF	DEF	TOT	AST	PF-DQ	STL	TO	BLK	PTS	AVG	HIG
James	2-1	50	13-28	.464	2-7	.286	7-9	.778	2	4	6	5	6-0	3	3	1	35	17.5	25
Warren	3-3	89	18-44	.409	2-5	.400	14-15	.933	4	7	11	2	5-0	1	3	0	52	17.3	24
Booker	2-2	61	11-28	.393	4-11	.364	4-4	1.000	0	8	8	6	5-0	1	10	0	30	15.0	21
Len	3-0	51	16-19	.842	0-0	—	4-11	.364	3	10	13	4	2-0	3	3	2	36	12.0	14
Jackson	4-3	108	18-40	.450	3-9	.333	6-11	.545	2	17	19	5	13-0	3	12	4	45	11.3	13
Daniels	4-0	81	14-31	.452	8-21	.381	3-4	.750	2	4	6	4	8-0	2	3	0	39	9.8	14
Chriss	4-4	106	13-37	.351	1-12	.083	10-14	.714	6	22	28	5	13-0	3	8	1	37	9.3	15
Gray	1-0	31	4-16	.250	0-5	.000	1-2	.500	1	3	4	7	5-0	4	1	0	9	9.0	9
Monroe	1-0	22	3-7	.429	0-0	—	2-2	1.000	2	9	11	1	2-0	0	0	0	8	8.0	8
House	3-0	48	7-20	.350	1-8	.125	2-2	1.000	5	4	9	2	1-0	2	1	0	17	5.7	9
Bender	4-1	81	8-20	.400	4-14	.286	0-0	—	2	12	14	6	9-0	1	5	0	20	5.0	12
Jones	1-0	6	2-2	1.000	0-0	—	1-2	.500	1	0	1	1	1-0	0	0	2	5	5.0	5
Chandler	3-3	80	6-10	.600	0-0	—	2-6	.333	9	24	33	4	5-0	1	6	0	14	4.7	7
Ulis	4-3	90	5-22	.227	0-8	.000	5-6	.833	0	1	1	16	3-0	4	6	1	15	3.8	8
Peters	1-0	12	1-7	.143	0-5	.000	0-0	—	2	3	5	0	0-0	0	0	0	2	2.0	2
Reed	1-0	17	1-7	.143	0-2	.000	0-0	—	0	1	1	2	2-0	0	1	0	2	2.0	2
Dudley	3-0	29	0-3	.000	0-3	.000	0-0	—	0	5	5	1	3-0	0	0	0	0	0.0	0
SUNS	4	960	140-341	.411	25-110	.227	61-88	.693	41	134	175	71	83-0	28	63	11	366	91.5	101

PLAYER	G-GS	MIN	FG-FGA	PCT	3FG-FGA	PCT	FT-FTA	PCT	OFF	DEF	TOT	AST	PF-DQ	STL	TO	BLK	PTS	AVG	HIG
Aldridge	3-3	93	26-45	.578	0-3	.000	12-18	.667	13	18	31	8	4-0	1	1	5	64	21.3	23
Leonard	1-1	29	9-19	.474	1-6	.167	2-4	.500	1	2	3	3	0-0	4	1	3	21	21.0	21
Green	2-2	45	12-19	.632	7-12	.583	0-0	—	0	5	5	2	4-0	1	0	0	31	15.5	17
Ginobili	2-0	35	9-14	.643	5-7	.714	6-6	1.000	0	3	3	5	4-0	2	2	1	29	14.5	21
Mills	4-1	84	21-37	.568	11-20	.550	4-5	.800	0	11	11	8	3-0	1	8	2	57	14.3	20
Gay	2-1	56	12-22	.545	0-1	.000	4-4	1.000	7	7	14	3	6-0	1	3	0	28	14.0	16
Forbes	4-2	118	19-50	.380	5-20	.250	3-7	.429	1	12	13	4	12-0	3	7	0	46	11.5	16
Gasol	3-2	74	10-28	.357	3-6	.500	4-6	.667	3	24	27	7	7-0	1	5	6	27	9.0	15
Murray	4-2	71	15-35	.429	0-0	—	6-9	.667	10	17	27	8	9-0	2	4	0	36	9.0	14
Parker	2-1	44	7-13	.538	0-0	—	3-3	1.000	1	5	6	8	0-0	2	3	0	17	8.5	13
Bertans	4-1	80	11-27	.407	6-16	.375	4-4	1.000	5	15	20	5	8-0	1	4	1	32	8.0	12
Paul	4-1	79	10-18	.556	2-8	.250	6-8	.750	1	8	9	9	9-0	9	2	2	28	7.0	11
White	3-0	23	5-7	.714	3-3	1.000	1-2	.500	0	3	3	1	2-0	0	4	0	14	4.7	10
Lauvergne	3-0	42	3-10	.300	0-0	—	5-8	.625	4	10	14	3	1-0	1	6	0	11	3.7	6
Anderson	3-3	67	2-9	.222	1-1	1.000	1-2	.500	1	13	14	8	5-0	5	0	2	6	2.0	4
Hilliard	2-0	21	0-2	.000	0-0	—	1-2	.500	0	1	1	4	1-0	1	1	0	1	0.5	1
SPURS	4	960	171-355	.482	44-103	.427	62-88	.705	47	154	201	86	75-0	35	54	22	448	112.0	129

Series Scores & Summary

Date	Site	Final	%A	Date	Site	Final	%A	Date	Site	Final	%A	Date	Site	Final	%A	Date	Site	Final	%A
10/27/76	S.A.	106-115	L	11/3/83	Phx	142-120	W	12/22/89	Phx	115-119	L	12/21/96	S.A.	88-101	L	3/6/04	Phx	86-107	L
12/5/76	Phx	103-98	W	12/24/83	S.A.	122-106	W	4/22/89	S.A.	121-111	W	3/20/97	Phx	113-106	W	3/27/04	S.A.	76-105	L
1/25/77	Phx	108-116	L	2/7/84	Phx	138-131	W	3/19/90	Phx	102-113	L	4/18/97	S.A.	106-95	W	12/28/04	S.A.	94-115	L
3/8/77	S.A.	115-122	L	2/28/84	S.A.	114-111	W	4/22/90	S.A.	93-108	L	1/9/98	Phx	100-79	W	1/21/05	Phx	123-128	L
10/31/77	Phx	143-145	L	3/3/84	Phx	120-106	W	11/17/90	S.A.	114-128	L	2/14/98	S.A.	94-81	W	3/19/05	Phx	107-101	W
11/2/77	S.A.	104-88	W	12/15/84	S.A.	111-120	L	12/21/90	Phx	128-122	L	2/23/98	Phx	99-79	W	3/18/05	S.A.	91-97	L
11/27/77	Phx	134-112	W	1/18/85	S.A.	100-106	L	2/24/91	S.A.	106-97	W	3/22/98	S.A.	83-93	L	1/7/06	Phx	91-86	W
4/4/78	S.A.	119-125	L	2/4/85	S.A.	102-131	L	4/4/91	Phx	101-109	L	2/17/99	S.A.	79-76	W	3/9/06	Phx	93-117	L
10/17/78	Phx	107-110	L	2/22/85	Phx	111-118	L	12/23/91	S.A.	112-107	W	3/12/99	Phx	97-99	L	3/17/06	S.A.	102-108	L
11/15/78	Phx	125-119	W	3/7/85	Phx	119-117	W	12/29/91	Phx	116-91	W	4/10/99	Phx	110-84	W	11/8/06	S.A.	106-111	L
2/27/79	Phx	133-108	W	11/20/85	Phx	121-100	W	3/7/92	S.A.	109-122	L	4/12/99	S.A.	77-94	L	2/1/07	Phx	103-87	W
3/8/79	S.A.	128-122	W	1/3/86	Phx	121-98	W	4/16/92	Phx	121-101	W	11/7/99	Phx	77-74	W	4/5/07	S.A.	85-92	L
10/30/79	Phx	142-109	W	2/1/86	S.A.	112-111	W	1/2/93	S.A.	113-114	L	12/21/99	S.A.	90-91	L	12/17/07	S.A.	100-95	W
12/30	S.A.	109-118	L	2/18/86	S.A.	114-120	L	1/29/93	Phx	125-110	W	1/7/00	Phx	83-102	L	1/31/08	Phx	81-84	L
11/5/80	S.A.	81-114	L	4/9/86	Phx	102-114	L	2/23/93	S.A.	105-103	W	2/21/00	S.A.	98-89	W	3/9/08	Phx	94-87	W
12/12/80	Phx	130-127	W	11/15/86	S.A.	116-109	W	4/24/93	Phx	99-97	W	11/7/00	Phx	100-81	W	4/9/08	S.A.	96-79	W
12/2/80	S.A.	122-107	L	12/17/86	S.A.	81-94	L	11/10/93	Phx	101-93	W	12/13/00	Phx	103-93	W	10/29/08	S.A.	103-98	W
12/25/80	Phx	131-111	W	1/5/87	Phx	100-115	L	1/13/94	S.A.	88-107	L	12/16/00	S.A.	82-90	L	12/25/08	Phx	90-91	L
1/26/81	S.A.	112-119	L	3/14/87	Phx	108-121	L	4/16/94	Phx	107-95	W	3/1/01	S.A.	71-91	L	1/29/09	Phx	104-114	L
1/15/81	Phx	111-88	W	4/11/87	Phx	136-116	W	4/16/94	S.A.	96-94	W	12/4/01	Phx	93-105	L	3/8/09	S.A.	98-103	L
12/18/81	S.A.	108-104	L	11/14/87	Phx	124-113	W	11/26/94	Phx	111-108	W	2/24/02	Phx	92-83	W	12/15/09	Phx	116-104	W
1/19/82	Phx	108-96	W	12/12/87	S.A.	110-129	L	2/22/95	S.A.	100-105	L	2/26/02	S.A.	91-99	L	2/28/10	S.A.	110-113	L
2/4/82	S.A.	112-118	L	2/18/88	Phx	114-122	L	4/2/95	S.A.	106-109	L	4/16/02	S.A.	71-95	L	4/7/10	Phx	112-101	L
4/14/82	Phx	104-92	W	3/7/88	S.A.	109-114	L	4/12/95	Phx	115-111	W	11/29/02	Phx	94-87	W	11/3/10	Phx	110-112	L
11/7/82	S.A.	100-101	L	4/13/88	Phx	123-116	W	12/2/95	S.A.	93-101	L	1/14/03	S.A.	100-108	L	12/20/10	S.A.	110-118	L
12/21/82	S.A.	114-113	W	11/26/88	S.A.	104-117	L	12/25/95	Phx	100-105	L	3/4/03	S.A.	104-97	W	4/2/11	S.A.	97-114	L
1/19/83	Phx	118-113	W	12/20/88	Phx	128-110	W	3/31/96	S.A.	83-97	L	4/13/03	Phx	92-85	W	4/13/11	Phx	106-103	W
3/2/83	Phx	110-106	W	4/15/89	Phx	137-91	W	4/2/96	Phx	111-104	W	10/28/03	S.A.	82-83	L	11/5/12	S.A.	91-102	L
3/9/83	S.A.	105-108	L	11/21/89	S.A.	98-107	L	12/20/96	Phx	93-76	W	12/23/04	Phx	84-86	L	3/27/12	Phx	100-107	L

*Overtime

Suns Players Career Statistics vs. Spurs

PLAYER	G-GS	MIN	FG-FGA	PCT	3FG-FGA	PCT	FT-FTA	PCT	OFF	DEF	TOT	AST	PF-DQ	STL	TO	BLK	PTS	AVG	HI
Anderson	27-10	706	99-251	.394	42-115	.365	53-59	.898	43	97	140	21	57-0	13	16	4	293	10.9	30
Ariza	38-30	1131	134-313	.428	61-144	.424	47-70	.671	24	135	159	67	79-0	58	55	8	376	9.9	19
Bender	7-1	140	15-32	.469	9-22	.409	0-0	—	2	25	27	9	18-0	2	6	1	39	5.6	12
Booker	9-9	279	48-122	.393	12-35	.343	33-36	.917	5	24	29	29	28-0	6	25	0	141	15.7	39
Canaan	5-2	91	7-29	.241	4-16	.250	0-0	—	2	6	8	9	5-0	1	2	0	18	3.6	12
Chandler	38-34	1076	111-189	.587	0-1	.000	67-103	.650	103	249	352	39	121-2	18	75	28	289	7.6	19
Daniels	11-0	183	28-65	.431	18-48	.375	3-5	.600	4	11	15	10	15-0	2	9	0	77	7.0	14
Holmes	4-0	48	3-13	.231	0-1	.000	2-6	.333	4	8	12	2	6-0	1	4	1	8	2.0	4
Jackson	4-3	108	18-40	.450	3-9	.333	6-11	.545	2	17	19	5	13-0	3	12	4	45	11.3	13
Reed	1-0	17	1-7	.143	0-2	.000	0-0	—	0	1	1	2	2-0	0	1	0	2	2.0	2
Warren	10-4	276	56-115	.487	5-11	.455	28-30	.933	12	15	27	7	27-1	7	11	4	145	14.5	24

Series Highlights & Top Performances

Nov. 23, 2015, **Devin Booker** became the youngest Suns player ever to make a start (19 years, 24 days)... ADec. 25, 2008, **Steve Nash** became only the 13th player in league history to reach 7,000 assists... Jan. 21, 2005, **Manu Ginobili** scored a career-high and series-high 48 points in a 128-123 Suns overtime loss at USAC... Nov. 29, 2002, **Stephon Marbury** had 43 points and set Suns, USAC record for points in a quarter with 26 points in fourth period and USAC mark with 34 second-half points... Feb. 24, 2002, Phoenix posted the 1,500th win in club history in 2,730 games with a 92-83 win at USAC to become fourth-fastest NBA team to reach the 1,500-win mark (Boston, Lakers, Philadelphia)... April 6, 1994 in Phoenix, **Kevin Johnson** set a Phoenix record with 25 assists... April 2, 1995 in San Antonio, **Charles Barkley** scored a Suns series-high 45 points... Nov. 10, 1993 in Phoenix, **Dennis Rodman** grabbed a series-high 25 rebounds.

By The Numbers:

Suns vs. San Antonio 2017-2018: 0-4

11/5/17 at San Antonio: Spurs 112, Suns 95

12/9/17 at Phoenix: Spurs 104, Suns 101

1/5/18 at San Antonio: Spurs 103, Suns 89

2/7/18 at Phoenix: Spurs 129, Suns 81

All-Time Series Results:

Suns vs. Spurs at Phoenix: 51-33

Suns vs. Spurs at San Antonio: 25-60

Suns vs. Spurs overall: 76-93

Suns largest margin of victory: 46 (137-91, 4/15/89)

Suns high point total: 143 (10/31/77)

Suns low point total: 71 (4/16/02, 3/1/01)

Spurs largest margin of victory: 48 (129-81, 2/7/18)

Spurs high point total: 145 (10/31/77)

Spurs low point total: 74 (11/7/99)

	HOME	AWAY
Suns last win:	1/14/17 (108-105)	2/27/13 (105-101)
Suns last loss:	2/7/18 (129-81)	1/5/18 (103-89)
Streaks:	Lost two	Lost nine

Toronto Raptors



40 Bay Street, Suite 500
Toronto, Ontario, Canada
M5J 2X2
(416) 815-5600
Fax: (416) 359-9331
www.raptors.com

2018-2019 vs. Suns:

November 2 at Phoenix
 January 17 at Toronto

2017-2018 Finish:

59-23 (.720)
 First in Atlantic Division

Playoffs:

Defeated Washington 4-2
 Lost to Cleveland 4-0

Chairman of the Board & Gov.	Lawrence M. Tanenbaum, O.C.
President	Masai Ujiri
General Manager	Bobby Webster
Head Coach	Nick Nurse
Assistant Coaches	Adrian Griffin, Sergio Scariolo, Nate Bjorkgren, Phil Handy, Patrick Mutumbo, Jim Sann, Alex McKechnie
Head Athletic Trainer	Scott McCullough
Director, Communications	Jennifer Quinn
Sr. Manager, Basketball Comm.	Roven Yau
Manager, Communications	Phil Summers
Coordinator, Communications	Stefano Toniutti
Home Court	Scotiabank Arena (19,800, built in 1999)
Team Colors	Red, Black, Silver
Radio	TSN Radio (1050 AM), Sportsnet (590 AM) Paul Jones, Eric Smith, Jack Armstrong, Sherman Hamilton
TV	TSN, TSN2, Sportsnet, Sportsnet ONE Matt Devlin, Leo Rautins, Jack Armstrong, Sherman Hamilton

2017-2018 Regular Season Stats – Suns vs. Raptors

PLAYER	G-GS	MIN	FG-FGA	PCT	3FG-FGA	PCT	FT-FTA	PCT	OFF	DEF	TOT	AST	PF	DQ	STL	TO	BLK	PTS	AVG	HI
Daniels	2-0	53	16-26	.615	10-17	.588	3-3	1.000	0	5	5	1	2-0	0	1	1	45	22.5	32	
Booker	1-1	39	4-15	.267	1-5	.200	10-12	.833	0	5	5	8	4-0	2	1	1	19	19.0	19	
Monroe (PHO)	2-2	56	10-15	.667	0-0	—	8-12	.667	3	18	21	3	5-0	4	5	2	28	14.0	17	
Warren	2-2	48	10-26	.385	1-3	.333	7-8	.875	1	3	4	1	9-1	0	5	0	28	14.0	17	
Dudley	1-0	25	3-6	.500	2-4	.500	4-4	1.000	0	5	5	3	5-0	1	0	0	12	12.0	12	
Len	2-0	36	9-14	.643	0-0	—	5-7	.714	4	9	13	4	6-0	1	5	6	23	11.5	14	
Ulis	2-2	51	8-13	.615	1-2	.500	4-4	1.000	1	5	6	11	2-0	0	3	1	21	10.5	16	
James	2-0	34	8-16	.500	0-2	.000	1-2	.500	0	4	4	7	1-0	2	3	1	17	8.5	10	
Jackson	2-1	49	3-13	.231	0-6	.000	9-12	.750	0	2	2	2	5-0	0	3	0	15	7.5	13	
Chriss	2-2	28	1-4	.250	1-3	.333	4-6	.667	1	4	5	1	6-0	0	1	0	7	3.5	5	
Bender	2-0	40	2-7	.286	1-5	.200	0-0	—	0	5	5	1	2-0	0	1	1	5	2.5	5	
House	1-0	20	0-3	.000	0-1	.000	2-2	1.000	0	1	1	1	1-0	0	0	0	2	2.0	2	
SUNS	2	480	74-158	.468	17-48	.354	57-72	.792	10	66	76	43	48-1	10	28	13	222	111.0	113	

PLAYER	G-GS	MIN	FG-FGA	PCT	3FG-FGA	PCT	FT-FTA	PCT	OFF	DEF	TOT	AST	PF	DQ	STL	TO	BLK	PTS	AVG	HI
DeRozan	2-2	71	19-41	.463	0-5	.000	19-22	.864	2	12	14	12	3-0	3	1	0	57	28.5	37	
Ibaka	2-2	67	16-24	.667	5-8	.625	3-3	1.000	3	16	19	2	7-0	1	0	4	40	20.0	21	
Lowry	2-2	69	10-24	.417	7-17	.412	5-6	.833	1	7	8	17	4-0	3	4	0	32	16.0	20	
Anunoby	2-2	44	9-15	.600	5-7	.714	2-2	1.000	1	3	4	0	7-0	1	2	0	25	12.5	16	
Valanciunas	2-2	49	7-17	.412	1-1	1.000	9-12	.750	3	16	19	0	5-0	3	3	0	24	12.0	20	
Miles	2-0	36	6-15	.400	4-10	.400	4-5	.800	0	2	2	1	5-0	1	0	0	20	10.0	15	
VanVleet	2-0	45	6-18	.333	2-8	.250	4-4	1.000	0	0	0	9	6-0	2	4	0	18	9.0	13	
Poeltl	2-0	40	7-12	.583	0-0	—	3-3	1.000	5	4	9	1	5-0	0	0	2	17	8.5	13	
Powell	2-0	27	2-11	.182	0-4	.000	0-0	—	0	2	2	1	8-0	2	6	0	4	2.0	4	
Siakam	2-0	29	2-6	.333	0-2	.000	0-0	—	1	9	10	3	3-0	4	1	1	4	2.0	2	
Brown	2-0	3	0-1	.000	0-0	—	0-0	—	0	0	0	0	0-0	0	0	0	0	0.0	0	
McKinnie	1-0	0	0-0	—	0-0	—	0-0	—	0	0	0	0	0-0	0	0	0	0	0.0	0	
RAPTORS	2	480	84-184	.457	24-62	.387	49-57	.860	16	71	87	46	53-0	20	25	7	241	120.5	126	

Series Scores & Summary

Date	Site	Final	W/L	Date	Site	Final	W/L
11/10/95	Tor	112-108	W	12/5/07	Tor	136-123	W
2/23/96	Phx	110-105	W	12/22/07	Phx	122-103	W
2/1/97	Tor	86-110	L	1/18/09	Tor	117-113	W
3/11/97	Phx	101-105	L	2/27/09	Phx	133-113	W
12/5/97	Phx	110-91	W	11/15/09	Phx	101-100	W
2/3/98	Tor	110-105	W	11/29/09	Tor	113-94	W
11/23/99	Phx	94-93	W	2/25/11	Tor	110-92	W
2/27/00	Tor	102-103	L	3/23/11	Phx	114-106	W
12/10/00	Tor	95-87	W	1/24/12	Phx	96-99	L
12/30/00	Phx	109-103	W	11/30/12	Tor	97-101	L
11/18/01	Phx	81-87	L	3/6/13	Phx	71-98	L
12/9/01	Tor	91-90	W	12/6/13	Phx	106-97	W
2/21/03	Tor	89-92	L	3/16/14	Tor	121-113	W
3/17/03*	Phx	95-91	W	11/24/14	Tor	100-104	L
1/4/04	Tor	73-83	L	1/4/15	Phx	125-109	W
2/10/04	Phx	94-101	L	11/29/15	Tor	107-102	W
12/26/04	Phx	106-94	W	2/2/16	Phx	97-104	L
1/30/05	Tor	123-105	W	12/29/16	Phx	99-91	W
11/22/05	Phx	90-82	W	1/22/17	Tor	115-103	W
3/31/06	Tor	140-126	W	12/5/17	Tor	113-126	L
12/19/06	Phx	115-98	W	12/13/17	Phx	109-115	L
1/3/07	Tor	100-98	W				

*Overtime

Suns Players Career Statistics vs. Raptors

PLAYER	G-GS	MIN	FG-FGA	PCT	3FG-FGA	PCT	FT-FTA	PCT	OFF	DEF	TOT	AST	PF-DQ	STL	TO	BLK	PTS	AVG	HI
Anderson	19-10	500	83-187	.444	44-108	.407	29-36	.806	41	67	108	16	34-0	6	19	5	239	12.6	28
Ariza	31-16	831	77-206	.374	34-88	.386	45-66	.682	32	98	130	51	67-2	37	43	8	233	7.5	20
Bender	4-0	55	3-12	.250	2-8	.250	0-0	—	2	7	9	2	7-0	0	2	1	8	2.0	5
Booker	4-4	152	25-67	.373	13-31	.419	22-27	.815	0	19	19	15	16-0	7	8	1	85	21.3	27
Canaan	6-2	118	17-43	.395	16-33	.485	5-6	.833	1	5	6	9	10-0	1	6	0	55	9.2	18
Chandler	38-27	1014	110-182	.604	0-0	—	67-98	.684	106	195	301	40	113-3	25	62	66	287	7.6	18
Daniels	6-0	121	30-57	.526	21-40	.525	10-10	1.000	2	6	8	4	5-0	1	4	1	91	15.2	32
Holmes	6-1	90	17-35	.486	1-5	.200	3-4	.750	8	19	27	7	16-1	4	5	2	38	6.3	15
Jackson	2-1	49	3-13	.231	0-6	.000	9-12	.750	0	2	2	2	5-0	0	3	0	15	7.5	13
Warren	6-3	130	21-57	.368	1-6	.167	10-14	.714	5	17	22	3	15-1	3	7	3	53	8.8	17

Series Highlights & Top Performances

Phoenix has won 20 of the last 27 meetings... Dec. 13, 2017, **Troy Daniels** scored a career-high 32 points, shooting 11-of-16 from the field and 7-of-10 from three-point range... The Suns scored a series-high 140 points on March 31, 2006, the most points ever scored at the Air Canada Centre... Jan. 30, 2005, Phoenix's 46 points in the third quarter of the team's 123-105 victory, was the most points scored ever in a quarter vs. Toronto... Toronto held the Suns to a series-low 73 points on Jan. 4, 2004 in Toronto... Feb. 27, 2000, **Vince Carter** scored 51 points for the Raptors in a 103-102 Toronto win... Feb. 3, 1998, **Jason Kidd** dished out a series-high 16 assists... **Marcus Camby** tied a Raptors franchise record with nine blocked shots as Toronto gained its first-ever win over the Suns, 110-86, on Feb. 1, 1997... The Raptors had 15 blocked shots as a team in that contest... On March 11, 1997, Toronto gained its first road victory in the series, 105-101, at USAC... Phoenix took the first-ever meeting in the series, 112-108, on Nov. 10, 1995.

By The Numbers:

Suns vs. Toronto 2017-2018: 0-2

12/5/17 at Toronto: Raptors 126, Suns 113

12/13/17 at Phoenix: Raptors 115, Suns 109

All-Time Series Results:

Suns vs. Raptors at Phoenix: 15-7

Suns vs. Raptors at Toronto: 14-7

Suns vs. Raptors overall: 29-14

Suns largest margin of victory: 20 (2/27/09, 133-113)

Suns high point total: 140 (3/31/06)

Suns low point total: 71 (3/6/13)

Raptors largest margin of victory: 27 (98-71, 3/6/13)

Raptors high point total: 126 (12/5/17, 3/31/06)

Raptors low point total: 82 (11/22/05)

	HOME	AWAY
Suns last win:	12/29/16 (99-91)	1/22/17 (115-103)
Suns last loss:	12/13/17 (115-109)	12/5/17 (126-113)
Streaks:	Lost one	Lost one

Utah Jazz



1414 S. 500 W
Salt Lake City, UT 84115(801)
(801) 325-2500
Fax: (801) 325-2578
www.utahjazz.com

2018-2019 vs. Suns:

February 6 at Utah
March 13 at Phoenix
March 25 at Utah
April 3 at Phoenix

2017-2018 Finish:

48-34 (.585)
Third in Northwest Division

Playoffs:

Defeated Oklahoma City 4-2
Lost to Houston 4-1

Owner	Gail Miller
President	Steve Starks
General Manager	Dennis Lindsey
Head Coach	Quin Snyder
Assistant Coaches	Johnnie Bryant, Zach Guthrie, Alex Jensen, Fotis Katsikaris, Antonio Lang, Lamar Skeeter, Jeff Watkinson, Mike Wells
VP of Performance Health Care	Mike Elliott
Head Athletic Trainer	Eric Waters
Sr. Vice President, Communications	Frank Zang
Vice President, Communications	Derek Garduno
Director, Communications	Madeline Crandall
Manager, Communications	Danny Franks
Home Court	Vivint Smart Home Arena (18,306, built in 1991)
Team Colors	Navy, Dark Yellow, Dark Green, Gray
Radio	KZNS (1280 AM/97.5 FM) David Locke, Ron Boone
TV	AT&T SportsNet (Cable) Craig Bolerjack, Matt Harpring, Kristen Kenney

2017-2018 Regular Season Stats – Suns vs. Jazz

PLAYER	G-GS	MIN	FG-FGA	PCT	3FG-FGA	PCT	FT-FTA	PCT	OFF	DEF	TOT	AST	PF-DQ	STL	TO	BLK	PTS	AVG	HI
Booker	4-4	136	25-81	.309	9-29	.310	16-19	.842	5	16	21	14	12-0	1	13	2	75	18.8	28
Jackson	4-1	109	25-52	.481	4-11	.364	9-12	.750	4	22	26	4	12-0	4	6	0	63	15.8	22
Warren	4-4	111	24-49	.490	0-1	.000	7-9	.778	3	10	13	2	12-0	3	4	1	55	13.8	27
Len	3-2	91	10-21	.476	0-0	—	10-14	.714	11	17	28	0	5-0	4	5	7	30	10.0	14
Ulis	4-0	71	16-31	.516	5-8	.625	0-0	—	0	3	3	12	9-0	2	3	0	37	9.3	14
Bender	4-2	104	10-24	.417	8-21	.381	4-4	1.000	2	21	23	8	13-0	2	7	3	32	8.0	16
Payton (TOT)	3-3	79	10-21	.476	1-2	.500	3-4	.750	2	12	14	16	5-0	4	8	1	24	8.0	13
Payton (PHO)	2-2	55	7-14	.500	1-2	.500	2-2	1.000	1	10	11	13	2-0	1	6	1	17	8.5	13
Gray	1-0	9	2-3	.667	1-1	1.000	2-3	.667	0	1	1	1	1-0	1	0	1	7	7.0	7
Chandler	2-2	40	5-7	.714	0-0	—	2-2	1.000	6	7	13	3	6-0	2	2	3	12	6.0	6
Harrison	1-0	18	2-6	.333	0-1	.000	2-6	.333	2	5	7	3	4-0	0	2	0	6	6.0	6
James	1-1	22	1-10	.100	1-2	.500	2-2	1.000	0	4	4	2	2-0	1	1	0	5	5.0	5
Chriss	4-2	70	7-20	.350	1-6	.167	1-2	.500	2	13	15	2	5-0	1	5	2	16	4.0	5
House	1-0	8	2-3	.667	0-1	.000	0-1	.000	0	2	2	0	0-0	0	0	0	4	4.0	4
Daniels	4-0	57	5-13	.385	1-7	.143	0-0	—	0	7	7	2	11-0	0	4	0	11	2.8	5
Dudley	3-0	41	2-5	.400	2-4	.500	0-0	—	0	1	1	3	6-0	1	4	0	6	2.0	6
Reed	2-0	9	1-3	.333	1-1	1.000	0-0	—	0	2	2	0	0-0	1	0	0	3	1.5	3
Peters	2-0	10	0-3	.000	0-2	.000	0-0	—	0	2	2	1	0-0	0	0	0	0	0.0	0
SUNS	4	960	144-345	.417	34-97	.351	57-76	.750	36	143	179	70	100-0	24	62	20	379	94.8	97

PLAYER	G-GS	MIN	FG-FGA	PCT	3FG-FGA	PCT	FT-FTA	PCT	OFF	DEF	TOT	AST	PF-DQ	STL	TO	BLK	PTS	AVG	HI
Mitchell	4-3	120	35-71	.493	13-29	.448	6-9	.667	4	12	16	18	7-0	4	9	2	89	22.3	40
Hood	1-1	35	7-16	.438	2-7	.286	6-6	1.000	0	1	1	2	1-0	0	3	0	22	22.0	22
Gobert	4-4	140	23-36	.639	0-0	—	15-19	.789	12	41	53	5	14-0	2	9	12	61	15.3	21
Crowder (UTA)	2-0	53	10-22	.455	2-9	.222	8-10	.800	1	14	15	4	5-0	3	0	0	30	15.0	15
Ingles	4-4	125	20-48	.417	13-28	.464	4-5	.800	3	10	13	11	7-0	7	3	1	57	14.3	17
Rubio	3-3	92	16-39	.410	5-12	.417	4-6	.667	3	12	15	31	10-0	10	7	1	41	13.7	15
Favors	4-4	111	21-37	.568	0-6	.000	8-17	.471	15	20	35	7	5-0	1	4	3	50	12.5	18
O'Neale	3-1	84	12-28	.429	4-7	.571	6-6	1.000	4	12	16	7	11-0	5	2	3	34	11.3	19
Exum	1-0	14	3-7	.429	0-1	.000	4-6	.667	0	3	3	2	1-0	0	1	0	10	10.0	10
Johnson	2-0	39	6-17	.353	2-7	.286	1-1	1.000	2	8	10	3	1-0	0	0	1	15	7.5	12
Sefolosha	1-0	18	1-2	.500	1-2	.500	1-2	.500	0	2	2	0	2-0	0	3	0	4	4.0	4
Jerebko	3-0	32	3-11	.273	1-8	.125	3-6	.500	0	7	7	1	3-0	0	1	0	10	3.3	6
Udoh	3-0	23	2-2	1.000	0-0	—	3-3	1.000	0	3	3	1	4-0	0	1	3	7	2.3	7
Neto	3-0	37	3-12	.250	0-5	.000	0-0	—	0	5	5	5	3-0	0	3	1	6	2.0	4
Burks	3-0	34	2-7	.286	0-3	.000	0-0	—	0	8	8	4	3-0	1	3	0	4	1.3	4
Niang	1-0	3	0-1	.000	0-0	—	0-0	—	0	0	0	0	0-0	0	0	0	0	0.0	0
JAZZ	4	960	164-356	.461	43-124	.347	69-96	.719	44	158	202	101	77-0	33	50	27	440	110.0	129

Series Scores & Summary

Date	Site	Final	%A	Date	Site	Final	%A	Date	Site	Final	%A	Date	Site	Final	%A	Date	Site	Final	%A
11/6/74	N.O.#	105-102	W	3/29/81	Phx	105-90	W	4/3/87	Phx	112-98	W	11/21/94	Utah	91-106	L	1/8/02	Utah	84-98	L
11/26/74	Phx	120-110	W	11/7/81	Utah	87-95	L	11/13/87	Utah	92-109	L	2/8/95	Utah	108-104	W	4/1/02	Phx	96-97	L
1/25/75	Phx	94-50	W	12/5/81	Phx	101-99	W	11/18/87	Phx	90-80	W	2/19/95	Phx	110-107	W	11/18/02	Utah	76-99	L
2/21/75	N.O.	96-98	L	2/13/82	Utah	115-120	L	2/17/88	Utah	103-108	L	3/28/95	Phx	102-111	L	1/8/03	Utah	95-89	L
12/19/75	N.O.	104-89	W	3/3/82	Phx	115-102	W	3/22/88	Utah	96-103	L	11/27/95	Utah	105-114	L	1/12/03	Phx	107-99	W
12/21/75	Phx	107-120	L	3/29/82	Utah	113-102	W	4/5/88	Phx	111-106	W	2/26/96	Utah	87-110	L	3/19/03	Phx	86-99	L
2/14/76	Phx	112-93	W	11/4/82	Phx	119-104	W	11/19/88	Utah	121-134	L	4/4/96	Phx	107-100	W	11/5/03	Utah	80-91	L
2/20/76	N.O.	103-102	W	12/25/82	Utah	111-101	W	2/6/89	Phx	104-87	W	4/10/96	Utah	79-103	L	2/7/04	Phx	92-96	L
10/22/76	N.O.	98-111	L	2/2/83	Phx	112-96	W	2/20/89	Utah	92-118	L	12/12/96	Utah	95-87	W	3/12/04	Phx	90-99	L
1/25/77	Phx	118-102	W	2/29/83	Phx	110-103	W	4/5/89	Phx	114-104	W	1/16/97	Utah	91-95	L	4/18/04	Utah	86-84	W
3/19/77	Phx	100-104	L	3/29/83	Phx	115-107	W	12/13/89	Utah	95-102	L	11/20/04	Utah	115-102	W	12/14/12	Phx	95-87	L
3/30/77	N.O.	100-112	L	11/29/83	L.V.	110-114	L	2/14/90	Phx	114-103	W	4/15/97	Phx	122-127	L	12/15/04	Phx	108-86	W
10/28/77	N.O.	107-114	L	12/2/83	Phx	113-116	L	3/13/90	Utah	114-106	W	11/4/97	Phx	106-84	W	11/2/05	Utah	108-115	L
11/10/77	Phx	127-111	W	1/10/84	Utah	98-107	L	4/9/90*	Phx	119-115	W	2/26/98	Utah	97-108	L	2/14/05	Phx	136-128	W
12/16/77	N.O.	126-113	W	2/2/84	Utah	95-116	L	11/2/90	Tokyo	119-96	W	3/24/98	Utah	73-92	L	11/5/05	Utah	97-88	W
1/11/78	Phx	142-99	W	2/28/84	Phx	113-100	W	11/3/90	Tokyo	101-102	L	4/17/98	Phx	99-102	L	11/18/05	Phx	102-94	W
1/21/78	N.O.	106-89	W	11/17/84	Utah	94-108	L	2/6/91	Utah	99-103	L	2/11/99	Phx	74-82	L	3/21/06	Utah	99-107	L
1/12/78	Phx	128-122	W	11/27/84	Phx	115-102	W	4/2/91	Phx	131-117	W	4/9/99	Utah	92-95	L	11/3/06	Phx	104-108	L
2/17/79	Phx	136-112	W	1/12/85	Phx	110-94	W	11/30/91*	Utah	134-125	W	4/21/99	Phx	91-82	W	11/18/06*	Utah	117-120	L
3/18/79	N.O.	117-121	L	4/6/85	Utah	94-105	L	1/31/92*	Utah	116-117	L	4/26/99	Utah	99-85	W	2/3/07	Phx	105-108	L
11/6/79	Utah	120-107	W	4/12/85	Phx	96-92	W	3/1/92	Utah	114-109	W	12/27/99	Utah	91-92	L	4/14/07	Utah	126-98	W
12/19/79	Phx	117-99	W	11/1/85	Utah	110-121	L	4/3/92	Utah	94-113	L	3/10/00	Phx	96-99	W	12/12/07	Phx	103-98	W
1/13/80	Phx	106-103	W	12/16/85	Phx	111-92	W	11/12/92	Utah	102-91	W	4/6/00	Utah	85-105	L	1/10/08	Utah	86-108	L
1/15/80	Utah	115-108	W	2/27/86	Utah	87-105	L	2/26/93	Phx	113-106	W	4/16/00	Phx	82-95	L	3/7/08	Phx	118-126	L
2/28/80	Utah	111-101	W	3/7/86	Phx	103-105	L	4/11/93	Phx	112-99	W	12/21/01	Utah	98-109	L	1/17/08	Utah	97-109	L
3/7/80	Phx	110-94	W	3/27/86	Utah	109-119	L	4/17/93	Utah	101-110	L	2/25/01	Phx	90-80	W	12/6/08	Phx	106-104	W
10/15/80	Utah	107-93	W	1/15/87	Phx	123-107	W	11/27/93	Phx	120-98	W	3/9/01	Utah	95-107	L	3/25/09	Phx	118-114	W
12/19/80	Phx	108-90	W	2/10/87	Utah	102-98	W	1/5/94	Utah	107-91	W	4/18/01	Phx	98-93	W	3/28/09*	Utah	99-104	L
2/4/81	Utah	114-89	W	2/13/87	Phx	105-98	W	2/25/94	Utah	87-107	L	11/26/01*	Utah	111-104	W	1/25/10	Utah	115-124	L
3/5/81	Utah	112-100	W	3/1/87	Utah	95-110	L	3/6/94	Phx	92-103	L	11/30/01	Phx	98-76	W	3/4/10	Phx	108-116	L

*Overtime # New Orleans Jazz

Suns Players Career Statistics vs. Jazz

PLAYER	G-GS	MIN	FG-FGA	PCT	3FG-FGA	PCT	FT-FTA	PCT	OFF	DEF	TOT	AST	PF-DQ	STL	TO	BLK	PTS	AVG	HI
Anderson	22-8	580	79-193	.409	43-106	.406	44-48	.917	28	64	92	28	43-1	13	27	8	245	11.1	28
Ariza	39-31	1150	142-307	.463	59-138	.428	62-87	.713	37	122	159	63	80-0	60	44	9	405	10.4	26
Bender	7-2	177	15-37	.405	12-33	.364	5-7	.714	3	28	31	9	21-0	2	11	6	47	6.7	16
Booker	11-11	362	69-182	.379	17-55	.309	31-35	.886	6	28	34	28	30-0	10	30	3	186	16.9	28
Canaan	7-3	120	14-46	.304	7-22	.318	9-14	.643	2	13	15	9	10-0	3	8	0	44	6.3	16
Chandler	36-31	1012	113-190	.595	0-0	—	72-110	.655	91	208	299	37	120-2	21	64	48	298	8.3	21
Daniels	12-1	159	14-44	.318	8-25	.320	1-2	.500	2	13	15	4	23-0	1	12	0	37	3.1	6
Harrison	1-0	18	2-6	.333	0-1	.000	2-6	.333	2	5	7	3	4-0	0	2	0	6	6.0	6
Holmes	4-1	48	11-16	.688	2-3	.667	4-8	.500	3	6	9	2	8-0	0	1	5	28	7.0	18
Jackson	4-1	109	25-52	.481	4-11	.364	9-12	.750	4	22	26	4	12-0	4	6	0	63	15.8	22
Reed	2-0	9	1-3	.333	1-1	1.000	0-0	—	0	2	2	0	0-0	1	0	0	3	1.5	3
Warren	8-7	196	35-72	.486	2-5	.400	11-13	.846	6	13	19	3	21-0	5	5	1	83	10.4	27

Series Highlights & Top Performances

The Suns have won 23 of the last 51 contests... Feb. 2, 2018, **Devin Booker** made 60 consecutive free throw attempts from Jan. 7-Feb. 2, a new Suns' single season record... April 3, 2016, **Tyson Chandler** scored a season-high 21 points (10-12 FG) and grabbed 18 rebounds vs. Utah... March 7, 2008, **Shaquille O'Neal** became only the 11th player in NBA history to reach 26,000 career points with 20 points (8-12 FG), seven rebounds and two blocks... April 14, 2007, Phoenix claimed its 61st victory of the season with a 126-98 win at Utah, the second-most in franchise history behind only the 2004-05 and 1992-93 teams that each won 62 games... March 18, 1977 in Phoenix, **Pete Maravich** scored series-high 51 points... Jan. 15, 1987 in Phoenix, **Walter Davis** scored Suns series-high 45 points... April 2, 1991 in Phoenix, **Kevin Johnson** handed out a Suns series-best 20 assists... Nov. 19 and March 22, 1988, **John Stockton** dished out a series-high 21 assists... Oct. 28, 1977 in New Orleans, Jazz forward **Leonard "Truck" Robinson** grabbed series-high 25 boards.

By The Numbers:

Suns vs. Utah 2017-2018: 1-3

10/25/17 at Phoenix: Suns 97, Jazz 88

2/2/18 at Phoenix: Jazz 129, Suns 97

2/14/18 at Utah: Jazz 107, Suns 97

3/15/18 at Utah: Jazz 116, Suns 88

Suns largest margin of victory: 43 (142-99, 1/11/78)

Suns high point total: 142 (1/11/78)

Suns low point total: 69 (3/17/16)

Jazz largest margin of victory: 34 (103-69, 3/17/16)

Jazz high point total: 134 (11/19/88)

Jazz low point total: 76 (11/30/01)

All-Time Series Results:

Suns vs. Jazz at Phoenix: 61-28

Suns vs. Jazz on road: 31-60

Suns vs. Jazz overall: 92-88

HOME

Suns last win: 10/25/17 (97-88)

Suns last loss: 2/2/18 (129-97)

Streaks:

Lost one

AWAY

11/29/13 (112-101)

3/15/18 (116-88)

Lost eight

Washington Wizards



601 F Street NW
Washington, DC 20004
(202) 661-5000

Fax: (202) 661-5113
www.washingtonwizards.com

2018-2019 vs. Suns:

December 22 at Washington
March 27 at Phoenix

2017-2018 Finish:

43-39 (.524)

Second in Southeast Division

Playoffs:

Lost to Toronto 4-2

Chairman & Majority Owner

Ted Leonsis

President of Basketball Operations

Ernie Grunfeld

Sr. VP, Basketball Operations

Tommy Sheppard

Head Coach

Scott Brooks

Assistant Coaches

Tony Brown, Robert Pack,
Ryan Richman, Mike Terpstra,
Maz Trakh, David Adkins

Head Athletic Trainer

TBD

Vice President of Communications

Scott Hall

Director of Media Relations

DeAndre Philips

Director of Basketball Communications

Daren Jenkins

Home Court

Capital One Arena (20,356, built in 1997)

Team Colors

Red, White, Blue

Radio

WNEW (99.1 FM), WFED (1500 AM) Dave Johnson, Glen Consor

TV

NBC Sports Washington (Cable)
Steve Buckhantz, Kara Lawson, Chris Miller

2017-2018 Regular Season Stats – Suns vs. Wizards

PLAYER	G-GS	MIN	FG-FGA	PCT	3FG-FGA	PCT	FT-FTA	PCT	OFF	DEF	TOT	AST	PF	DQ	STL	TO	BLK	PTS	AVG	HI
Warren	2-2	79	25-42	.595	1-2	.500	12-17	.706	6	12	18	2	4-0	1	1	2	63	31.5	40	
Booker	1-1	34	7-15	.467	3-7	.429	5-5	1.000	0	1	1	5	2-0	1	0	0	22	22.0	22	
Monroe (PHO)	1-1	27	6-7	.857	0-0	—	3-5	.600	2	5	7	5	0-0	1	1	0	15	15.0	15	
Ulis	2-1	53	6-15	.400	2-3	.667	7-8	.875	0	6	6	10	2-0	0	8	0	21	10.5	13	
Chriss	2-2	48	8-14	.571	2-5	.400	2-2	1.000	1	11	12	5	4-0	4	2	2	20	10.0	11	
Jackson	2-1	36	5-11	.455	1-4	.250	6-10	.600	2	3	5	4	11-1	0	2	0	17	8.5	10	
Chandler	1-1	33	4-5	.800	0-0	—	0-0	—	3	0	3	0	4-0	0	1	0	8	8.0	8	
Daniels	2-0	43	4-9	.444	4-8	.500	4-4	1.000	0	6	6	0	3-0	1	0	0	16	8.0	10	
James	2-1	43	2-19	.105	1-9	.111	9-12	.750	0	7	7	6	4-0	1	4	0	14	7.0	10	
Dudley	1-0	17	2-6	.333	1-4	.250	1-1	1.000	1	2	3	5	2-0	0	2	0	6	6.0	6	
Len	2-0	35	5-7	.714	0-0	—	1-1	1.000	5	9	14	2	7-1	1	1	4	11	5.5	7	
Bender	2-0	31	3-11	.273	1-5	.200	1-1	1.000	1	4	5	1	2-0	0	0	2	8	4.0	8	
SUNS	2	480	77-161	.478	16-47	.340	51-66	.773	21	66	87	45	45-2	10	24	10	221	110.5	122	

PLAYER	G-GS	MIN	FG-FGA	PCT	3FG-FGA	PCT	FT-FTA	PCT	OFF	DEF	TOT	AST	PF	DQ	STL	TO	BLK	PTS	AVG	HI
Beal	2-2	75	25-47	.532	7-17	.412	17-20	.850	2	6	8	6	5-0	0	1	1	74	37.0	40	
Morris	1-1	32	8-12	.667	2-5	.400	3-3	1.000	3	3	6	1	3-0	2	2	1	21	21.0	21	
Wall	1-1	36	10-18	.556	1-4	.250	0-4	.000	0	5	5	6	5-0	3	4	1	21	21.0	21	
Oubre	2-1	44	6-16	.375	4-7	.571	4-4	1.000	2	7	9	3	10-0	0	3	1	20	10.0	12	
Scott	2-0	44	8-14	.571	2-3	.667	2-3	.667	2	7	9	3	3-0	0	1	0	20	10.0	12	
Frazier	2-1	33	5-12	.417	1-4	.250	2-2	1.000	0	3	3	6	2-0	2	2	0	13	6.5	7	
Gortat	2-2	57	5-12	.417	0-0	—	3-4	.750	5	16	21	5	4-0	1	5	2	13	6.5	9	
Meeks	2-0	26	5-10	.500	1-4	.250	2-2	1.000	0	2	2	2	0-0	0	2	0	13	6.5	7	
Mahinmi	2-0	39	4-9	.444	0-0	—	4-5	.800	7	7	14	2	8-1	2	1	1	12	6.0	10	
Smith	1-1	16	1-4	.250	0-3	.000	4-4	1.000	1	1	2	1	3-0	0	0	0	6	6.0	6	
Porter	1-1	32	2-9	.222	0-2	.000	0-0	—	0	2	2	3	1-0	1	1	1	4	4.0	4	
Satoransky	2-0	46	3-10	.300	0-2	.000	2-4	.500	1	1	2	7	7-0	0	0	0	8	4.0	6	
WIZARDS	2	480	82-173	.474	18-51	.353	43-55	.782	23	60	83	45	51-1	11	23	8	225	112.5	116	

Series Scores & Summary

Date	Site	Final	W/L	Date	Site	Final	W/L	Date	Site	Final	W/L	Date	Site	Final	W/L
10/20/68	Phx	122-134	L	11/4/73	Cap%	99-102	L	12/8/81	Was	98-108	L	12/9/93	Phx	114-95	W
11/29/68	Bal#	106-124	L	12/7/73	Phx	114-92	W	2/8/81*	Phx	113-107	W	3/9/94	Was	142-106	W
12/21/68	Bal	117-131	L	12/27/74	Phx	127-107	W	12/12/81	Phx	98-105	L	12/6/94*	Was	ppd	
1/11/69	Phx	107-118	L	2/6/74	Cap	101-109	L	3/9/82	Was	103-95	W	12/19/94	Phx	113-102	W
2/20/69	Bal	121-140	L	11/27/74	Was	94-108	L	11/24/82	Phx	93-106	L	4/6/95	Was	127-123	W
3/10/69	Phx	121-140	L	1/8/75	Phx	95-102	L	12/29/83	Was	82-88	L	12/20/95*	Phx	106-104	W
11/19/69	Bal	118-133	L	2/4/75	Phx	90-89	W	1/15/84	Phx	110-101	W	2/4/95*	Was	123-115	W
11/21/69	Bal	116-126	L	2/19/75	Was	97-120	L	3/16/84*	Was	110-109	W	12/18/96	Phx	114-107	W
11/25/69	Bal	124-134	L	12/5/75	Phx	87-92	L	12/13/84	Phx	116-86	W	1/8/97*	Was	113-115	L
12/10/69	Bal	137-107	W	1/1/76	Was	103-114	L	1/26/85*	Was	105-110	L	3/27/98	Phx	99-85	W
1/15/70	Phx	124-115	W	1/24/76	Phx	84-100	L	1/8/86	Phx	109-97	W	3/12/99	Phx	99-85	W
1/18/70	Phx	134-133	W	2/28/76	Was	89-92	L	1/23/86	Was	112-114	L	12/9/99	Phx	99-85	W
10/31/70	Bal	103-106	L	11/25/76	Phx	104-98	W	1/23/87	Was	90-109	L	2/24/00	Was	92-83	W
11/20/70	Bal	110-121	L	1/1/77	Was	89-99	L	2/16/87	Phx	110-124	L	1/27/01	Was	82-89	L
1/16/71	Phx	117-100	W	2/10/77	Phx	103-109	L	2/27/88	Phx	106-116	L	3/20/01	Phx	105-91	W
2/9/71	Bal	120-115	W	3/6/77*	Was	110-118	L	3/9/88	Was	111-115	L	1/26/02	Was	102-112	L
3/7/71	Phx	108-117	L	11/4/77	Was	96-113	L	12/6/88	Phx	130-92	W	2/15/02	Phx	96-97	L
10/30/71	Bal	94-101	L	1/22/78	Phx	114-101	W	1/2/89	Was	125-122	W	3/21/03	Was	93-98	L
1/9/72	Coll. Park	103-109	L	2/12/78	Phx	121-109	W	11/18/89	Phx	118-107	W	3/21/03	Phx	109-83	W
1/16/72	Bal	104-107	L	2/24/78*	Was	120-121	L	3/7/90	Was	113-111	W	3/10/04	Was	100-105	L
2/10/72	Phx	131-98	W	12/9/78	Was	98-101	L	1/15/91	Phx	127-97	W	3/29/04	Phx	101-95	W
3/1/72	Phx	90-95	L	12/20/78	Phx	129-137	L	3/8/91	Was	117-91	W	12/18/04	Phx	110-96	W
10/15/72	Phx	107-98	W	1/5/79	Was	94-104	L	1/25/92	Was	121-115	W	1/15/05	Was	103-108	L
11/17/72	Bal	106-117	L	2/15/79	Phx	119-108	W	2/15/92	Phx	124-98	W	12/23/05	Phx	111-112	L
1/14/73	Phx	85-94	L	12/11/79	Was	123-99	W	12/15/92	Phx	125-115	W	12/28/05	Was	104-98	W
2/21/73	Bal	107-98	W	2/15/80	Phx	116-104	W	1/22/93	Was	122-115	W	12/22/06*	Phx	139-144	L

*Overtime # Baltimore Bullets % Capital Bullets +postponed due to condensation on court, made up 4/6/95

Suns Players Career Statistics vs. Wizards

PLAYER	G-GS	MIN	FG-FGA	PCT	3FG-FGA	PCT	FT-FTA	PCT	OFF	DEF	TOT	AST	PF-DQ	STL	TO	BLK	PTS	AVG	HI
Anderson	22-11	581	92-227	.405	43-122	.352	42-51	.824	49	101	150	24	47-0	12	28	5	269	12.2	23
Ariza	21-10	575	74-277	.418	24-78	.308	35-43	.814	25	72	97	33	44-0	36	23	5	207	9.9	22
Bender	2-0	31	3-11	.273	1-5	.200	1-1	1.000	1	4	5	1	2-0	0	0	2	8	4.0	8
Booker	5-4	159	37-87	.425	14-28	.500	11-13	.846	3	9	12	13	12-0	2	12	1	99	19.8	30
Canaan	8-3	195	28-71	.394	15-46	.326	16-18	.889	3	17	20	17	12-0	4	9	0	87	10.9	18
Chandler	37-27	998	107-201	.532	0-0	—	86-134	.642	125	210	335	34	100-3	19	50	37	300	8.1	25
Daniels	4-0	70	6-18	.333	3-7	.353	4-4	1.000	0	8	8	1	8-0	2	1	0	22	5.5	10
Holmes	5-0	78	12-21	.571	3-5	.600	3-3	1.000	6	11	17	4	12-0	7	3	6	30	6.0	12
Johnson	2-1	36	5-11	.455	1-4	.250	6-10	.600	2	3	5	4	11-1	0	2	0	17	8.5	10
Warren	4-3	130	37-64	.578	3-5	.600	12-17	.706	7	21	28	7	12-0	1	2	2	89	22.3	40

Series Highlights & Top Performances

The Suns have won 39 of the last 57 meetings in the series, including 21 of the last 29 games at home... Nov. 1, 2017, **T.J. Warren** scored a career-high 40 points on 16-of-22 shooting and had 10 rebounds... Dec. 22, 2006, **Gilbert Arenas** scored a Talking Stick Resort Arena-record 54 points and led the Wizards to a 144-139 overtime win to snap the Suns' then franchise-record 15-game win streak — the Suns had arrived home just hours before tip off after two snow bound days in Denver... In his final appearance in the Valley, **Michael Jordan** scored 14 points on March 21, 2003 in the Suns' 109-83 victory... Feb. 15, 2002, Jordan hit a jumper with :00.2 left to give Washington a 97-96 win in Phoenix... **Tom Chambers** scored a Suns series-high 44 points on March 7, 1990... Nov. 29, 1968 in Baltimore, **Bullet Wes Unseld** grabbed a series-high 26 rebounds... Dec. 9, 1993 in Phoenix, **Kevin Johnson** picked a series-best 10 steals... **Manute Bol**, standing 7-7, blocked a series-high 10 shots Jan. 8, 1986.

By The Numbers:

Suns vs. Washington 2017-2018: 1-1

11/1/17 at Washington: Suns 122, Wizards 116

12/7/17 at Phoenix: Wizards 109, Suns 99

All-Time Series Results:

Suns vs. Wizards at Phoenix: 38-25

Suns vs. Wizards on road: 24-38

Suns vs. Wizards overall: 62-63

Suns largest margin of victory: 38 (130-92, 12/6/88)

Suns high point total: 142 (3/9/94)

Suns low point total: 79 (3/20/13)

Wizards largest margin of victory: 23 (120-97, 2/19/75)

Wizards high point total: 144 (12/22/06*)

Wizards low point total: 83 (2/24/00; 3/21/03)

	HOME	AWAY
Suns last win:	1/28/15 (106-98)	11/1/17 (122-116)
Suns last loss:	12/7/17 (109-99)	11/21/16 (106-101)
Streaks:	Won one	Won one

Community Outreach

NBA Cares

Community outreach is integral to the Phoenix Suns overall mission. As an organization, the Suns strive to provide the finest in sports, entertainment and community leadership. Looking back at the 2017-18 NBA Season, we take great pride in our accomplishments. Some highlights from our past season include:

- \$1,000,000+ in Phoenix Suns Charities Grants given
- \$350,000+ in donation items
- \$60,000 in Phoenix Suns Charities scholarships
- \$100,000+ worth of Suns tickets donated by our players
- 18,000 youth staying fit with Jr. Suns/ Jr. Mercury basketball program
- 1,500+ donations to Arizona charities
- 356 alumni appearances
- 220 Suns player appearances
- 50 Local courts renovated
- 2,500 holiday cards sent to overseas troops

EDUCATION

Suns Central

Our most ambitious project is our SunsCentral program at Central High School. In 2012, the Suns organization adopted Phoenix's Central High School with a mission to create an environment that would allow these students to succeed. Just over three years later, we are well on our way to accomplishing that goal as graduation success rates have increased from 69.9% in 2012-13 to 90% during the 2014-15 school year. Phoenix Suns Charities is privileged to be one of the many ways the Phoenix Suns have put our promise to serve our community into action.

Suns Symbol of Freedom Trip

Every season, the Phoenix Suns and Southwest Airlines team up to bring a group of seventh-grade students on a flyaway of a lifetime. Through the "Symbol of Freedom" Art & Essay Contest, Valley students must depict what a symbol of freedom means to them through artwork and an original essay. Ten students are selected to attend an all-expense paid flyaway to a destination that symbolizes our nation's freedom and see a Suns' road game.



We Love It Here – Reading & Learning Center Renovation

The "We Love It Here" reading and learning center improvement grant contest is a partnership between Southwest Airlines and the Phoenix Suns. This program provides a \$5,000 grant to revamp an educational learning center in Phoenix. In the 2016-17 season, Eastlake Park Community Center in Metro Phoenix was the recipient of the award and received a brand new reading and learning center equipped with new books, furniture, television, computers and projector.

Bridges Brightest Ballers

Each month of the season, Phoenix Suns rookie Mikal Bridges will honor one of Arizona's brightest student athletes at a Suns home game. Students who are selected will receive, two tickets to a home game, a VIP pregame bench sit, a Suns custom Jersey and an on court recognition with Mikal. In addition to the game day, the seven (7) kids selected throughout the season will get to spend a day out with Mikal at the end of the year.

HEALTH & WELLNESS

Suns Fit Week

NBA FIT is the league's comprehensive health and wellness platform that encourages the NBA family to "Be Active, Eat Healthy and Play Together" while promoting the values of the game through programs, events and products. During a week in March, the Suns execute a number of active programs to engage employees, fans, and the Phoenix community.

GROWTH OF THE GAME (Basketball)

APS Project Rebound

The Phoenix Suns recognize the importance of physical fitness for youth and strive to provide them with the right equipment to play. The Suns and APS have teamed up to build and improve basketball courts all over the state of Arizona. A dedication ceremony features player and alumni clinics for kids who will use the courts. Over the years, the Suns and APS have renovated 13 courts statewide.

Jr. Suns/Jr. Mercury Youth Basketball Leagues

Jr. Suns/Jr. Mercury Youth Basketball Leagues provide kids with the opportunity to learn what it takes to win both on and off the court. Kids of all skill levels can participate in leagues that run throughout the year and even have a chance to scrimmage in front of the home crowd at Talking Stick Resort Arena. Special visits by Suns and Mercury players, coaches and alumni provide added motivation, showing kids that a winning attitude goes a long way. Jr. Suns/Jr. Mercury provides boys and girls ages 6-17 a chance to learn important life lessons, the value of a good education, good sportsmanship and the importance of giving back to the community. The league partners with YMCAs, Boys and Girls Clubs and various city parks and recreation departments throughout the state of Arizona.

COMMUNITY DEVELOPMENT

Mobile Mini Community Assist Award

Each month the Phoenix Suns recognize a community advocate in the Valley, a Jr. Suns or Jr. Mercury participant and a Phoenix Suns player for their commitment to enriching the lives of others. The Phoenix Suns are striving to make a difference in the community and are proud to celebrate individuals for their similar efforts.



Volunteer Efforts

Since our inception in 1968, the Phoenix Suns is an organization deeply rooted in excelling both on and off the court. As a professional sports franchise, we recognize it is our responsibility to be a leader in serving Arizona's communities. As a community leader, the Suns continue to be a major contributor to the Boys and Girls Club, Special Olympics, Playworks Arizona and Helping Hands for Single Moms, along with various other non-profits. Additionally, our employees serve on numerous community boards and committees as well as participate in an organization-wide Phoenix Suns Week of Service brought to you by Steward Healthcare to volunteer over 200 hours in the community to tip-off each season.

In-Kind Donations

Through the combined efforts of the Phoenix Suns and Phoenix Suns Charities, funding, and autographed items are provided to hundreds of location non-profit organizations and schools that assist the needs of children and their families in Arizona. Our support for non-profits and schools extend beyond monetary contributions. Our Phoenix Suns players generously purchase blocks of tickets to many home games providing children a chance to experience a live Suns home game for the very first time. Through our Charity Challenge program, local nonprofits are awarded tickets throughout the year and are entered for a chance to win a \$25,000 grant from Phoenix Suns Charities.

Questions or comments regarding Phoenix Suns Charities should be directed to Sarah Krahenbuhl, executive director, at skrahenbuhl@suns.com.

NBA Community Outreach

About NBA Cares

NBA Cares is the league's global social responsibility program that builds on the NBA's mission of addressing important social issues. NBA Cares programs and participants have provided more than 4.5 million hours of hands-on service and created more than 1,210 places where kids and families can live, learn or play in communities around the world. The NBA also engages more than 26 million youth annually, inspiring play and teaching the values of the game. NBA Cares works with internationally recognized youth-serving programs that support education, youth and family development, and health-related causes, including: Thurgood Marshall College Fund, Special Olympics, YMCA of the USA, Boys & Girls Clubs of America, UNICEF, the Make-A-Wish Foundation, Share Our Strength and GLSEN.

2018-19 NBA Officiating Staff

3 Buchert, Nick	24 Callahan, Mike	44 Nansel, Brett	66 Workman, Haywoode
4 Wright, Sean	25 Brothers, Tony	45 Forte, Brian	67 Adair, Brandon
5 Fitzgerald, Kane	26 Fraher, Pat	46 Taylor, Ben	68 Goble, Jacyn
6 Brown, Tony	27 Ervin, Mitchell	47 Adams, Bennie	71 Mott, Rodney
7 Holtkamp, Lauren	28 Scott, Kevin	48 Foster, Scott	72 Orr, J.T.
8 Davis, Marc	29 Lindsay, Mark	49 Washington, Tom	73 Maddox, Tre
10 Garretson, Ron	30 Goble, John	50 Petratis, Gediminas	74 Blair, Curtis
11 Collins, Derrick	31 Wall, Scott	51 Smith, Aaron	77 Lane, Karl
12 Washington, CJ	32 Kogut, Marat	52 Twardoski, Scott	
14 Malloy, Ed	33 Corbin, Sean	54 Acosta, Ray	Non-Staff Officials:
15 Zarba, Zach	34 Cutler, Kevin	55 Kennedy, Bill	53 Butler, John
16 Guthrie, David	35 Goldenberg, Jason	56 Ayotte, Mark	57 Dagher, Mousa
17 Sterling, Jonathan	36 Barnaky, Brent	58 Tiven, Josh	65 Green, Nate
18 Boland, Matt	37 Dalen, Eric	59 Zielinski, Gary	75 Moyer-Gleich, Ashley
19 Capers, James	38 Smith, Michael	60 Williams, James	43 Myers, Matt
20 Richardson, Leroy	39 Ford, Tyler	61 Kirkland, Courtney	70 Ransom, Phenizee
21 Taylor, Dedric	40 Wood, Leon	62 DeRosa, JB	76 Sago, Natalie
22 Spooner, Bill	41 Mauer, Ken	63 Richardson, Derek	78 Scott, Evan
23 Phillips, Jason	42 Lewis, Eric	64 Van Duyne, Justin	

Talking Stick Resort Arena

From its planning inception in 1988 and eventual opening in June of 1992, Talking Stick Resort Arena (formerly US Airways Center, as of October 2015) was the benchmark for other cities and other sports facilities.

Its design boasted innovations that had not been seen in arenas of its day including multi-story suite levels, attached premium parking facilities, and integrated team practice facility. Both public and private critics saw Talking Stick Resort Arena as a catalytic project capable of stimulating urban growth.

In its first full year of operation, the originally named America West Arena received every award a new venue of its kind was afforded, including Best New Concert Venue by Performance Magazine and Best NBA Facility by acclaim of those who know best, the players themselves.

Through the course of the '90s, new facilities around the country followed the example of Talking Stick Resort Arena and new projects sprung up in nearly all the major western state metropolitan areas: Denver, Portland, Seattle, Salt Lake City and in 1999, Los Angeles and Dallas with dramatic new STAPLES Center and American Airlines Center. Technology changed, entertainment options proliferated and the city's emerging new downtown continued to evolve in positive ways.

The Talking Stick Resort Arena completed a major \$70 million expansion and improvement project in 2004. Gone is the block exterior, replaced with soaring glass walls. The outdoor ticket office is now enclosed inside the new 14,000 square foot Casino Arizona Pavilion, serving as a grand entrance highlighted by a 12 x 20 foot video wall. On the east side, the Dos Equis Beer Garden is a flexible outdoor entertainment venue covered by a football field-length canopy featuring state-of-the-art sound and video projection systems, as well as the stylish Dos Equis Beer Garden bar area and facilities that double as television studio facilities for Suns telecasts and a performance stage for music events.

Other improvements include new technology installed in the bowl including a 900-foot LED ribbon, a center-hung scoreboard with HDTV screens, a new sound system, a new Courtside Club and the Suns Gorilla Greenhouse, a 7,000 square foot family friendly active home to the Phoenix Suns Gorilla. At street level the Talking Stick Resort Arena now features a Carl's Jr., an expanded Team Shop and the Blue Moon Club.


Management: Sports and Entertainment Services

Parking: 900-space attached garage;
1,500-space garage next door

Suites: 87 luxury suites and six party suites on
two mid-level concourses

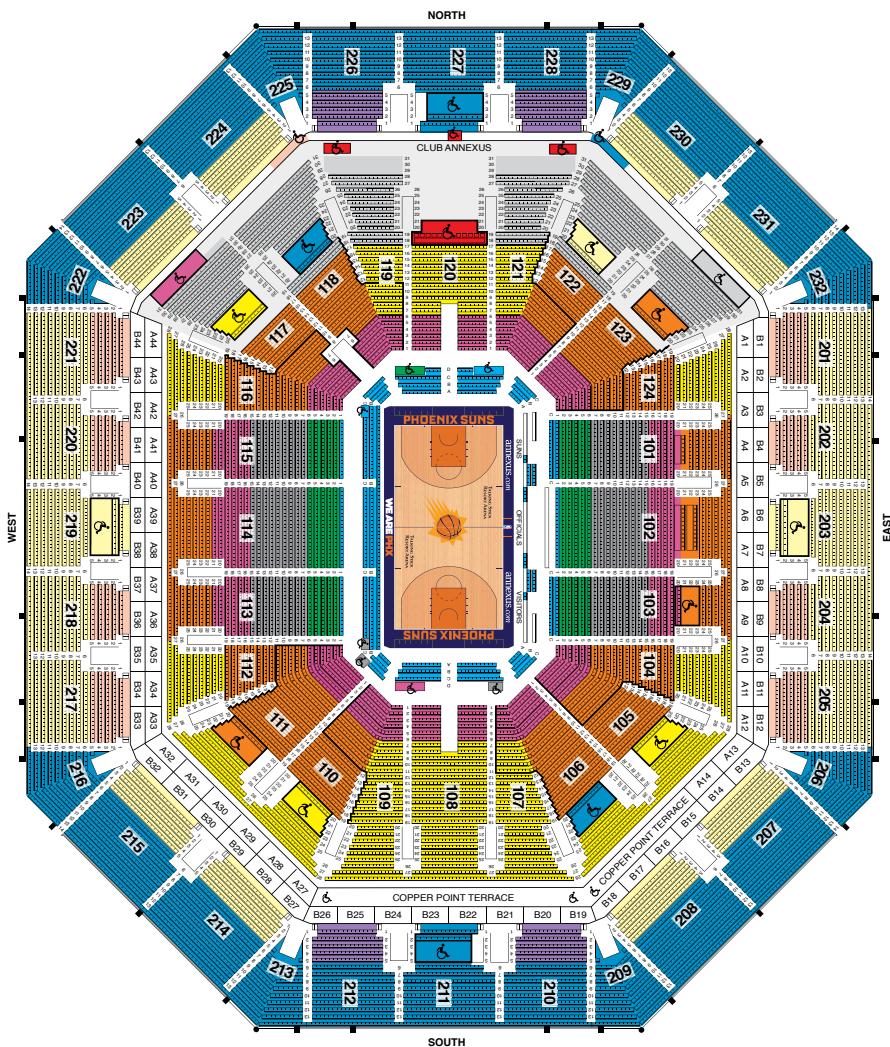
Accessible Seating: Available on all levels

Media Entrance: NE (located on Jefferson St.)





TALKING STICK RESORT ARENA



Seating: 18,055 for basketball

TIME TO RISE



[BOOKER]

[AYTON]



ARIZONA™

STREAM ON





SUNS.COM

201 E. Jefferson St.
Phoenix, AZ 85004